



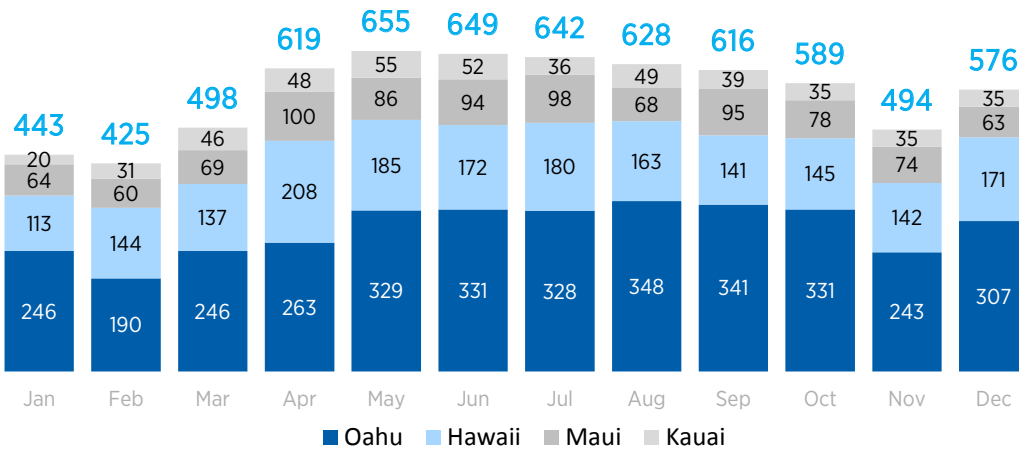
ESCROW

RESIDENTIAL SALES REPORT

EAST HONOLULU - 2014

CURRENT STATEWIDE MARKET STATISTICS

SINGLE FAMILY HOME SALES



MEDIAN SALES PRICE - OAHU

\$675,000

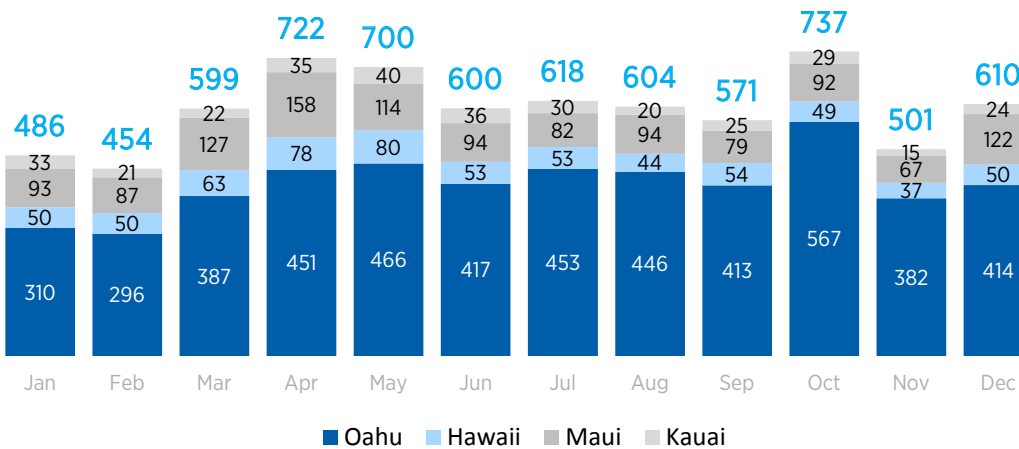
↑ 3.8% vs. last year

OF SALES - OAHU

3,499

↑ 4.8% vs. last year

CONDOMINIUM SALES



MEDIAN SALES PRICE - OAHU

\$350,000

↑ 5.4% vs. last year

OF SALES - OAHU

5,018

↓ 0.1% vs. last year

Information Effective 4/6/2015



VICKIE MARINO

ACCOUNT MANAGER
EAST HONOLULU

E: vmarino@tghawaii.com

P: (808) 286-4954

Scan this code
to download a
digital copy





EAST HONOLULU

NUMBER OF SALES

SINGLE FAMILY HOMES

580

↓ 1.9%
vs. last year

MEDIAN SALES PRICE

SINGLE FAMILY HOMES

\$1,058,000

↑ 9.1%
vs. last year

CONDO/TOWNHOUSE

356

↓ 6.1%
vs. last year

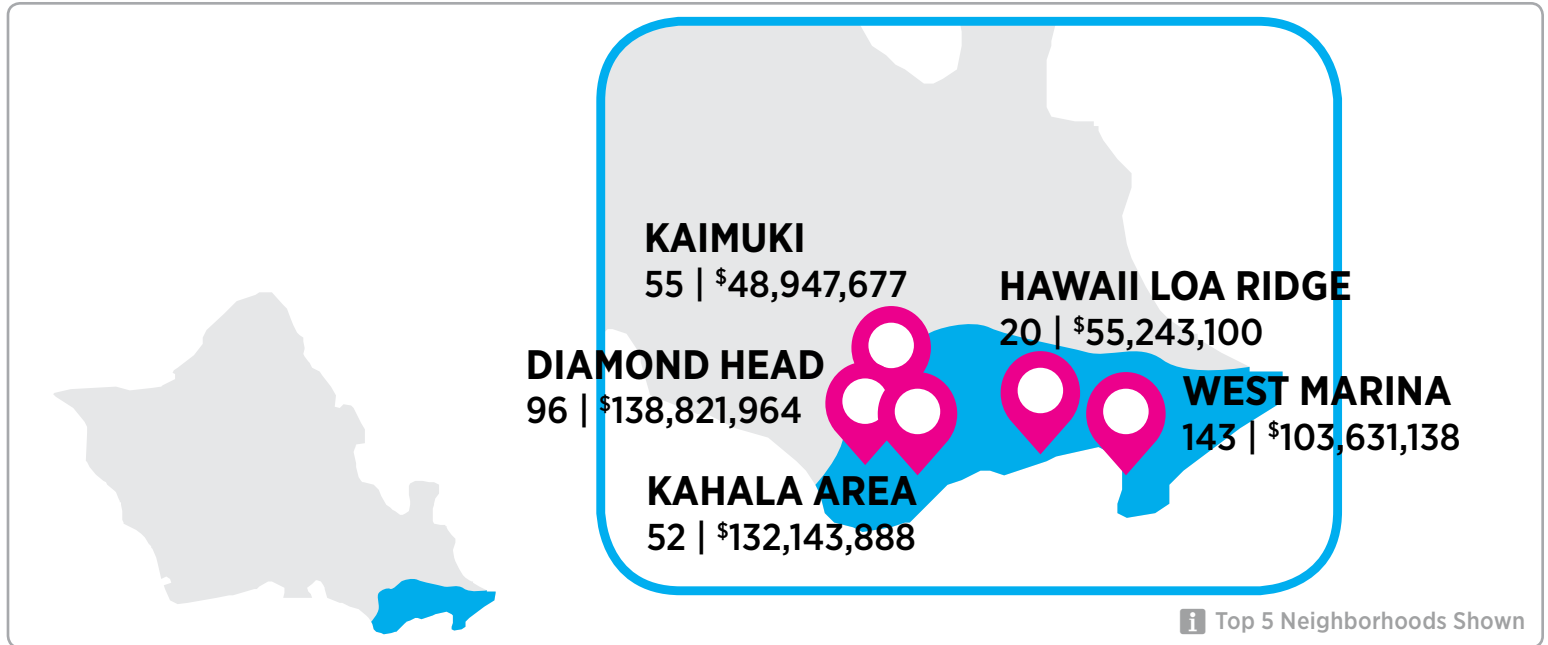
CONDO/TOWNHOUSE

\$562,500

↑ 8.2%
vs. last year

TOP NEIGHBORHOOD SALES

SALES | \$ SALES



TG TEAM — EAST HONOLULU



Lesley Kizzee
Sr. Vice President/
State Manager — Oahu
E: lkizzee
@tghawaii.com
P: (808) 539-7779



Willard Haraguchi
Sr. Vice President
Title Operations
E: wharaguchi
@tghawaii.com
P: (808) 733-6043



David T. Pietsch III
Vice President
Kahala, Hawaii Kai and King St.
E: dpietsch3
@tghawaii.com
P: (808) 521-0222



Alan Chun
Branch Manager
Escrow Officer — Hawaii Kai
E: achun
@tghawaii.com
P: (808) 394-5240



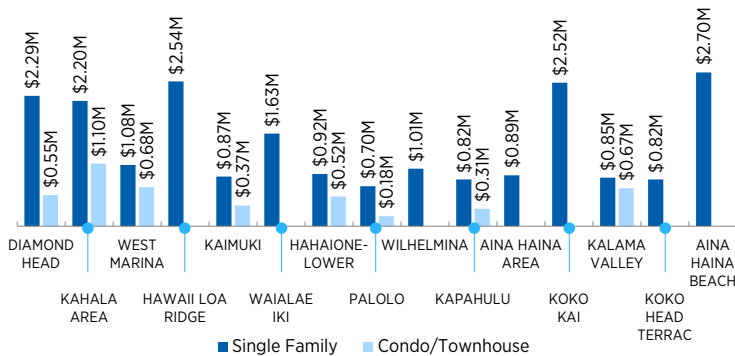
Ryan Nagatori
Branch Manager
Escrow Officer — Kahala
E: rnagatori
@tghawaii.com
P: (808) 733-6035

NEIGHBORHOOD SALES

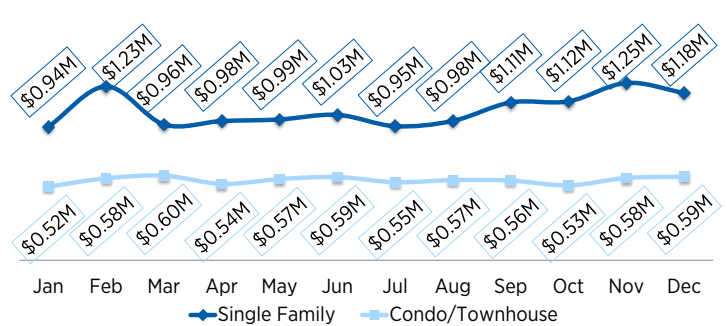
2014

	Single Family			Condo/Townhouse		
	#	\$ AMT	MEDIAN	#	\$ AMT	MEDIAN
DIAMOND HEAD	21	\$67,730,887	\$2,288,888	75	\$71,091,077	\$545,000
KAHALA AREA	47	\$125,976,888	\$2,200,000	5	\$6,167,000	\$1,100,000
WEST MARINA	9	\$9,911,000	\$1,075,000	134	\$93,720,138	\$684,500
HAWAII LOA RIDGE	20	\$55,243,100	\$2,540,000	-	-	-
KAIMUKI	52	\$47,659,677	\$872,500	3	\$1,288,000	\$365,000
WAIALAE IKI	27	\$45,857,600	\$1,625,000	-	-	-
HAHAIONE-LOWER	8	\$7,617,000	\$917,500	55	\$28,514,787	\$519,000
PALOLO	48	\$35,937,400	\$702,500	1	\$178,000	\$178,000
WILHELMINA	33	\$35,316,049	\$1,010,000	-	-	-
KAPAHULU	25	\$22,007,723	\$820,000	20	\$6,394,300	\$305,000
AINA HAINA AREA	26	\$24,468,000	\$894,000	-	-	-
KOKO KAI	9	\$23,889,500	\$2,520,000	-	-	-
KALAMA VALLEY	26	\$22,142,300	\$852,000	1	\$665,000	\$665,000
KOKO HEAD TERRACE	25	\$21,526,900	\$820,000	-	-	-
AINA HAINA BEACH	5	\$21,466,000	\$2,700,000	-	-	-

MEDIAN SALES BY NEIGHBORHOOD



MEDIAN SALES BY MONTH



Let Us Be A Part Of Your Solution!



Vickie Marino
Account Manager
East Oahu
E: vmarino
@tghawaii.com
P: (808) 286-4954



Roxanne Olayan
Sr. Escrow Officer
Kahala
E: rolayan
@tghawaii.com
P: (808) 733-6038



Diana Kanagawa
Escrow Officer
Kahala
E: dkanagawa
@tghawaii.com
P: (808) 733-6028

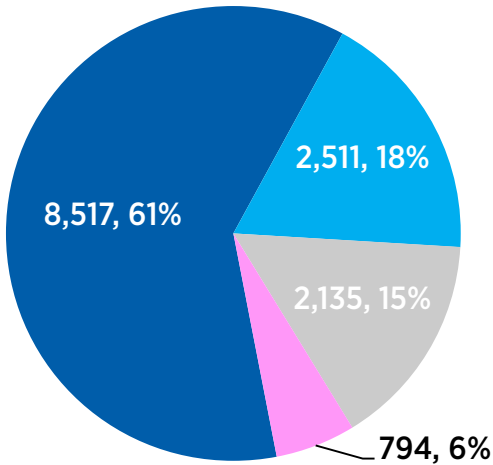


Miki Villard
Escrow Officer
Kahala
E: mvillard
@tghawaii.com
P: (808) 733-6047



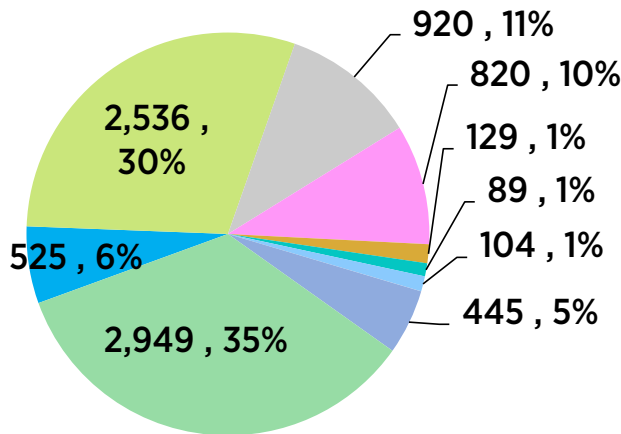
SALES RATIOS

OF SALES BY ISLAND



■ Oahu ■ Hawaii ■ Maui ■ Kauai

OF SALES BY ZONE



■ Salt Lake to Kalihi (Zone 1) ■ Urban Honolulu (Zone 2)
 ■ East Honolulu (Zone 3) ■ Windward Oahu (Zone 4)
 ■ Kaaawa to Kahuku (Zone 5) ■ North Shore (Zone 6)
 ■ Wahiawa (Zone 7) ■ Leeward Oahu (Zone 8)
 ■ Central Oahu (Zone 9)




USA vs.
INTERNATIONAL

BUYER STATISTICS

Interactive Maps of U.S. & Non U.S. Buyers of Hawaii Properties.

APR.

SCAN THE CODE BELOW TO VIEW THE MAPS
OR VISIT TGDATAERVICE.COM/MONTHLY-STATISTICS



Provided by:



Island and region-specific data available.

Contact us for more information.

tgdataservice@tghawaii.com

tgdataservice.com

Visit a TG East Honolulu Branch Near You!

HAWAII KAI

6600 Kalaniana'ole Hwy., Ste. 108A Honolulu, HI 96825
 P: 394-5252
 E: hawaiiikai@tghawaii.com

KAHALA

4211 Wai'aleae Ave., Ste. 104 Honolulu, HI 96816
 P: 733-6020
 E: kahala@tghawaii.com



ESCROW