



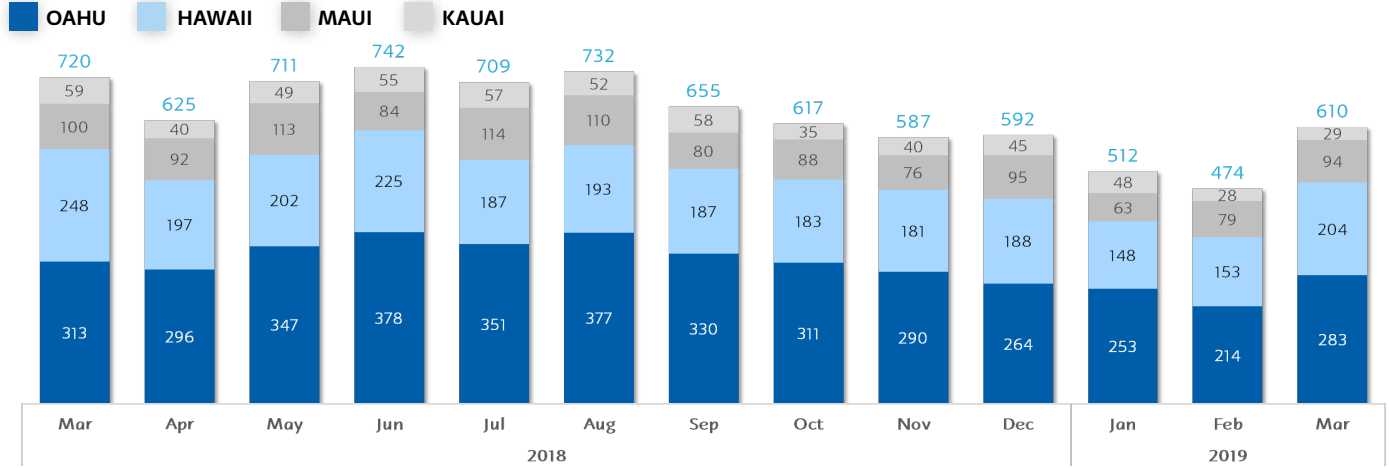
TITLE GUARANTY

TITLE & ESCROW SERVICES

RESIDENTIAL SALES REPORT MARCH 2019

WINDWARD OAHU

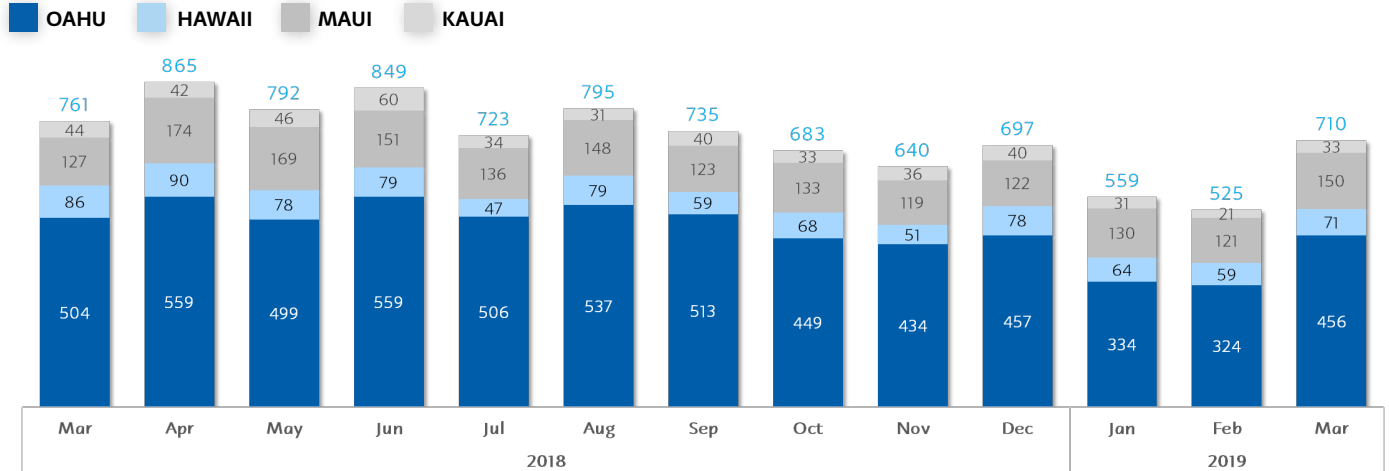
ISLAND SALES
SINGLE FAMILY HOME
CONDOMINIUM



OF SALES
283
 ↑ 32.2% VS. LAST MONTH
 ↓ 9.6% VS. LAST YEAR

MEDIAN SALES PRICE
\$788,000
 ↑ 0.1% VS. LAST MONTH
 ↑ 3.0% VS. LAST YEAR

TOTAL \$ OF SALES
\$258,738,863
 ↑ 27.4% VS. LAST MONTH
 ↓ 17.5% VS. LAST YEAR



OF SALES
456
 ↑ 40.7% VS. LAST MONTH
 ↓ 9.5% VS. LAST YEAR

MEDIAN SALES PRICE
\$420,000
 ↑ 0.6% VS. LAST MONTH
 ↓ 5.0% VS. LAST YEAR

TOTAL \$ OF SALES
\$233,048,557
 ↑ 43.6% VS. LAST MONTH
 ↓ 9.0% VS. LAST YEAR

information effective 04/01/2019



KRISTINA C. WOO-ARK

Account Manager
Windward & Metro

(808) 282-3613
kwoo-ark@tghawaii.com

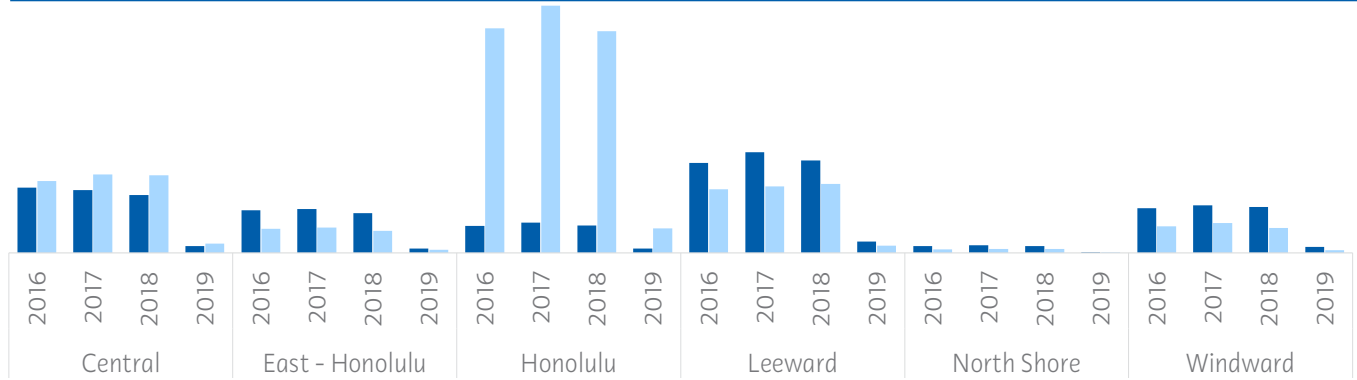


TITLE GUARANTY

TITLE & ESCROW SERVICES

REGIONAL SALES

SALES (#) COMPARISON (YEAR OVER YEAR)



	YEAR		TOTAL	
CENTRAL	2016	899	995	1,894
	2017	865	1,081	1,946
	2018	798	1,073	1,871
	2019	166	210	376
EAST - HONOLULU	2016	591	335	926
	2017	604	351	955
	2018	550	307	857
	2019	104	65	169
HONOLULU	2016	374	3,105	3,479
	2017	417	3,415	3,832
	2018	381	3,065	3,446
	2019	90	607	697

	YEAR		TOTAL	
LEEWARD	2016	1,245	878	2,123
	2017	1,392	917	2,309
	2018	1,278	952	2,230
	2019	252	165	417
NORTH SHORE	2016	94	48	142
	2017	103	56	159
	2018	95	56	151
	2019	16	8	24
WINDWARD	2016	617	369	986
	2017	658	415	1,073
	2018	634	343	977
	2019	122	59	181

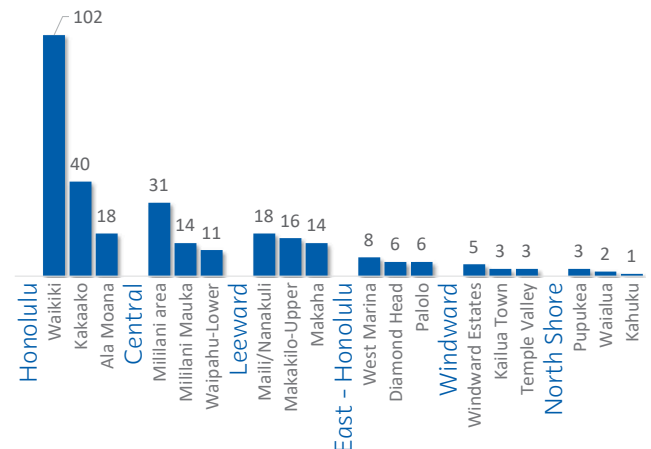
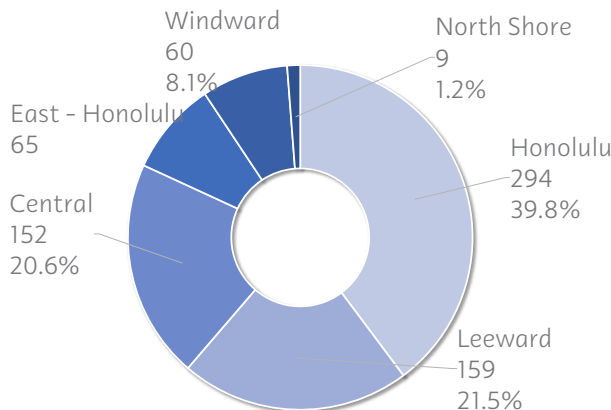
* YTD Sales (#) vs. same period of previous years

Property Type

■ SINGLE FAMILY HOMES

■ CONDOMINIUM

OF SALES BY REGION



* Excluding Vacant Land Sales

* Top 3 Neighborhoods Shown—Excluding Vacant Land Sales

RESIDENTIAL SALES REPORT

WINDWARD OAHU

MARCH 2019

SALES BY REGION (CURRENT MONTH)

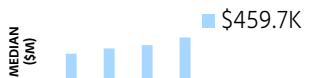
	SINGLE FAMILY HOMES			CONDOMINIUM		
	#	\$ AMT	MEDIAN	#	\$ AMT	MEDIAN
WINDWARD ESTATES	--	--	--	5 ▼	\$2.1M ▼	\$459.5K ▼
KAILUA TOWN	--	--	--	3 ▼	\$1.9M ▼	\$536.0K ▼
TEMPLE VALLEY	--	--	--	3 -	\$1.8M -	\$601.8K -
HAIKU PLANTATION	1 -	\$950.0K -	\$950.0K -	1 ▼	\$585.0K ▼	\$585.0K ▼
HAIKU PARK	2 -	\$2.3M -	\$1.1M -	--	--	--
BEACHSIDE	2 ●	\$5.6M ▼	\$2.8M ▼	--	--	--
CLUB VIEW ESTATE	2 -	\$2.0M -	\$988.7K -	--	--	--
COCONUT GROVE	2 ▼	\$1.7M ▼	\$872.5K ▼	--	--	--
AIKAHI PARK	1 ▼	\$1.2M ▼	\$1.2M ▲	1 -	\$640.0K -	\$640.0K -
ENCHANTED LAKE	2 ▼	\$1.9M ▼	\$936.5K ▼	--	--	--

▲/▼ Increase/Decrease vs. Last Year ●/— No Change or No Value vs. Last Year

SALES COMPARISON (YEAR OVER YEAR & 2019 YTD SHOWN)

TOP 5 NEIGHBORHOODS BY # OF SALES (CURRENT MONTH)

WINDWARD ESTATES



KAILUA TOWN



TEMPLE VALLEY



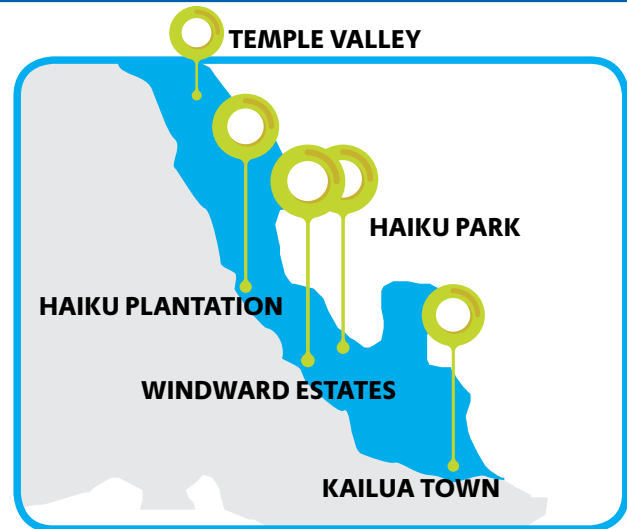
HAIKU PLANTATION



HAIKU PARK



* Annual trend shown include 2016 to present; Top 5 Neighborhood Shown



YEAR TO DATE STATISTICS (VS. SAME PERIOD LAST YEAR)

SINGLE FAMILY HOMES

OF SALES **122** ▼ 11.6% MEDIAN SALES PRICE **\$975.5K** ▲ 5.5%

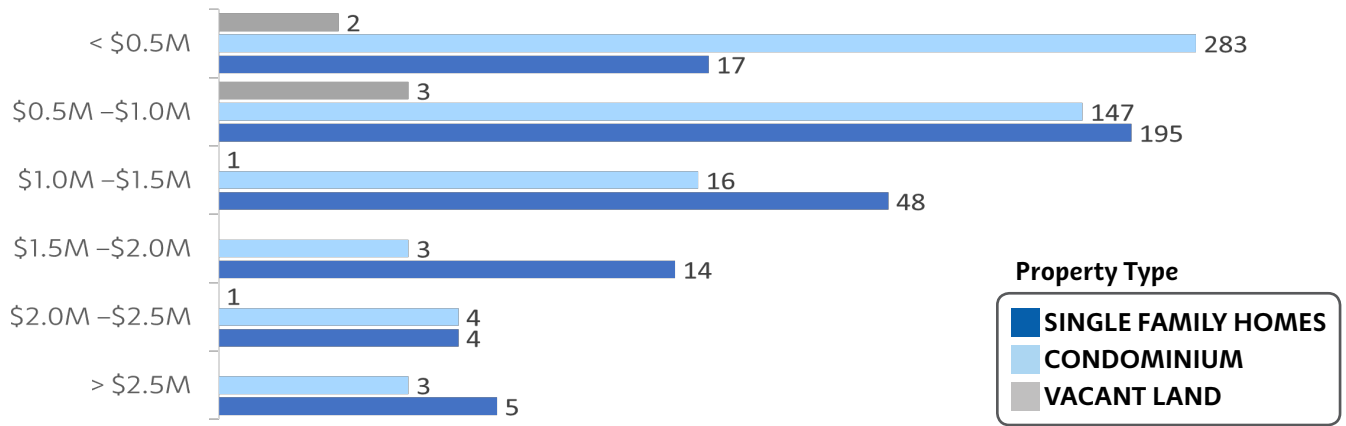
TOTAL \$ OF SALES **\$131.6M** ▼ 19.3%

CONDOMINIUM

OF SALES **59** ▼ 11.9% MEDIAN SALES PRICE **\$579.0K** ▲ 2.9%

TOTAL \$ OF SALES **\$34.8M** ▼ 7.0%

ISLAND SALES (#) BY PRICE RANGE



TG TEAM — Windward Oahu

Let Us Be A Part Of Your Solution!



CHRISTOPHER P. AGUILERA
Senior Vice President
Escrow State Manager
O: (808) 533-5861 C: (808) 388-5444
caguilera@tghawaii.com



BRANDON CHOI
Branch Manager
King Street
O: (808) 592-5233 C: (808) 295-2241
bchoi@tghawaii.com



KRISTINA C. WOO-ARK
Account Manager
Windward & Metro
(808) 282-3613
kwoo-ark@tghawaii.com



BRIAN S. CHAN
Escrow Officer
King Street
O: (808) 592-5236 C: (808) 260-5673
bchan@tghawaii.com



MADLINE "MADDY" ARAKAKI
Escrow Officer
Kailua
O: (808) 266-2404 C: (808) 286-2590
marakaki@tghawaii.com



TRISH FURTADO
Escrow Officer
Kailua
O: (808) 592-5241 C: (808) 271-2461
tfurtado@tghawaii.com

Visit a TG Windward Oahu Branch Near You!

KAILUA

111 Hekili Street, Ste. 101
Kailua, HI 96734

808-266-2060

kailua@tghawaii.com

KING STREET

1350 S King Street, Suite 105
Honolulu, HI 96814

808-592-5252

kingst@tghawaii.com