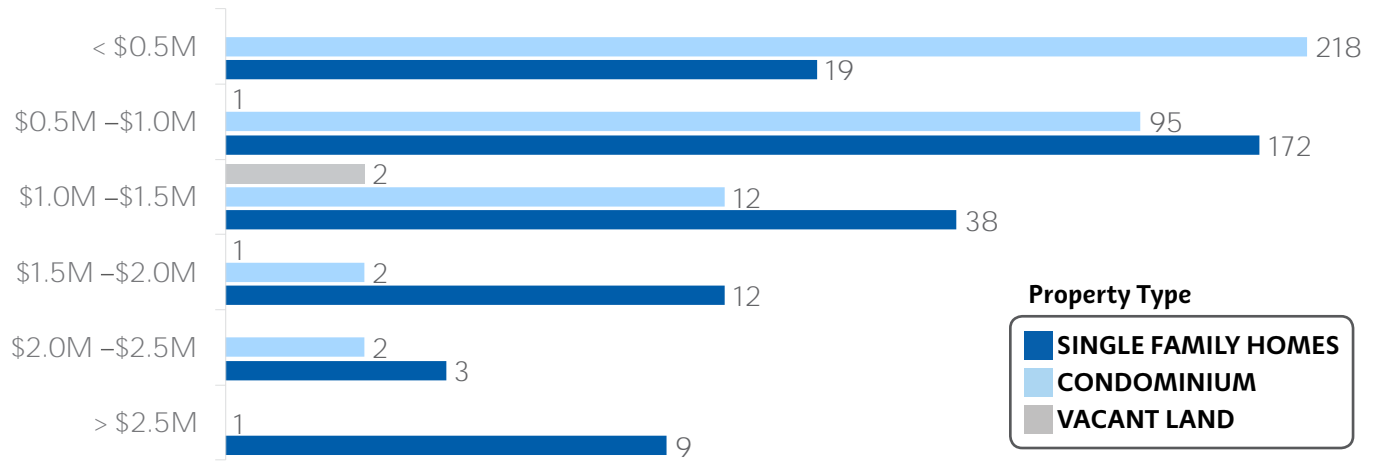


ISLAND SALES (#) BY PRICE RANGE



TG TEAM — Central Oahu

Let Us Be A Part Of Your Solution!



CHRISTOPHER P. AGUILERA
Senior Vice President
Escrow State Manager
O: (808) 533-5861 C: (808) 388-5444
caguilera@tghawaii.com



NARA P. KIM
Branch Manager
Kapolei
O: (808) 630-2156 C: (808) 439-9990
nkim@tghawaii.com



SHERRIE M. KIMATA
Branch Manager
Pearlridge
O: (808) 275-4441 C: (808) 754-9976
skimata@tghawaii.com



JEANNIE K. NINH
Account Manager
North & West Oahu
(808) 282-4807
jninh@tghawaii.com



JILL M. KIRIHARA
Escrow Officer
Mililani
O: (808) 630-2157 C: (808) 282-7492
jkirihara@tghawaii.com



BRIAR K. NAKAMOTO
Escrow Officer
Mililani
O: (808) 630-2259 C: (808) 294-3589
bnakamoto@tghawaii.com



SUSAN M. RATHBUN
Escrow Officer
Pearlridge
(808) 535-1846
srathbun@tghawaii.com



KYLE HOBSON DUDOIT
Escrow Officer
Pearlridge
(808) 275-4186
khobson@tghawaii.com

Visit a TG Central Oahu Branch Near You!

KAPOLEI

1001 Kamokila Blvd., Suite 127
Kapolei, HI 96707

808-690-9222

kapolei@tghawaii.com

MILILANI

95-1095 Ainamakua Dr., Ste. 1
Mililani, HI 96789

808-630-2344

mililani@tghawaii.com

PEARLRIDGE

98-151 Pali Momi St., Ste. 115
Aiea, HI 96701

808-483-8121

pearlridge@tghawaii.com



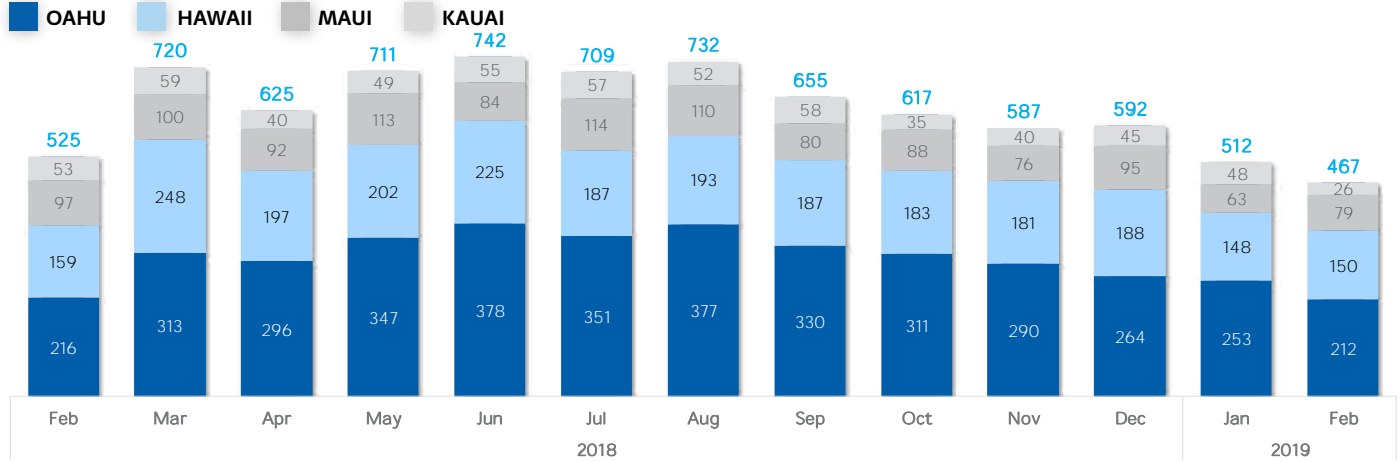
TITLE GUARANTY

TITLE & ESCROW SERVICES

RESIDENTIAL SALES REPORT FEBRUARY 2019

CENTRAL OAHU

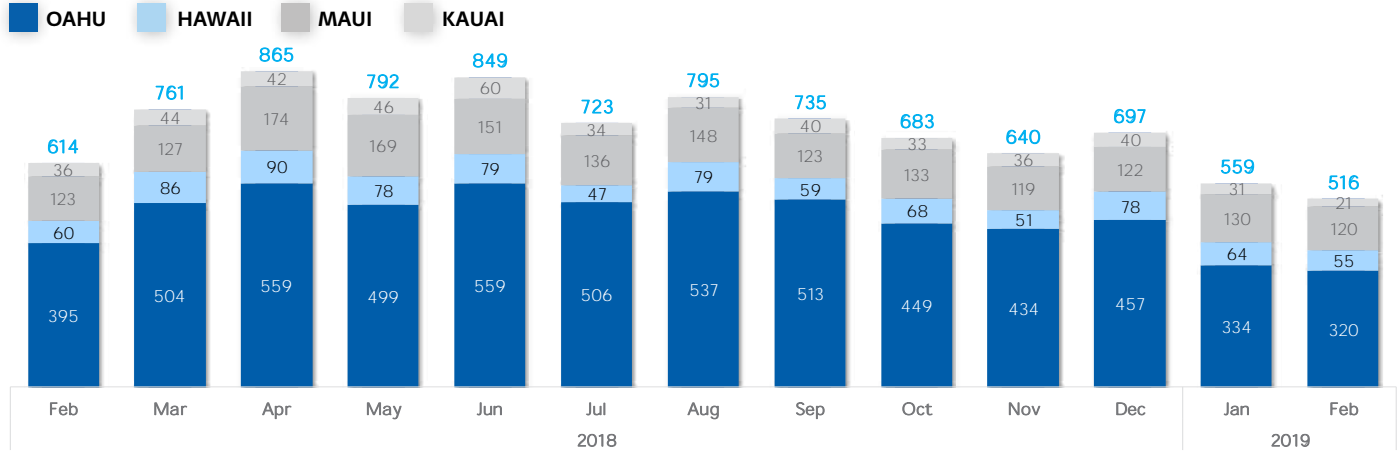
ISLAND SALES
SINGLE FAMILY HOME
CONDOMINIUM



OF SALES
212
 ⬇️ 16.2% VS. LAST MONTH
 ⬇️ 1.9% VS. LAST YEAR

MEDIAN SALES PRICE
\$787,000
 ⬆️ 2.2% VS. LAST MONTH
 ⬆️ 1.5% VS. LAST YEAR

TOTAL \$ OF SALES
\$201,584,054
 ⬇️ 19.1% VS. LAST MONTH
 ⬇️ 6.4% VS. LAST YEAR



OF SALES
320
 ⬇️ 4.2% VS. LAST MONTH
 ⬇️ 19.0% VS. LAST YEAR

MEDIAN SALES PRICE
\$415,000
 ⬆️ 3.8% VS. LAST MONTH
 ⬇️ 1.8% VS. LAST YEAR

TOTAL \$ OF SALES
\$159,174,924
 ⬇️ 4.0% VS. LAST MONTH
 ⬇️ 29.3% VS. LAST YEAR

information effective 01/02/2019



JEANNIE K. NINH
Account Manager
North & West Oahu

(808) 282-4807
jninh@tghawaii.com

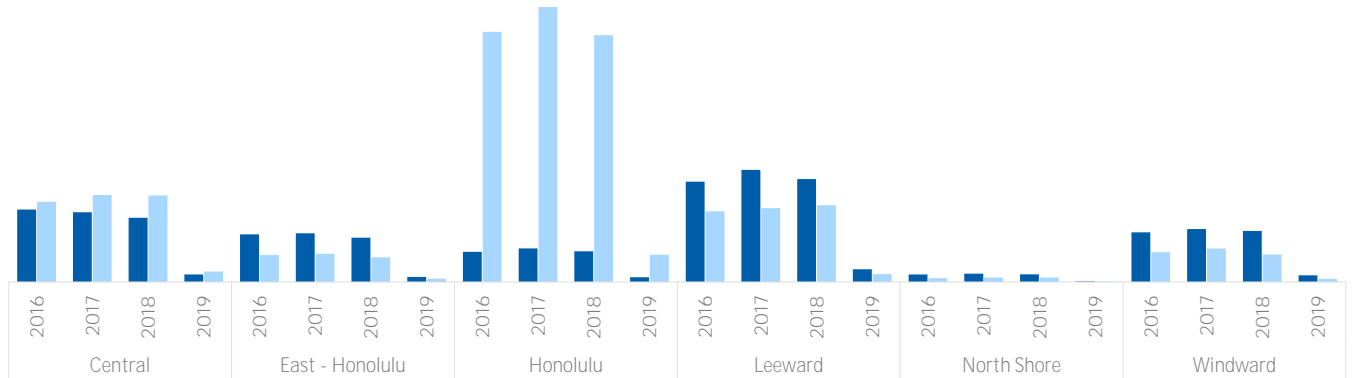


TITLE GUARANTY

TITLE & ESCROW SERVICES

REGIONAL SALES

SALES (#) COMPARISON (YEAR OVER YEAR)



	YEAR		TOTAL	
CENTRAL	2016	899	995	1,894
	2017	865	1,081	1,946
	2018	798	1,073	1,871
	2019	94	130	224
EAST - HONOLULU	2016	591	335	926
	2017	604	351	955
	2018	550	307	857
	2019	62	42	104
HONOLULU	2016	374	3,105	3,479
	2017	417	3,415	3,832
	2018	381	3,065	3,446
	2019	60	339	399

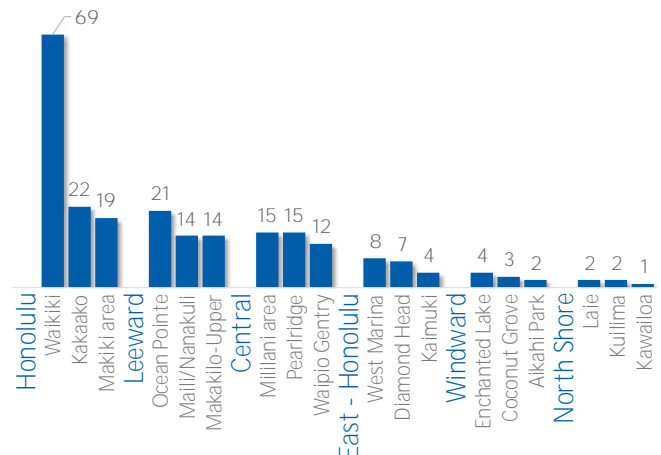
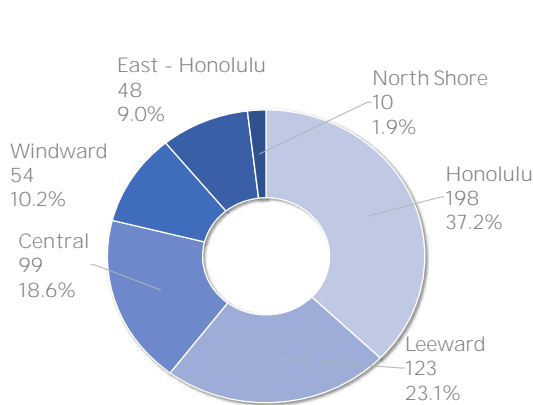
	YEAR		TOTAL	
LEEWARD	2016	1,245	878	2,123
	2017	1,392	917	2,309
	2018	1,278	952	2,230
	2019	158	99	257
NORTH SHORE	2016	94	48	142
	2017	103	56	159
	2018	95	56	151
	2019	8	6	14
WINDWARD	2016	617	369	986
	2017	658	415	1,073
	2018	634	343	977
	2019	83	38	121

* YTD Sales (#) vs. same period of previous years

Property Type



OF SALES BY REGION



* Excluding Vacant Land Sales

* Top 3 Neighborhoods Shown—Excluding Vacant Land Sales

RESIDENTIAL SALES REPORT

CENTRAL OAHU

FEBRUARY 2019

SALES BY REGION (CURRENT MONTH)

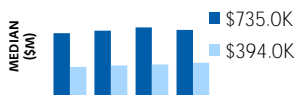
	SINGLE FAMILY HOMES			CONDOMINIUM		
	#	\$ AMT	MEDIAN	#	\$ AMT	MEDIAN
MILILANI AREA	3 ▼	\$2.3M ▼	\$740.0K ▼	12 ▼	\$4.5M ▼	\$390.0K ▲
PEARLRIDGE	--	--	--	15 ▲	\$6.1M ▲	\$435.0K ▲
WAIPIO GENTRY	4 -	\$2.7M -	\$644.8K -	8 ▲	\$2.8M ▲	\$365.0K ▲
MILILANI MAUKA	4 ▲	\$3.4M ▲	\$760.0K ▼	7 ▲	\$3.0M ▲	\$435.0K ▼
WAIPAHU-LOWER	4 ●	\$2.9M ▲	\$739.0K ▲	2 -	\$555.0K -	\$277.5K -
HALAWA	1 ●	\$830.0K ▲	\$830.0K ▲	4 ▲	\$1.7M ▲	\$472.0K ▲
WAILUNA	2 -	\$1.5M -	\$730.0K -	1 -	\$580.0K -	\$580.0K -
NAVY/FEDERAL	--	--	--	3 ●	\$845.0K ▼	\$300.0K ▼
WAIKELE	--	--	--	3 ▲	\$1.3M ▲	\$485.0K ▲
WAIHAWA HEIGHTS	3 ▼	\$2.4M ▼	\$575.0K ▼	--	--	--

▲/▼ Increase/Decrease vs. Last Year ●/— No Change or No Value vs. Last Year

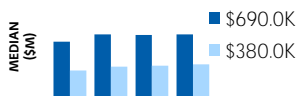
SALES COMPARISON (YEAR OVER YEAR & 2019 YTD SHOWN)

TOP 5 NEIGHBORHOODS BY # OF SALES (CURRENT MONTH)

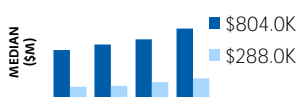
MILILANI AREA



WAIPIO GENTRY

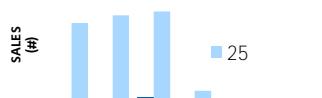


WAIPAHU-LOWER

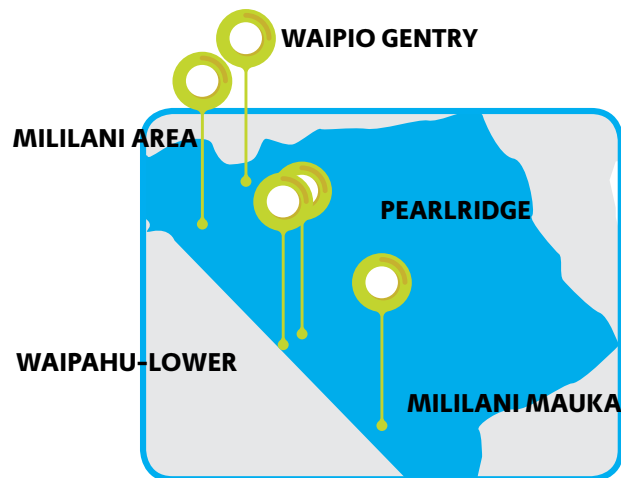
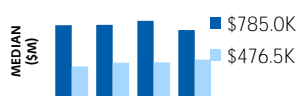
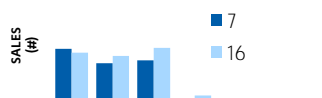


* Annual trend shown include 2015 to present; Top 5 Neighborhood Shown

PEARLRIDGE



MILILANI MAUKA



YEAR TO DATE STATISTICS (VS. SAME PERIOD LAST YEAR)

SINGLE FAMILY HOMES

OF SALES: 38 ▼ 20.8% MEDIAN SALES PRICE: \$750.0K ▲ 2.7%

TOTAL \$ OF SALES: \$30.0M ▼ 14.9%

CONDOMINIUM

OF SALES: 61 ▲ 7.0% MEDIAN SALES PRICE: \$390.0K ▲ 4.0%

TOTAL \$ OF SALES: \$23.5M ▲ 12.1%