

STATEWIDE HOUSING STATISTICS

AUGUST 2019

Compliments of Title Guaranty

SINGLE FAMILY HOMES

| # of Sales | August 2019 | August 2018 | % Change | Y-T-D 2019 | Y-T-D 2018 | % Change |
|--------------|-------------|-------------|--------------|--------------|--------------|--------------|
| Hawaii | 240 | 195 | ▲23.1% | 1,628 | 1,600 | ▲1.8% |
| Kauai | 55 | 53 | ▲3.8% | 399 | 418 | ▼4.5% |
| Maui | 98 | 109 | ▼10.1% | 722 | 800 | ▼9.8% |
| Oahu | 360 | 354 | ▲1.7% | 2,427 | 2,444 | ▼0.7% |
| Total | 753 | 711 | ▲5.9% | 5,176 | 5,262 | ▼1.6% |

| Median Sales Price | August 2019 | August 2018 | % Change | Y-T-D 2019 | Y-T-D 2018 | % Change |
|--------------------|-------------|-------------|----------|------------|------------|----------|
| Hawaii | \$400,000 | \$355,000 | ▲12.7% | \$380,000 | \$360,000 | ▲5.6% |
| Kauai | \$665,000 | \$695,000 | ▼4.3% | \$649,000 | \$700,004 | ▼7.3% |
| Maui | \$837,500 | \$700,000 | ▲19.6% | \$755,000 | \$700,000 | ▲7.9% |
| Oahu | \$790,000 | \$810,000 | ▼2.5% | \$785,000 | \$785,000 | - |

CONDOMINIUMS

| # of Sales | August 2019 | August 2018 | % Change | Y-T-D 2019 | Y-T-D 2018 | % Change |
|--------------|-------------|-------------|--------------|--------------|--------------|--------------|
| Hawaii | 76 | 80 | ▼5.0% | 596 | 576 | ▲3.5% |
| Kauai | 22 | 31 | ▼29.0% | 261 | 330 | ▼20.9% |
| Maui | 117 | 149 | ▼21.5% | 1,088 | 1,158 | ▼6.0% |
| Oahu | 512 | 521 | ▼1.7% | 3,608 | 3,856 | ▼6.4% |
| Total | 727 | 781 | ▼6.9% | 5,553 | 5,920 | ▼6.2% |

| Median Sales Price | August 2019 | August 2018 | % Change | Y-T-D 2019 | Y-T-D 2018 | % Change |
|--------------------|-------------|-------------|----------|------------|------------|----------|
| Hawaii | \$325,000 | \$330,000 | ▼1.5% | \$364,250 | \$360,000 | ▲1.2% |
| Kauai | \$538,750 | \$455,000 | ▲18.4% | \$560,000 | \$435,000 | ▲28.7% |
| Maui | \$496,950 | \$500,000 | ▼0.6% | \$515,000 | \$497,500 | ▲3.5% |
| Oahu | \$419,500 | \$427,000 | ▼1.8% | \$425,000 | \$425,000 | - |

Source: Respective Islands' board of REALTORS®

Statistics provided by Title Guaranty. Information deemed reliable but not guaranteed. All rights to these materials are reserved; no reproduction without prior written consent.



TITLE GUARANTY
SERVING HAWAI'I SINCE 1896

*Title and Escrow is our business.
Hawaii is our home.*

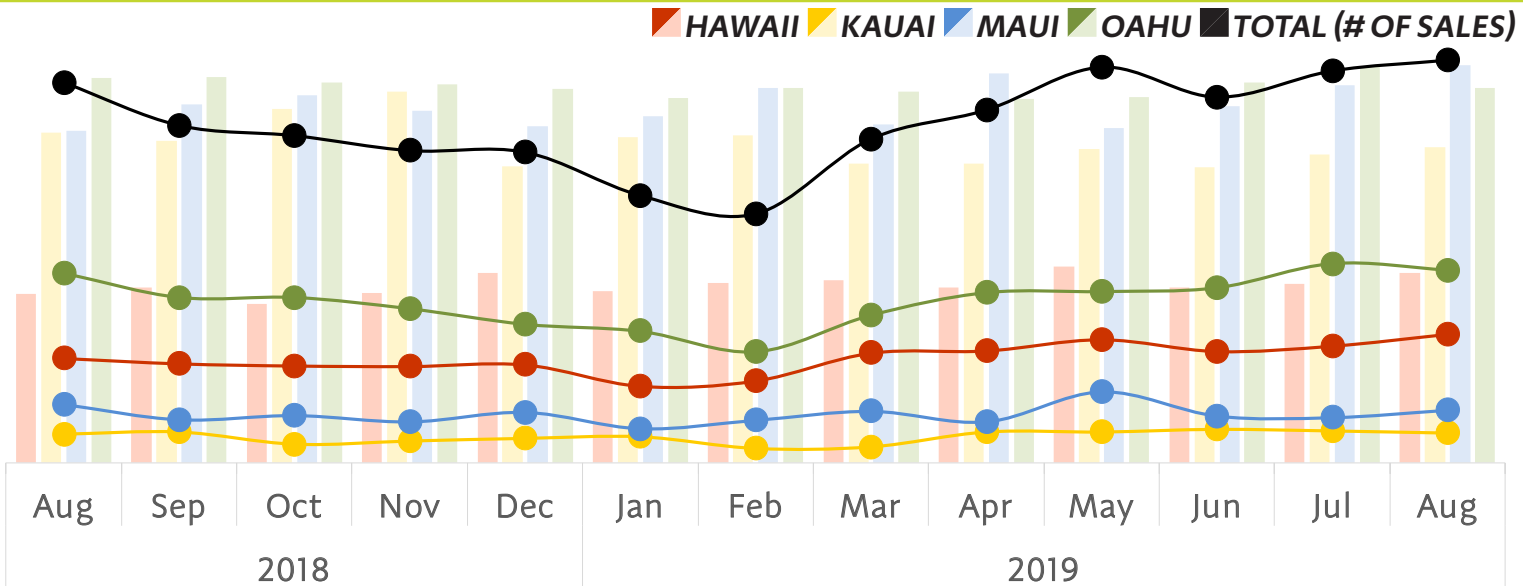
Call: (808) 521-0211 or Visit: TGHawaii.com

STATEWIDE HOUSING STATISTICS

AUGUST 2019

Compliments of Title Guaranty

SINGLE FAMILY HOMES



| # OF SALES MEDIAN SALES PRICE (\$) | Hawaii | Kauai | Maui | Oahu | Total (# of Sales) |
|--------------------------------------|--------|-------|------|------|--------------------|
|--------------------------------------|--------|-------|------|------|--------------------|

| 2018 | | | | | |
|------|----------------|---------------|----------------|----------------|-----|
| Aug | 195 \$355.0K | 53 \$695.0K | 109 \$700.0K | 354 \$810.0K | 711 |
| Sep | 185 \$368.0K | 57 \$677.0K | 80 \$754.2K | 309 \$812.5K | 631 |
| Oct | 181 \$335.0K | 34 \$745.0K | 88 \$774.2K | 309 \$800.0K | 612 |
| Nov | 180 \$358.0K | 40 \$782.5K | 76 \$740.4K | 288 \$797.0K | 584 |
| Dec | 183 \$399.0K | 45 \$625.0K | 94 \$708.8K | 259 \$788.0K | 581 |

| 2019 | | | | | |
|------|----------------|---------------|----------------|----------------|-----|
| Jan | 143 \$361.3K | 48 \$685.8K | 63 \$730.0K | 246 \$767.5K | 500 |
| Feb | 153 \$379.0K | 26 \$689.0K | 79 \$790.0K | 208 \$789.0K | 466 |
| Mar | 205 \$383.9K | 29 \$629.9K | 96 \$712.7K | 276 \$782.5K | 606 |
| Apr | 209 \$369.0K | 57 \$630.0K | 76 \$819.5K | 318 \$766.8K | 660 |
| May | 230 \$413.0K | 57 \$660.0K | 133 \$705.0K | 320 \$770.0K | 740 |
| Jun | 208 \$369.0K | 62 \$622.5K | 87 \$750.0K | 327 \$800.0K | 684 |
| Jul | 218 \$377.0K | 59 \$650.0K | 84 \$794.5K | 372 \$835.0K | 733 |
| Aug | 240 \$400.0K | 55 \$665.0K | 98 \$837.5K | 360 \$790.0K | 753 |

Source: Respective Islands' board of REALTORS®

Statistics provided by Title Guaranty. Information deemed reliable but not guaranteed. All rights to these materials are reserved; no reproduction without prior written consent.



TITLE GUARANTY
SERVING HAWAI'I SINCE 1896

*Title and Escrow is our business.
Hawaii is our home.*

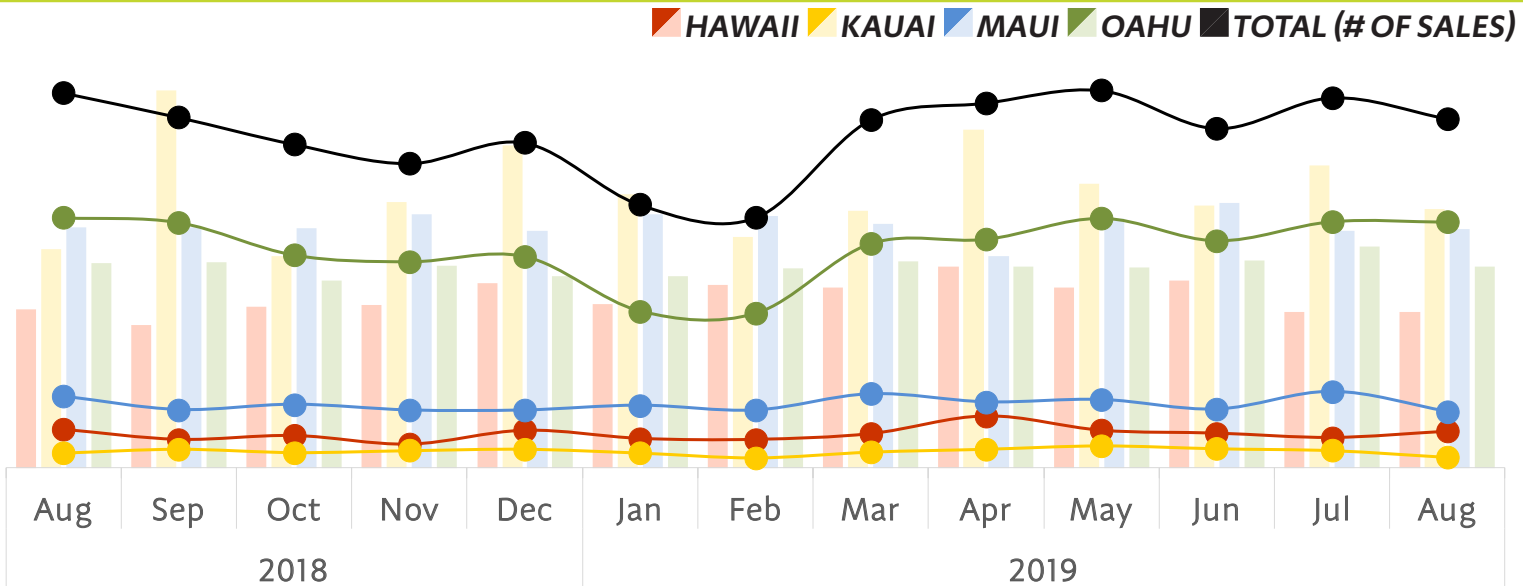
Call: (808) 521-0211 or Visit: TGHawaii.com

STATEWIDE HOUSING STATISTICS

AUGUST 2019

Compliments of Title Guaranty

CONDOMINIUMS



| # OF SALES MEDIAN SALES PRICE (\$) | Hawaii | Kauai | Maui | Oahu | Total (# of Sales) |
|--------------------------------------|--------|-------|------|------|--------------------|
|--------------------------------------|--------|-------|------|------|--------------------|

| 2018 | | | | | |
|------|---------------|---------------|----------------|----------------|-----|
| Aug | 80 \$330.0K | 31 \$455.0K | 149 \$500.0K | 521 \$427.0K | 781 |
| Sep | 59 \$297.5K | 39 \$785.0K | 121 \$501.0K | 511 \$428.0K | 730 |
| Oct | 67 \$335.0K | 32 \$440.0K | 132 \$499.0K | 443 \$390.0K | 674 |
| Nov | 49 \$339.0K | 36 \$552.5K | 120 \$528.7K | 429 \$420.0K | 634 |
| Dec | 78 \$384.0K | 39 \$671.7K | 120 \$493.5K | 440 \$398.5K | 677 |

| 2019 | | | | | |
|------|----------------|---------------|----------------|----------------|-----|
| Jan | 61 \$341.5K | 31 \$570.0K | 130 \$528.5K | 326 \$399.0K | 548 |
| Feb | 59 \$380.0K | 21 \$480.0K | 120 \$524.5K | 321 \$415.0K | 521 |
| Mar | 71 \$375.0K | 33 \$535.0K | 154 \$508.5K | 467 \$429.0K | 725 |
| Apr | 108 \$418.5K | 39 \$705.0K | 137 \$440.0K | 476 \$419.0K | 760 |
| May | 78 \$375.0K | 46 \$591.0K | 142 \$518.5K | 520 \$417.5K | 786 |
| Jun | 72 \$389.8K | 40 \$546.5K | 122 \$552.0K | 473 \$432.5K | 707 |
| Jul | 63 \$325.0K | 36 \$630.0K | 159 \$493.0K | 513 \$461.5K | 771 |
| Aug | 76 \$325.0K | 22 \$538.8K | 117 \$497.0K | 512 \$419.5K | 727 |

Source: Respective Islands' board of REALTORS®

Statistics provided by Title Guaranty. Information deemed reliable but not guaranteed. All rights to these materials are reserved; no reproduction without prior written consent.



TITLE GUARANTY
SERVING HAWAI'I SINCE 1896

*Title and Escrow is our business.
Hawaii is our home.*

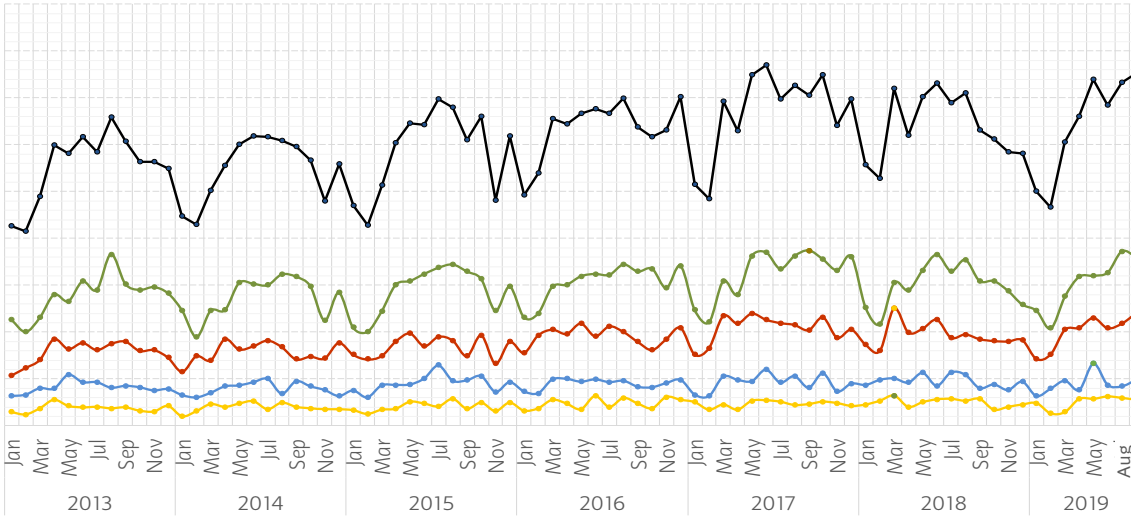
Call: (808) 521-0211 or Visit: TGHawaii.com

STATEWIDE HOUSING STATISTICS

AUGUST 2019

Compliments of Title Guaranty

SINGLE FAMILY HOMES



CURRENT MONTH
(VS LAST YEAR)

STATEWIDE ↓ 727

OAHU ↓ 512

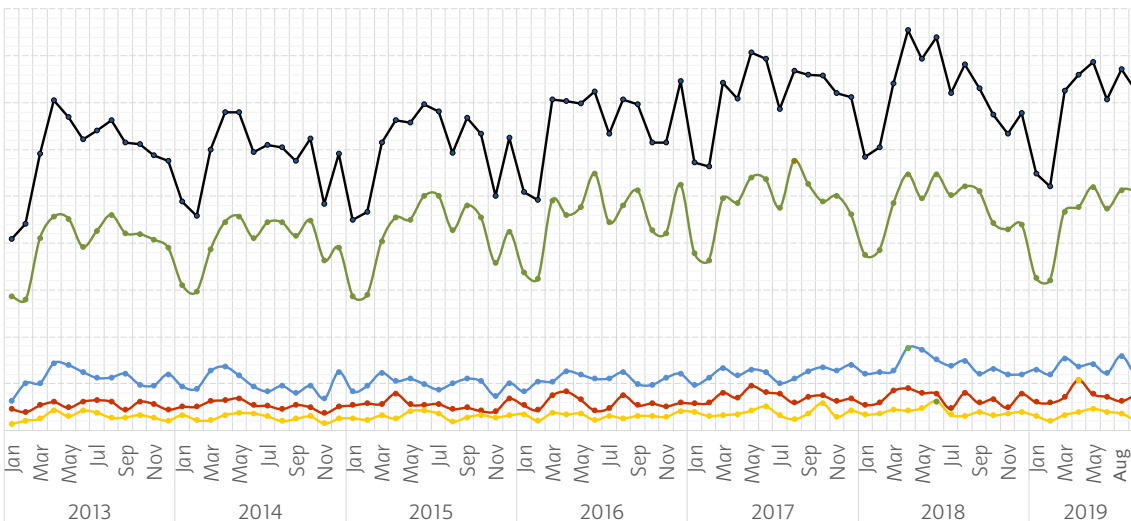
MAUI ↓ 117

HAWAII ↓ 76

KAUAI ↓ 22

● **HIGH**

CONDOMINIUMS



CURRENT MONTH
(VS LAST YEAR)

STATEWIDE ↑ 753

OAHU ↑ 360

HAWAII ↑ 240

MAUI ↓ 98

KAUAI ↑ 55

● **HIGH**

Source: Respective Islands' board of REALTORS®

Statistics provided by Title Guaranty. Information deemed reliable but not guaranteed. All rights to these materials are reserved; no reproduction without prior written consent.



TITLE GUARANTY
SERVING HAWAI'I SINCE 1896

*Title and Escrow is our business.
Hawaii is our home.*

Call: (808) 521-0211 or Visit: TGHawaii.com