



TITLE GUARANTY HAWAII

WINDWARD OAHU RESIDENTIAL SALES REPORT MAY 2026

ISLAND SALES

Single Family Condominium

AVERAGE LIST PRICE



\$1.3 M \$690.4 K

AVERAGE SOLD PRICE



\$1.3 M \$673.1 K

MAX SOLD PRICE



\$6.0 M \$8.0 M

% OF LIST PRICE RECEIVED



99.27% 97.50%

AVERAGE PRICE PER SQFT



\$691.33 \$675.03

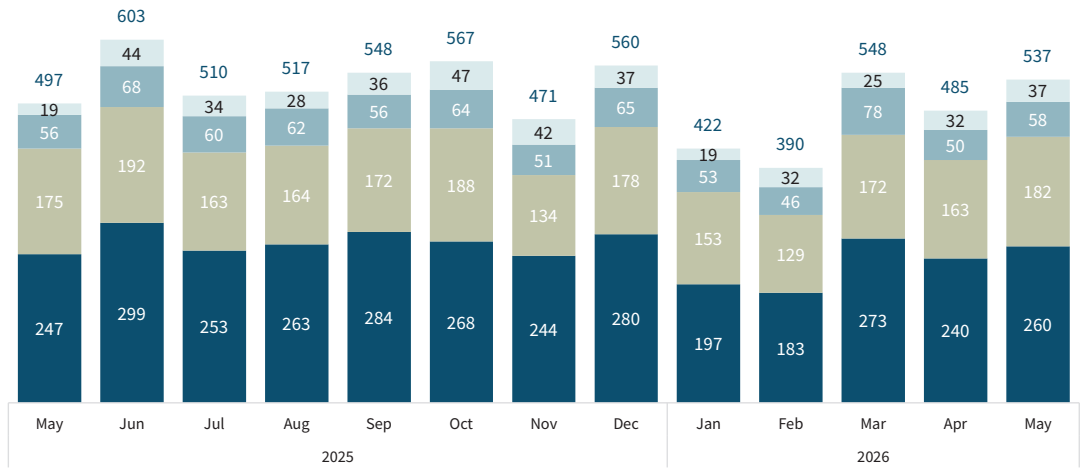
MEDIAN DOM



13 39

OAHU HAWAII MAUI KAUAI

SINGLE FAMILY HOMES



OF SALES

260

8.3% VS. LAST MONTH 5.3% VS. LAST YEAR

MEDIAN SALES PRICE

\$1,155,000

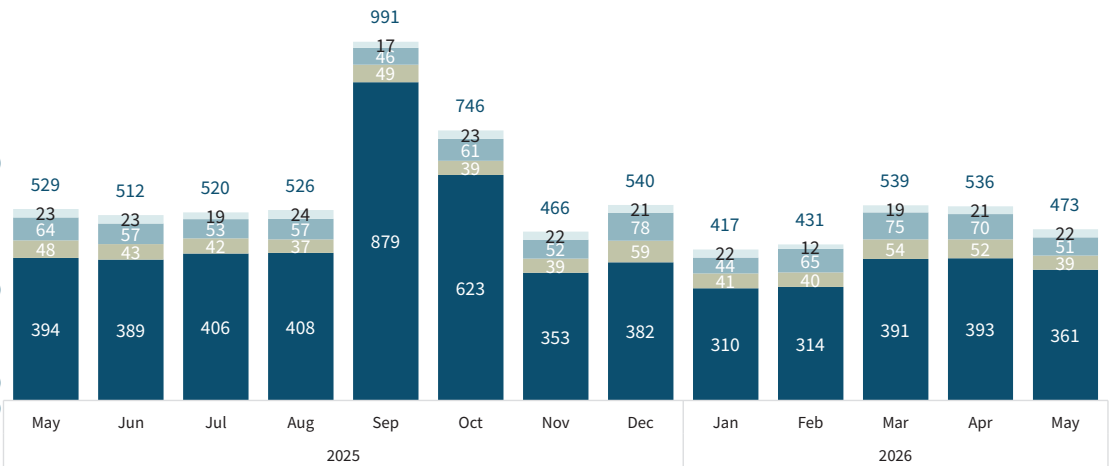
0.1% VS. LAST MONTH 1.3% VS. LAST YEAR

TOTAL \$ OF SALES

\$346,235,001

8.8% VS. LAST MONTH 1.0% VS. LAST YEAR

CONDOMINIUM



OF SALES

361

8.1% VS. LAST MONTH 8.4% VS. LAST YEAR

MEDIAN SALES PRICE

\$530,000

5.6% VS. LAST MONTH 4.5% VS. LAST YEAR

TOTAL \$ OF SALES

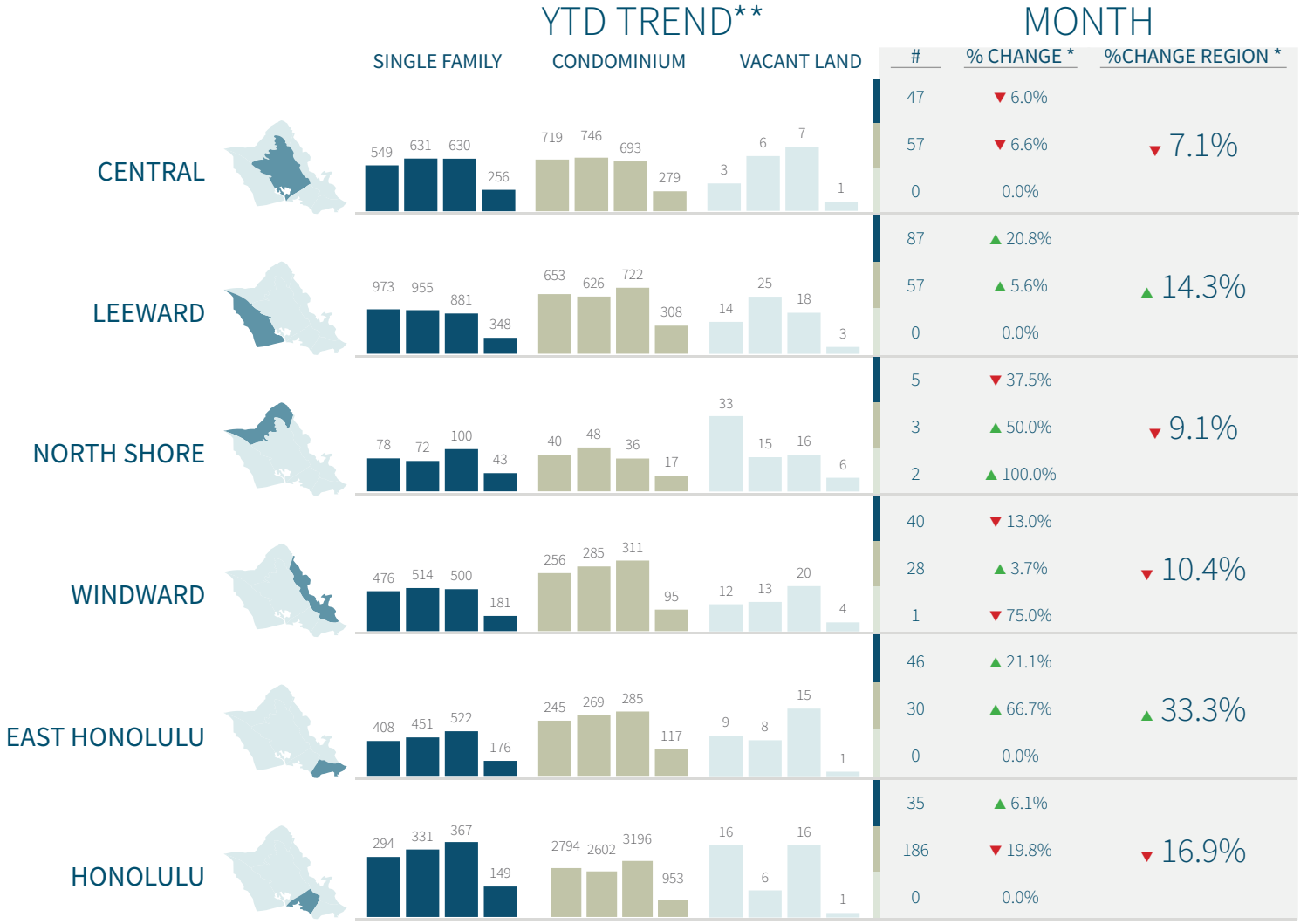
\$242,994,395

4.2% VS. LAST MONTH 2.3% VS. LAST YEAR

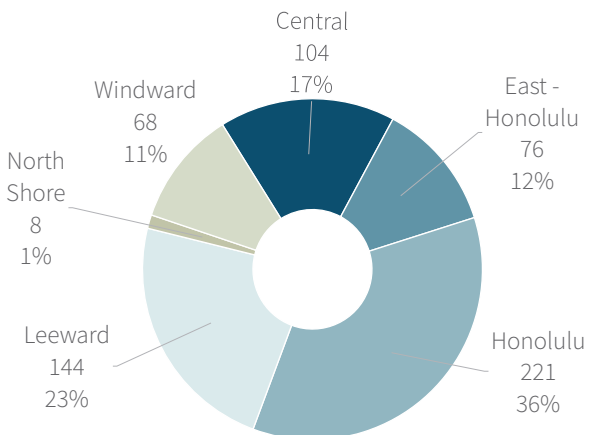
REGIONAL SALES WINDWARD OAHU

SALES COMPARISON

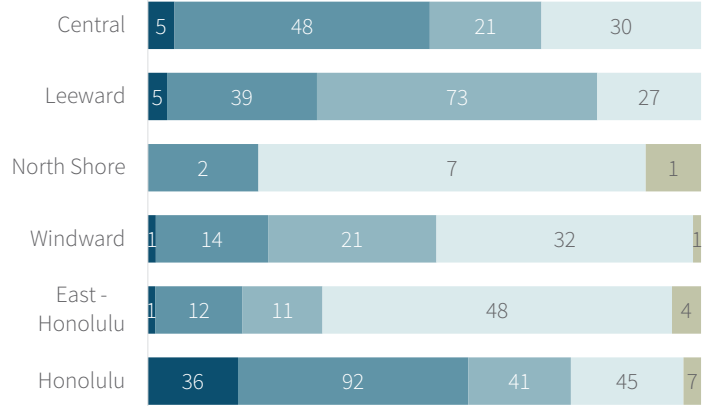
■ Single Family ■ Condominium ■ Vacant Land



SALES BY REGION



SALES BY PRICE RANGE



*excluding vacant land sales

■ < \$300K ■ \$300K - \$649K ■ \$650K - \$999K ■ \$1M - \$2.9M ■ \$3M+

NEIGHBORHOOD SALES WINDWARD OAHU

NEIGHBORHOOD COMPARISON

▲ Increase/Decrease vs. Last Year

● No Change or No Value vs. Last Year

	SINGLE FAMILY HOMES			CONDOMINIUM		
	#	\$ AMT	MEDIAN	#	\$ AMT	MEDIAN
ENCHANTED LAKE	7 ▲	\$13.1 M ▲	\$1.7 M ▲	--	--	--
WINDWARD ESTATES	--	--	--	7 ▲	\$3.3 M ▲	\$445.0 K ▼
TEMPLE VALLEY	--	--	--	5 ▲	\$3.2 M ▲	\$619.0 K -
PUNALUU	1 -	\$1.9 M ▼	\$1.9 M ▼	2 -	\$877.0 K ▲	\$438.5 K ▲
KOKOKAHI	3 -	\$4.7 M -	\$1.2 M -	--	--	--
KAAAWA	1 -	\$1.4 M ▲	\$1.4 M ▲	2 -	\$865.0 K ▼	\$432.5 K ▼
KAPUNA HALA	3 -	\$2.9 M -	\$905.0 K -	--	--	--
COCONUT GROVE	3 -	\$3.8 M ▼	\$1.3 M -	--	--	--
KAILUA TOWN	--	--	--	3 ▼	\$2.8 M ▼	\$925.0 K ▼
HALEKAUWILA	2 ▲	\$2.8 M ▲	\$1.4 M ▼	--	--	--

MONTHLY SALES HEAT MAP



TOP STREETS

	#
KAHUHIPA STREET	6
KAMEHAMEHA HIGHWAY	5
HUI IWA STREET	4
AKUILA PLACE	2
MOKULELE DRIVE	2
PAPALANI STREET	2
AOLOA PLACE	2
A KAMEHAMEHA HIGHWAY	1
ALIIKANE PLACE	1
AHUI NANI PLACE	1

TOP CONDO

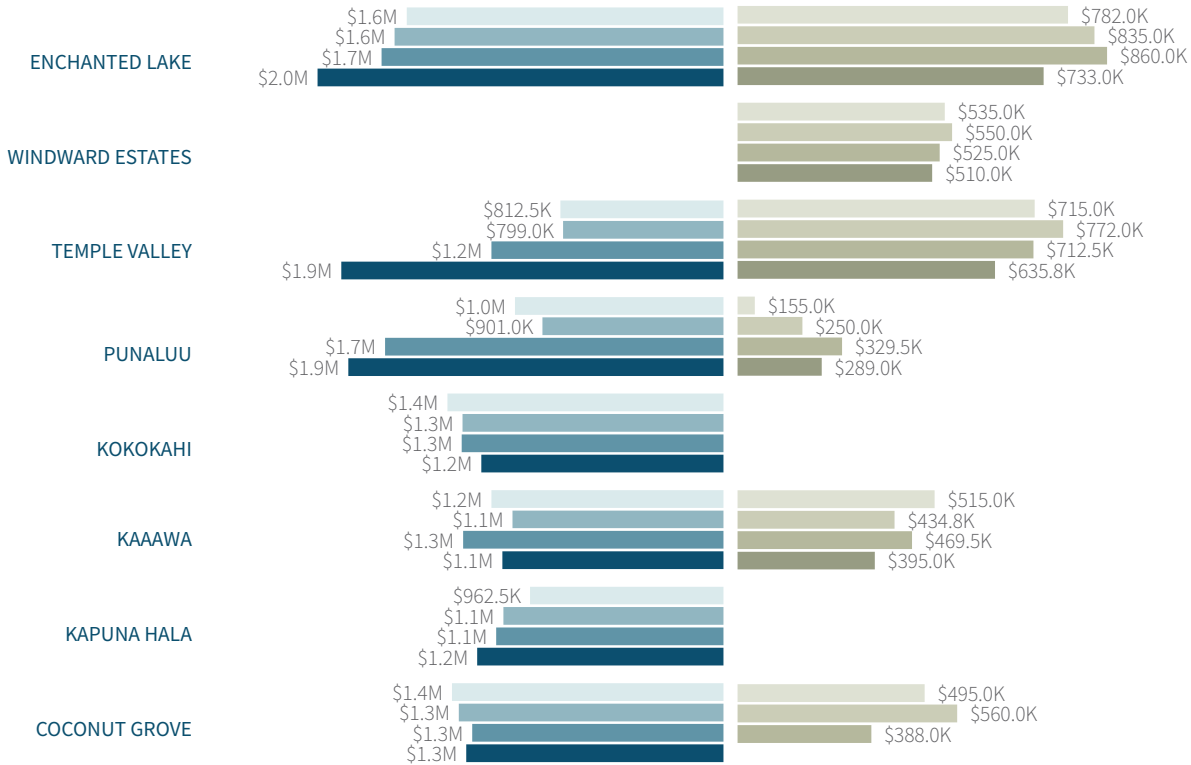
	#
MOUNTAIN VIEW TERRACE	2
MAKAUA VILLAGE	2
PATS AT PUNALUU	2
AHUIMANU GARDENS 1	2
BLUESTONE	1
AIKAHI GARDENS	1
CLUB VIEW GARDENS 2	1
HAIKU POINT 2	1
HAIKU VILLA	1
HAIKU HALE	1

YEAR TO DATE WINDWARD OAHU

SINGLE FAMILY MEDIAN

CONDOMINIUM MEDIAN

2023 2024 2025 2026



YEAR TO DATE STATISTICS



SINGLE FAMILY HOMES

OF SALES

181

⬇️ **5.7%** VS. LAST YEAR

MEDIAN SALES PRICE

\$1,380,000

⬆️ **0.2%** VS. LAST YEAR

TOTAL \$ OF SALES

\$328,820,772

⬇️ **0.6%** VS. LAST YEAR



CONDOMINIUM

OF SALES

95

⬇️ **24.6%** VS. LAST YEAR

MEDIAN SALES PRICE

\$675,000

⬆️ **1.9%** VS. LAST YEAR

TOTAL \$ OF SALES

\$66,268,500

⬇️ **23.1%** VS. LAST YEAR



VACANT LAND

OF SALES

4

⬇️ **63.6%** VS. LAST YEAR

MEDIAN SALES PRICE

\$880,000

⬇️ **12.0%** VS. LAST YEAR

TOTAL \$ OF SALES

\$3,927,000

⬇️ **65.3%** VS. LAST YEAR



PETER PAFFRATH

Account Manager

Metro Oahu

(808) 285-3257

peter.paffrath@tghawaii.com

TG

TITLE GUARANTY
HAWAII

www.tghawaii.com