



TITLE GUARANTY HAWAII

WINDWARD OAHU RESIDENTIAL SALES REPORT APRIL 2024

ISLAND SALES

Single Family Condominium

AVERAGE LIST PRICE



\$1.4 M \$632.7 K

AVERAGE SOLD PRICE



\$1.4 M \$616.1 K

MAX SOLD PRICE



\$15.9 M \$3.8 M

% OF LIST PRICE RECEIVED



97.61% 97.38%

AVERAGE PRICE PER SQFT



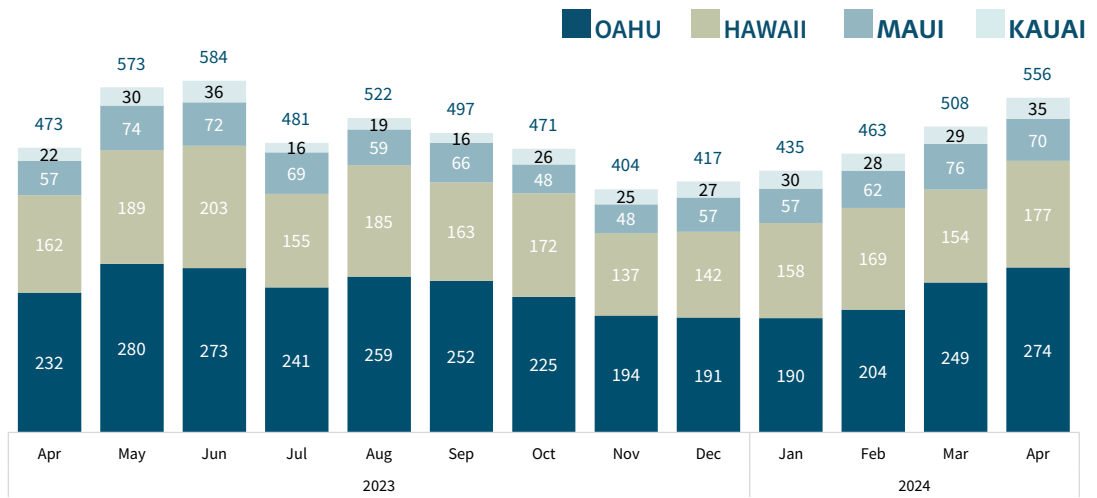
\$690.44 \$688.26

MEDIAN DOM



18 28

SINGLE FAMILY HOMES



OF SALES

274

10.0% VS. LAST MONTH 18.1% VS. LAST YEAR

MEDIAN SALES PRICE

\$1,080,000

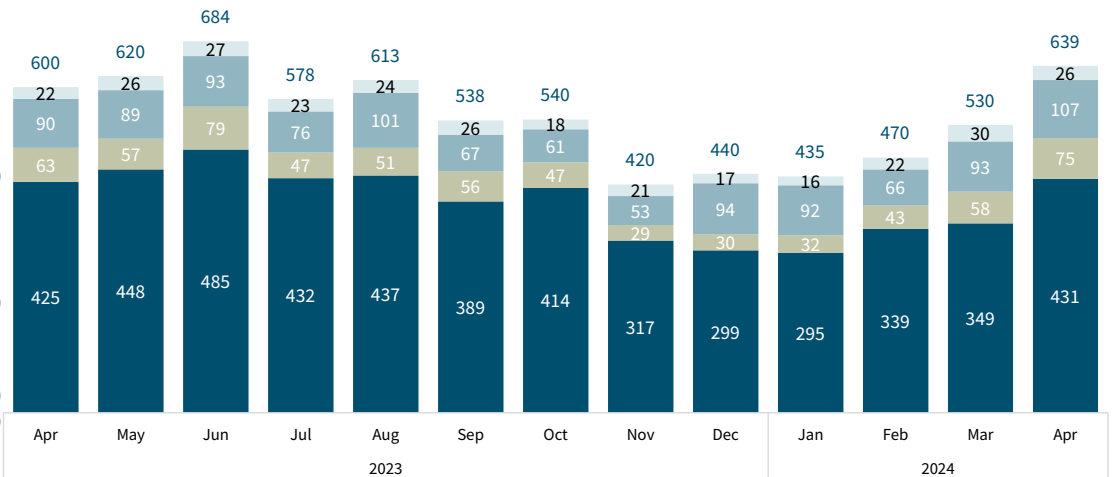
0.0% VS. LAST MONTH 10.2% VS. LAST YEAR

TOTAL \$ OF SALES

\$382,188,788

12.7% VS. LAST MONTH 37.4% VS. LAST YEAR

CONDOMINIUM



OF SALES

431

23.5% VS. LAST MONTH 1.4% VS. LAST YEAR

MEDIAN SALES PRICE

\$528,000

5.6% VS. LAST MONTH 5.8% VS. LAST YEAR

TOTAL \$ OF SALES

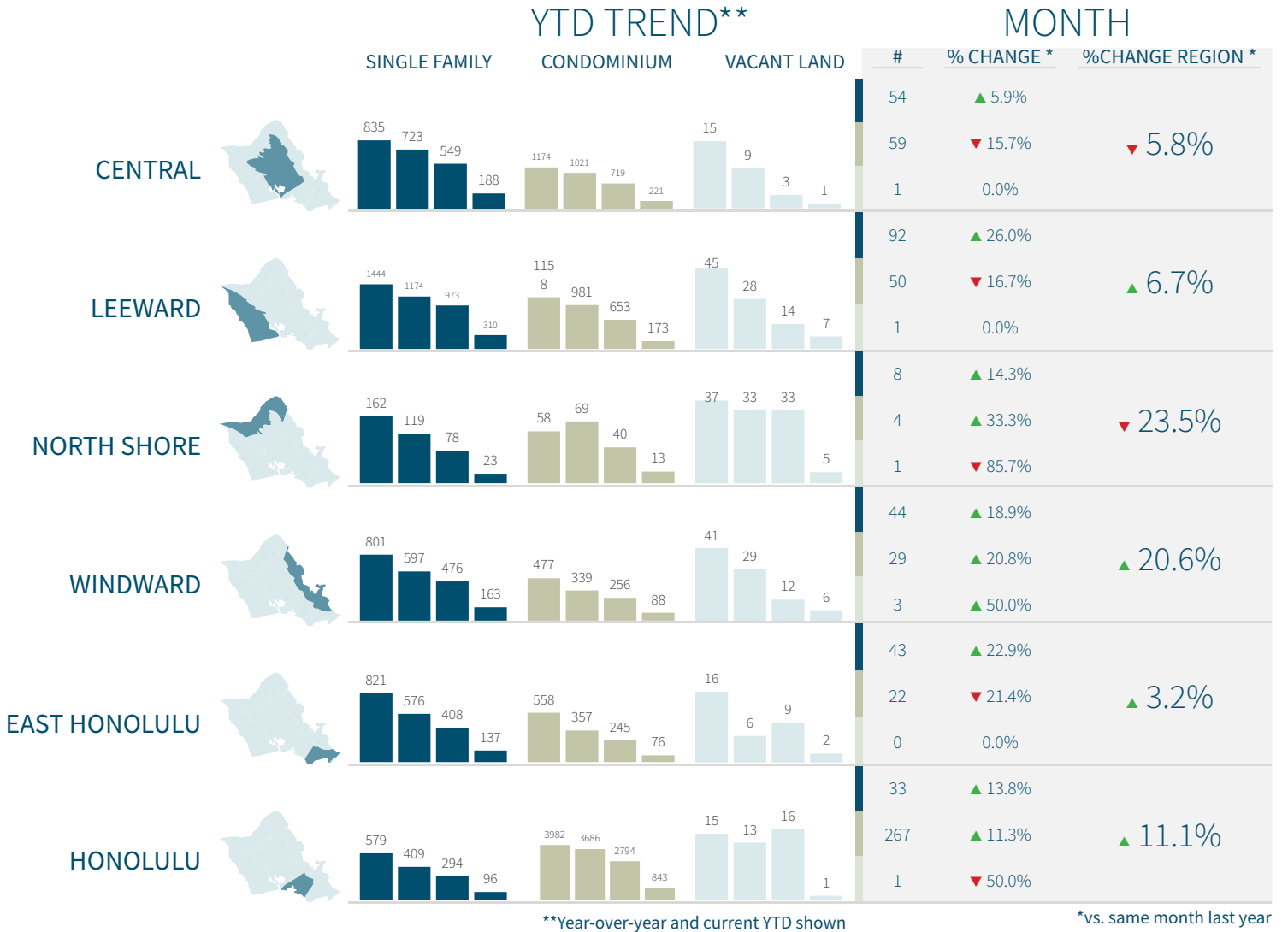
\$265,552,496

32.1% VS. LAST MONTH 4.0% VS. LAST YEAR

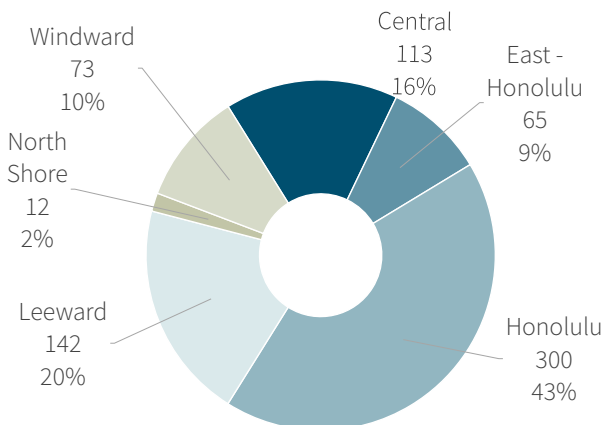
REGIONAL SALES WINDWARD OAHU

SALES COMPARISON

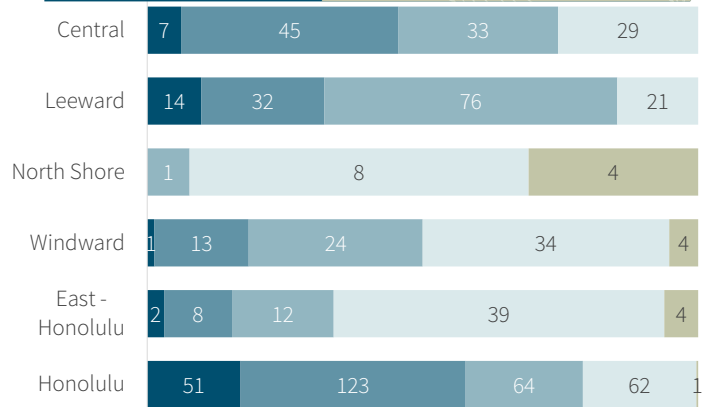
■ Single Family ■ Condominium ■ Vacant Land



SALES BY REGION



SALES BY PRICE RANGE



*excluding vacant land sales

■ < \$300K ■ \$300K - \$649K ■ \$650K - \$999K ■ \$1M - \$2.9M ■ \$3M+

NEIGHBORHOOD SALES

WINDWARD OAHU

NEIGHBORHOOD COMPARISON

▲ Increase/Decrease vs. Last Year

● No Change or No Value vs. Last Year

	SINGLE FAMILY HOMES			CONDOMINIUM		
	#	\$ AMT	MEDIAN	#	\$ AMT	MEDIAN
WINDWARD ESTATES	--	--	--	9 ▲	\$4.8 M ▲	\$499.9 K ▼
KAILUA TOWN	--	--	--	7 ▲	\$5.5 M ▲	\$775.0 K ▲
BEACHSIDE	4 -	\$31.6 M -	\$6.5 M -	--	--	--
LANIKAI	4 -	\$9.5 M -	\$2.2 M -	--	--	--
KANEOHE TOWN	4 -	\$4.8 M -	\$1.1 M -	--	--	--
KAALAEA	3 -	\$3.8 M ▲	\$1.4 M ▲	--	--	--
HAUULA	2 -	\$1.6 M -	\$787.3 K -	--	--	--
ENCHANTED LAKE	2 ▼	\$3.0 M ▼	\$1.5 M ▼	1 -	\$885.0 K ▲	\$885.0 K ▲
KAAAWA	1 -	\$890.0 K ▼	\$890.0 K ▼	2 -	\$1.1 M -	\$550.5 K -
KOOLAUPOKO	3 -	\$6.2 M ▲	\$2.2 M ▲	--	--	--

MONTHLY SALES HEAT MAP



TOP STREETS	#
KAMEHAMEHA HIGHWAY	6
KAHUHIPA STREET	6
AOLOA PLACE	3
EMEPELA WAY	3
WILLIAM HENRY ROAD	2
WAILELE ROAD	2
MALUNIU AVENUE	2
AOLOA STREET	2
AIKAHI LOOP	1
AALAPAPA PLACE	1

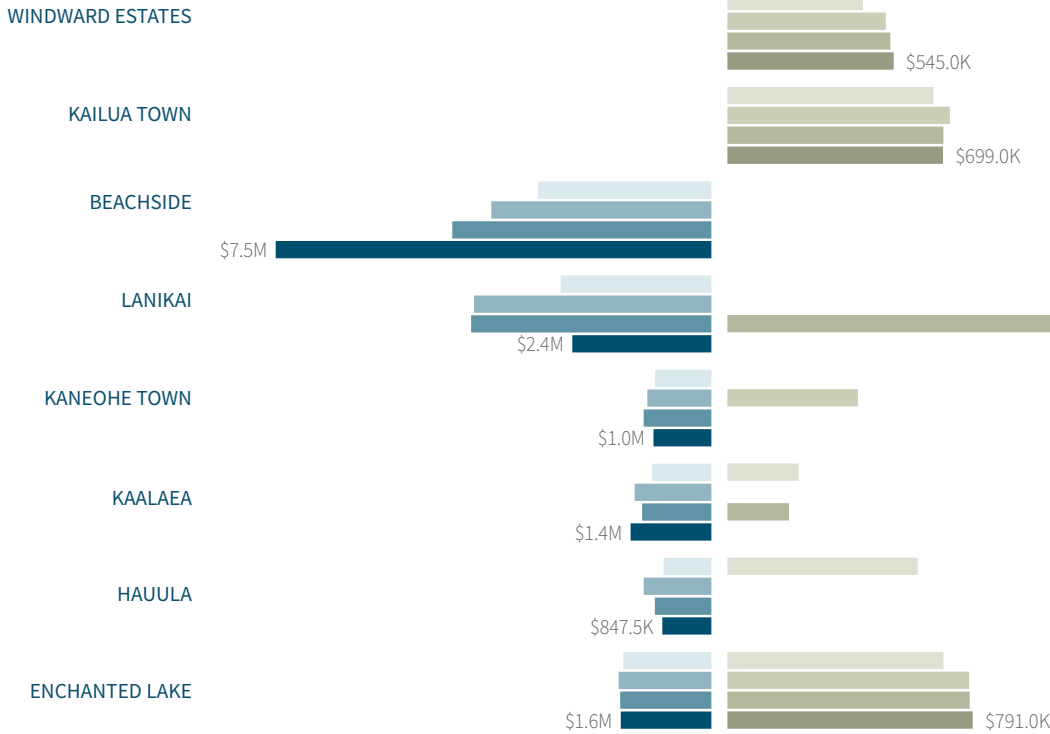
TOP CONDO	#
HAIKU POINT 2	3
MAKANI KAI MARINA	2
NANI KOOLAU	2
MAKAUA VILLAGE	2
HAIKU HALE	2
PATS AT PUNALUU	2
WINDWARD HARBOUR	2
GARDENIA MANOR	1
CLUB VIEW GARDENS 2	1
KUKILAKILA	1

YEAR TO DATE WINDWARD OAHU

SINGLE FAMILY MEDIAN

CONDOMINIUM MEDIAN

2021 2022 2023 2024



YEAR TO DATE STATISTICS



SINGLE FAMILY HOMES

OF SALES

163

↑ 20.7% VS. LAST YEAR

MEDIAN SALES PRICE

\$1,450,000

↑ 7.4% VS. LAST YEAR

TOTAL \$ OF SALES

\$296,511,309

↑ 39.0% VS. LAST YEAR



CONDOMINIUM

OF SALES

88

↑ 2.3% VS. LAST YEAR

MEDIAN SALES PRICE

\$697,000

↑ 0.6% VS. LAST YEAR

TOTAL \$ OF SALES

\$62,847,287

↑ 3.5% VS. LAST YEAR



VACANT LAND

OF SALES

6

↑ 50.0% VS. LAST YEAR

MEDIAN SALES PRICE

\$695,000

↑ 58.9% VS. LAST YEAR

TOTAL \$ OF SALES

\$8,954,999

↑ 355.3% VS. LAST YEAR



PETER PAFFRATH

Account Manager

Metro Oahu

(808) 285-3257

peter.paffrath@tghawaii.com

TG

TITLE GUARANTY
HAWAII

www.tghawaii.com