



TITLE GUARANTY HAWAII

WINDWARD OAHU RESIDENTIAL SALES REPORT MARCH 2026

ISLAND SALES

Single Family Condominium

AVERAGE LIST PRICE



\$1.5 M \$606.4 K

AVERAGE SOLD PRICE



\$1.4 M \$591.2 K

MAX SOLD PRICE



\$10.0 M \$3.0 M

% OF LIST PRICE RECEIVED



96.39% 97.49%

AVERAGE PRICE PER SQFT



\$690.85 \$657.67

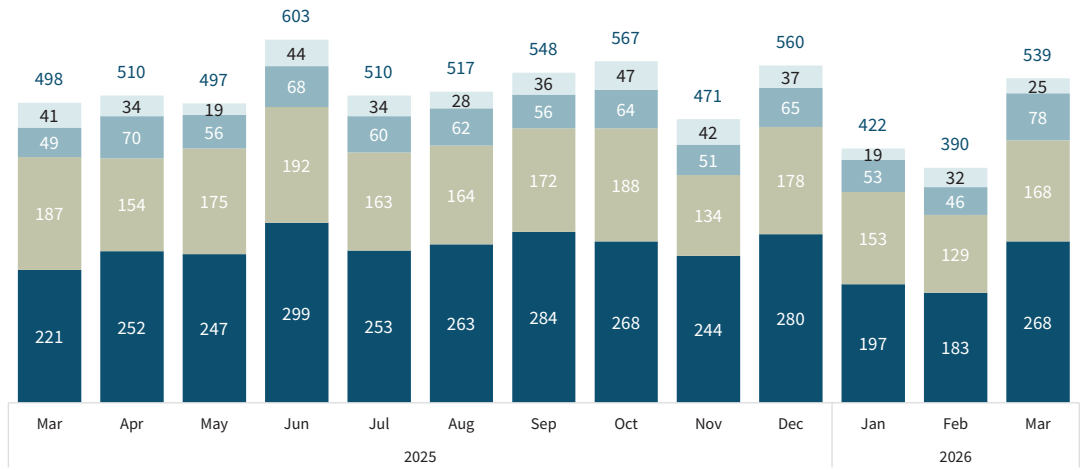
MEDIAN DOM



20 42

OAHU HAWAII MAUI KAUAI

SINGLE FAMILY HOMES



OF SALES

268

46.4% VS. LAST MONTH 21.3% VS. LAST YEAR

MEDIAN SALES PRICE

\$1,199,500

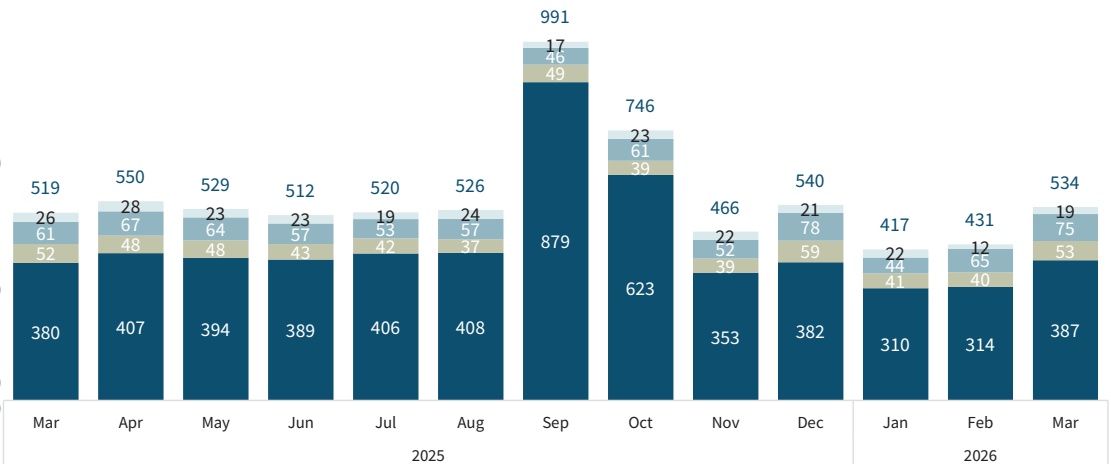
0.0% VS. LAST MONTH 4.3% VS. LAST YEAR

TOTAL \$ OF SALES

\$388,306,010

49.2% VS. LAST MONTH 1.5% VS. LAST YEAR

CONDOMINIUM



OF SALES

387

23.2% VS. LAST MONTH 1.8% VS. LAST YEAR

MEDIAN SALES PRICE

\$525,000

2.9% VS. LAST MONTH 4.0% VS. LAST YEAR

TOTAL \$ OF SALES

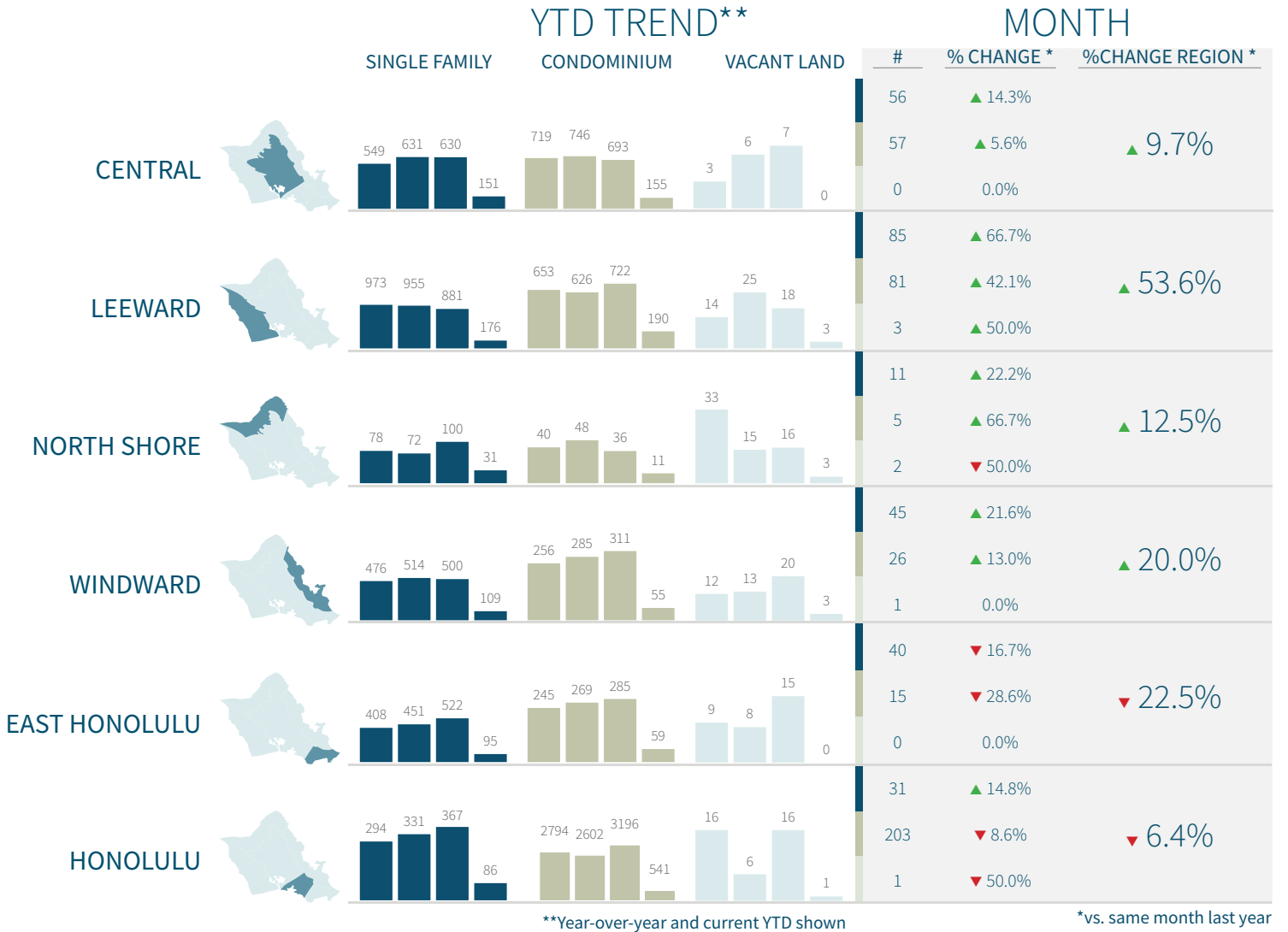
\$228,811,155

10.4% VS. LAST MONTH 1.7% VS. LAST YEAR

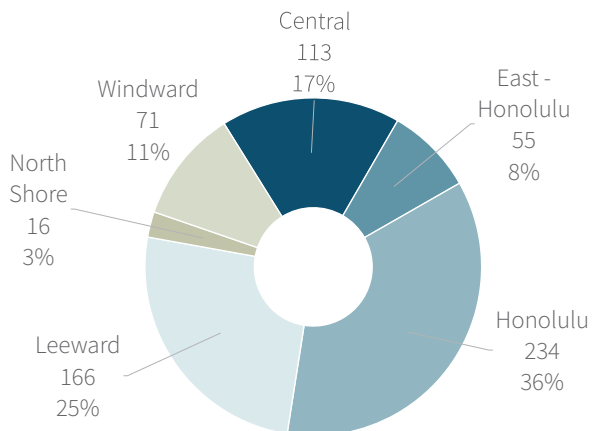
REGIONAL SALES WINDWARD OAHU

SALES COMPARISON

■ Single Family ■ Condominium ■ Vacant Land

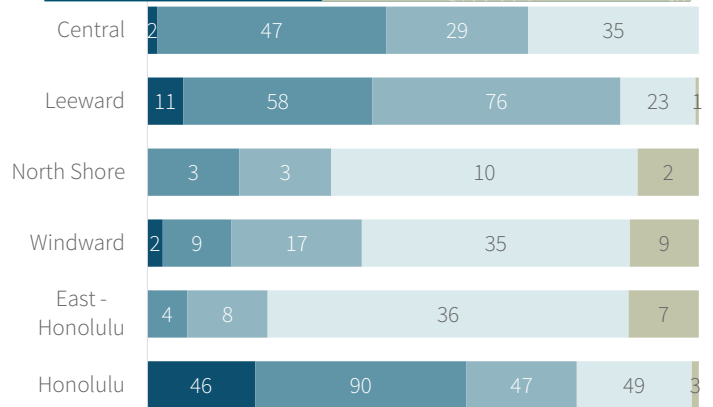


SALES BY REGION



*excluding vacant land sales

SALES BY PRICE RANGE



■ < \$300K ■ \$300K - \$649K ■ \$650K - \$999K ■ \$1M - \$2.9M ■ \$3M+

NEIGHBORHOOD SALES WINDWARD OAHU

NEIGHBORHOOD COMPARISON

▲ Increase/Decrease vs. Last Year

● No Change or No Value vs. Last Year

	SINGLE FAMILY HOMES			CONDOMINIUM		
	#	\$ AMT	MEDIAN	#	\$ AMT	MEDIAN
KEOLU HILLS	6 ▲	\$8.9 M ▲	\$1.6 M ▲	--	--	--
KAILUA TOWN	--	--	--	6 ▼	\$4.7 M ▼	\$725.0 K ▲
LANIKAI	5 ▲	\$21.0 M ▲	\$4.0 M ▲	--	--	--
WINDWARD ESTATES	--	--	--	5 ▲	\$2.6 M ▲	\$521.0 K ▼
COCONUT GROVE	5 ▲	\$6.8 M ▲	\$1.3 M ▲	--	--	--
BEACHSIDE	4 ▲	\$23.3 M ▲	\$5.0 M ▼	--	--	--
TEMPLE VALLEY	1 -	\$1.9 M -	\$1.9 M -	2 -	\$1.3 M ▼	\$662.5 K ▼
COUNTRY CLUB	--	--	--	3 ▲	\$2.4 M ▲	\$800.0 K ▼
PUNALUU	--	--	--	3 ▲	\$760.0 K ▲	\$215.0 K ▲
HAIKU PLANTATION	1 -	\$2.6 M -	\$2.6 M -	1 -	\$750.0 K -	\$750.0 K -

MONTHLY SALES HEAT MAP



TOP STREETS	#
KAMEHAMEHA HIGHWAY	5
KAHUHIPA STREET	4
AOLOA PLACE	3
WHITE SANDS PLACE	2
KIOWAI STREET	2
AALAPAPA DRIVE	2
IUIU STREET	2
AOLOA STREET	2
AHUI NANI PLACE	1
A KIPUKA PLACE	1

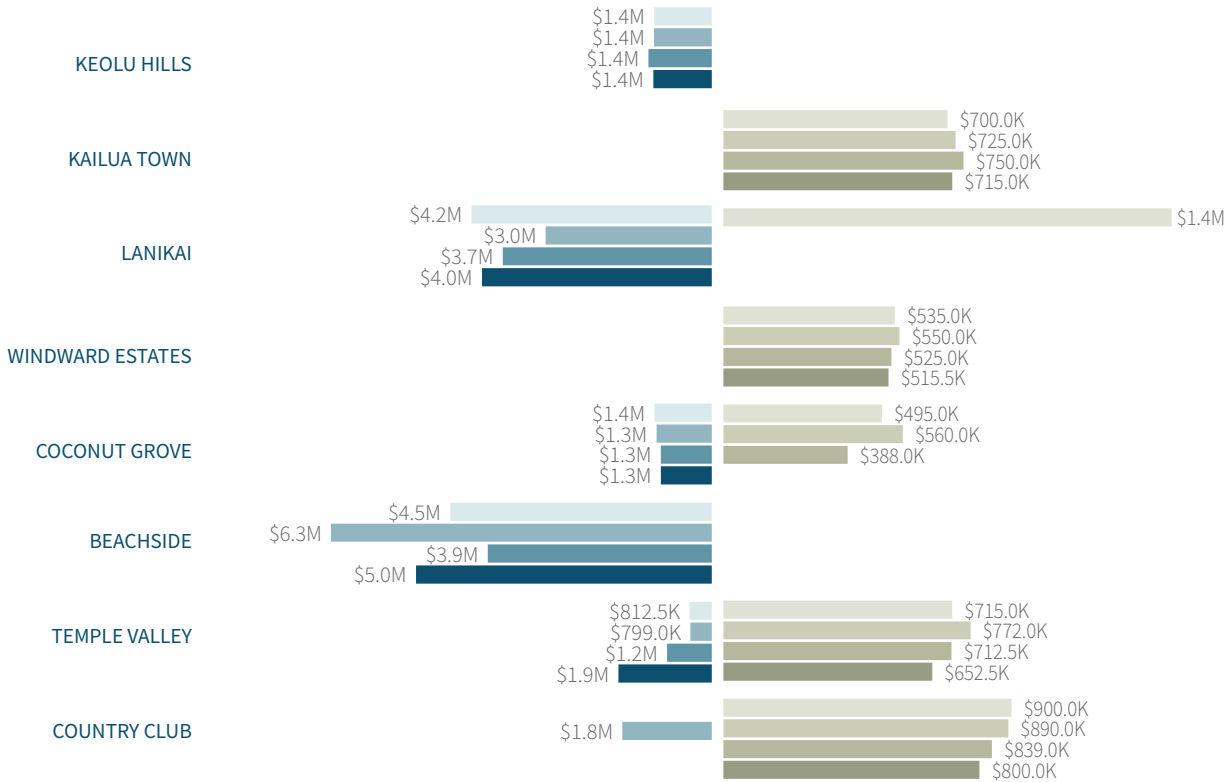
TOP CONDO	#
PUU ALII 2-2	2
YACHT CLUB TERRACE	2
WINDWARD ACRES	2
HOKULANI IN KAILUA	2
POINCIANA MANOR	2
HANOHANO HALE	2
EDEN AT HAIKU WOODS A	1
CLUB VIEW GARDENS 2	1
HAIKU GARDENS	1
HAIKU HALE	1

YEAR TO DATE WINDWARD OAHU

SINGLE FAMILY MEDIAN

CONDOMINIUM MEDIAN

2023 2024 2025 2026



YEAR TO DATE STATISTICS



SINGLE FAMILY HOMES

OF SALES

109

↑ 3.8% VS. LAST YEAR

MEDIAN SALES PRICE

\$1,450,000

↑ 9.4% VS. LAST YEAR

TOTAL \$ OF SALES

\$208,101,923

↑ 14.9% VS. LAST YEAR



CONDOMINIUM

OF SALES

55

↓ 17.9% VS. LAST YEAR

MEDIAN SALES PRICE

\$675,000

↑ 0.7% VS. LAST YEAR

TOTAL \$ OF SALES

\$38,463,000

↓ 14.6% VS. LAST YEAR



VACANT LAND

OF SALES

3

↓ 40.0% VS. LAST YEAR

MEDIAN SALES PRICE

\$1,000,000

↓ 9.1% VS. LAST YEAR

TOTAL \$ OF SALES

\$3,167,000

↓ 41.9% VS. LAST YEAR



PETER PAFFRATH

Account Manager

Metro Oahu

(808) 285-3257

peter.paffrath@tghawaii.com

TG

TITLE GUARANTY
HAWAII

www.tghawaii.com