



TITLE GUARANTY HAWAII

WINDWARD OAHU RESIDENTIAL SALES REPORT MARCH 2024 ISLAND SALES

Single Family Condominium

AVERAGE LIST PRICE



\$1.4 M \$587.4 K

AVERAGE SOLD PRICE



\$1.4 M \$577.0 K

MAX SOLD PRICE



\$13.0 M \$3.0 M

% OF LIST PRICE RECEIVED



98.23% 98.23%

AVERAGE PRICE PER SQFT



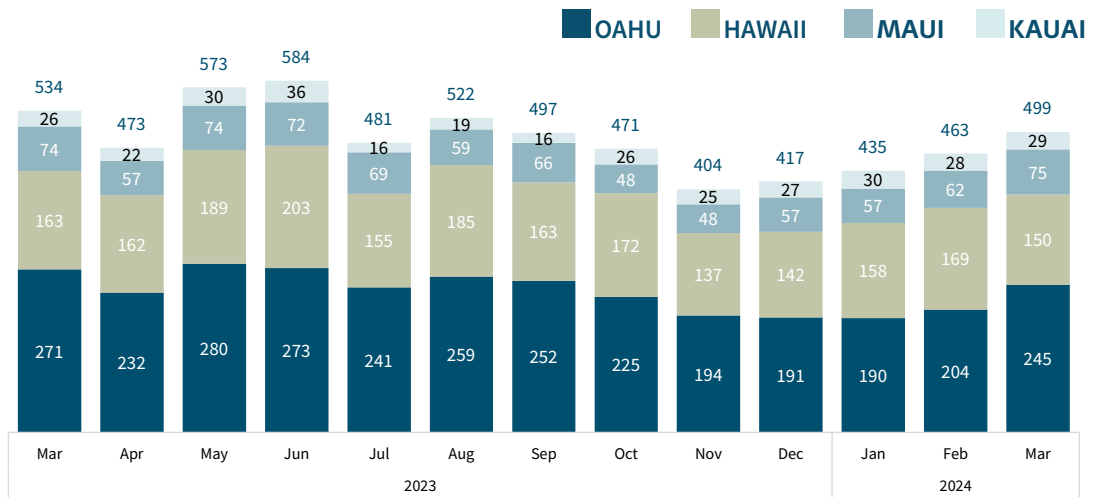
\$665.48 \$673.35

MEDIAN DOM



29 29

SINGLE FAMILY HOMES



# OF SALES

245

20.1% vs. last month, 9.6% vs. last year

MEDIAN SALES PRICE

\$1,070,000

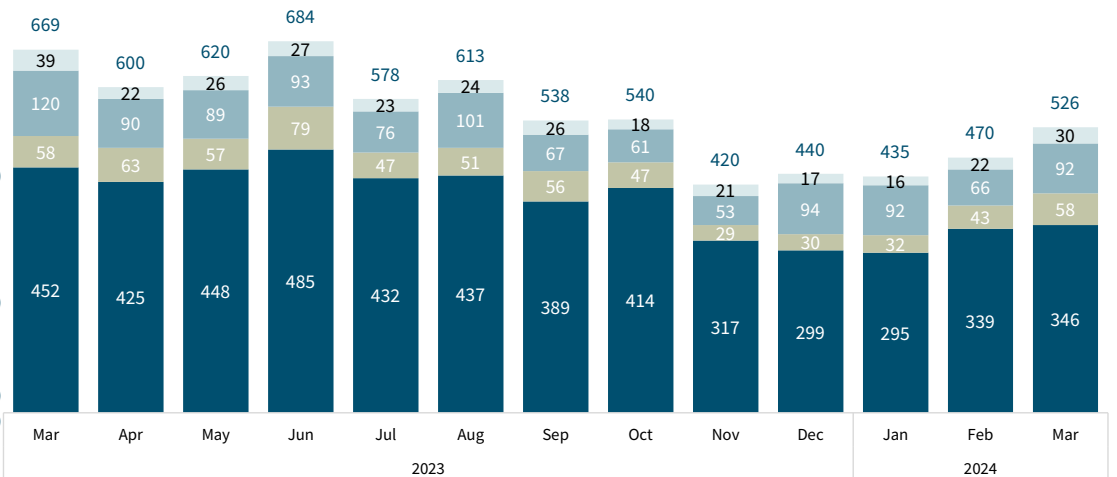
0.9% vs. last month, 1.9% vs. last year

TOTAL \$ OF SALES

\$333,347,440

18.0% vs. last month, 9.0% vs. last year

CONDOMINIUM



# OF SALES

346

2.1% vs. last month, 23.5% vs. last year

MEDIAN SALES PRICE

\$500,000

2.0% vs. last month, 6.1% vs. last year

TOTAL \$ OF SALES

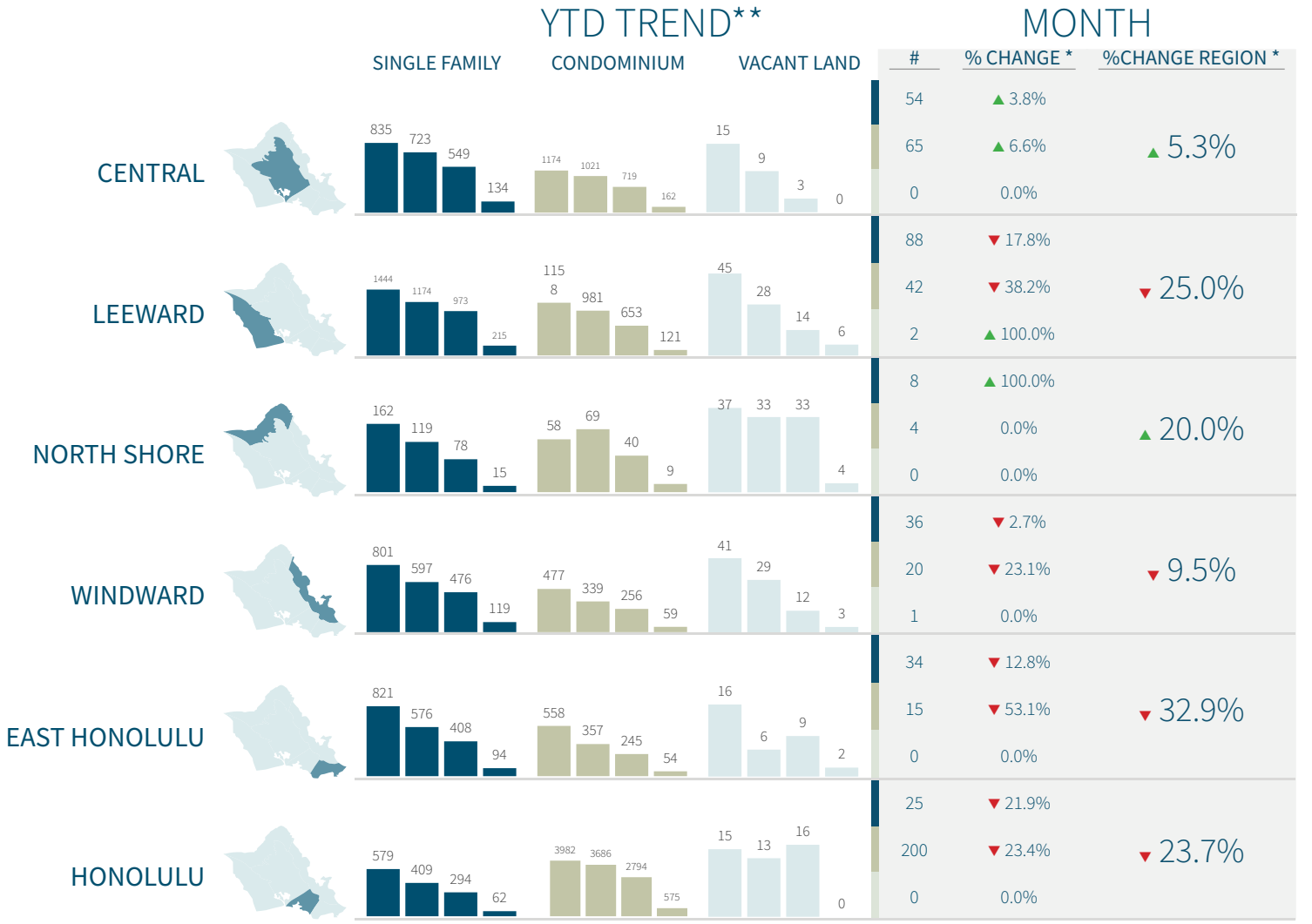
\$199,647,883

1.6% vs. last month, 31.4% vs. last year

# REGIONAL SALES WINDWARD OAHU

## SALES COMPARISON

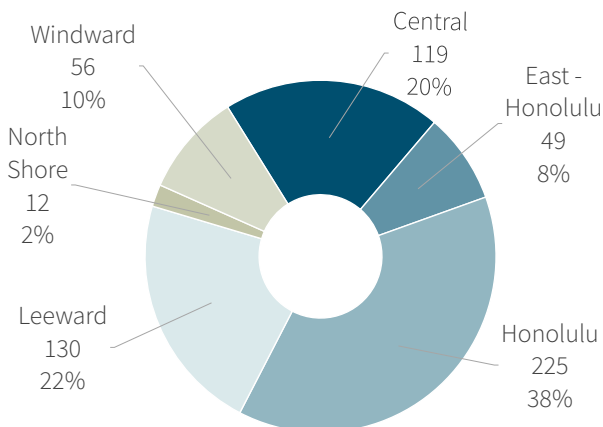
■ Single Family ■ Condominium ■ Vacant Land



\*\*Year-over-year and current YTD shown

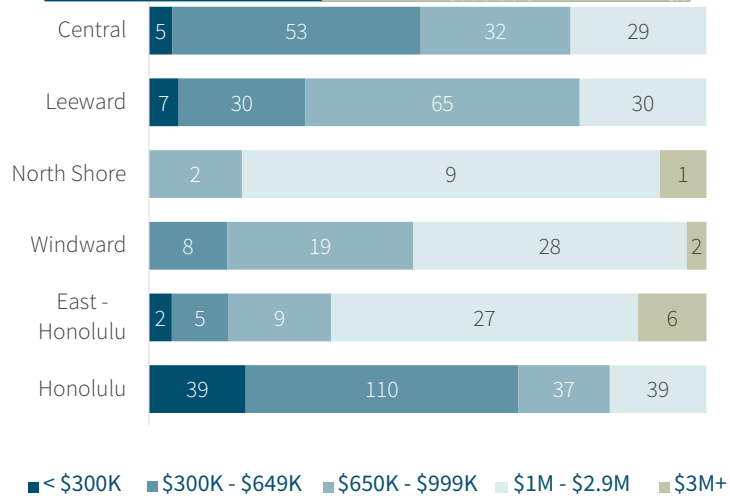
\*vs. same month last year

## SALES BY REGION



\*excluding vacant land sales

## SALES BY PRICE RANGE



■ < \$300K ■ \$300K - \$649K ■ \$650K - \$999K ■ \$1M - \$2.9M ■ \$3M+

# NEIGHBORHOOD SALES WINDWARD OAHU

## NEIGHBORHOOD COMPARISON

▲ Increase/Decrease vs. Last Year

● No Change or No Value vs. Last Year

	SINGLE FAMILY HOMES			CONDOMINIUM		
	#	\$ AMT	MEDIAN	#	\$ AMT	MEDIAN
KEOLU HILLS	5 ▲	\$7.6 M ▲	\$1.5 M ▼	--	--	--
TEMPLE VALLEY	--	--	--	5 ▲	\$3.7 M ▲	\$749.0 K ▲
KAILUA TOWN	--	--	--	5 ▼	\$3.6 M ▼	\$700.0 K ▲
LULANI OCEAN	2 -	\$4.0 M -	\$2.0 M -	--	--	--
HAUULA	3 ▲	\$3.4 M ▲	\$1.1 M ▼	--	--	--
PUUALII	--	--	--	3 ▲	\$1.7 M ▲	\$525.0 K ▼
COCONUT GROVE	3 ▼	\$4.3 M ▼	\$1.4 M ▲	--	--	--
KALAHEO HILLSIDE	3 -	\$5.2 M -	\$1.9 M -	--	--	--
HALEKAUWILA	2 -	\$3.0 M -	\$1.5 M -	--	--	--
ENCHANTED LAKE	1 ▼	\$2.2 M ▼	\$2.2 M ▲	1 -	\$790.0 K -	\$790.0 K -

## MONTHLY SALES HEAT MAP



TOP STREETS	#
HUI KELU STREET	3
ILIAINA STREET	3
AOLOA PLACE	3
ONIONI STREET	2
KAHUHIPA STREET	2
AOLOA STREET	2
ALIIKANE PLACE	1
AALAPAPA DRIVE	1
AKIPOHE STREET	1
AHUIMANU ROAD	1

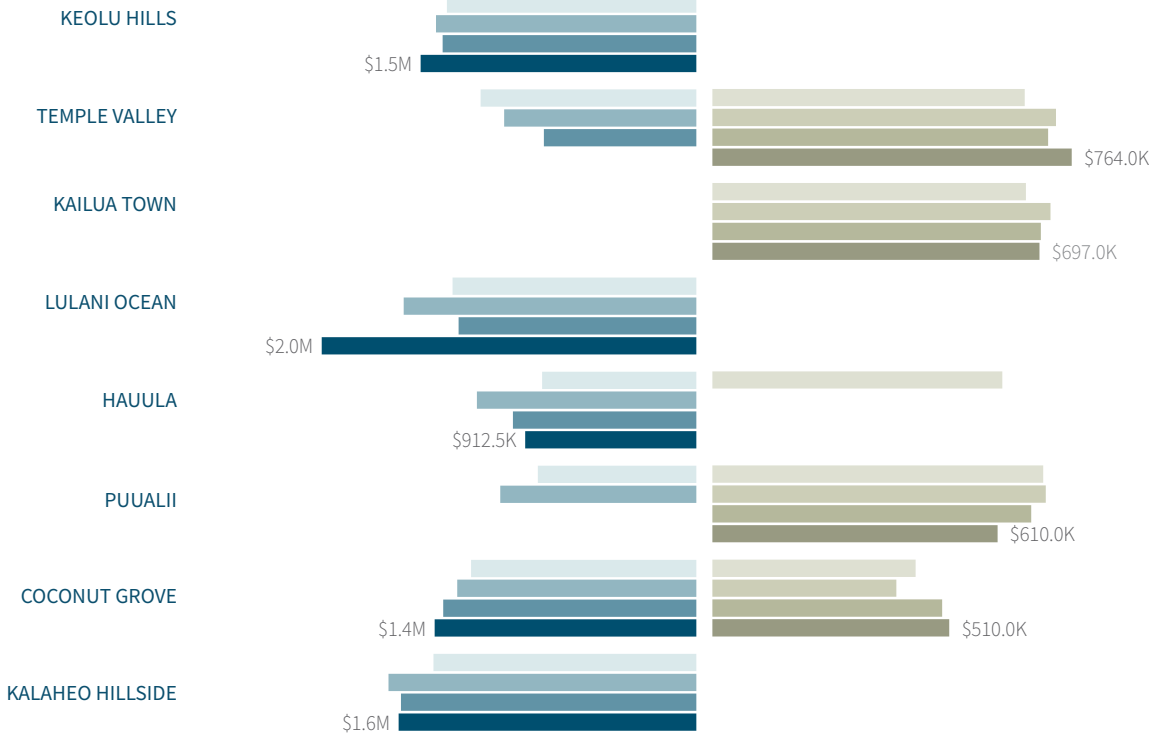
TOP CONDO	#
CLUB VIEW GARDENS 2	3
POINCIANA MANOR	2
HAIKU HALE	2
LILIPUNA	1
PATS AT PUNALUU	1
PARKWAY C2	1
GARDENIA MANOR	1
LAKEVIEW	1
AIKAHI GARDENS	1
HOKULOA C	1

# YEAR TO DATE WINDWARD OAHU

SINGLE FAMILY MEDIAN

CONDOMINIUM MEDIAN

2021 2022 2023 2024



## YEAR TO DATE STATISTICS



### SINGLE FAMILY HOMES

# OF SALES

**119**

↑ 21.4% VS. LAST YEAR

MEDIAN SALES PRICE

**\$1,410,000**

↑ 4.4% VS. LAST YEAR

TOTAL \$ OF SALES

**\$202,692,209**

↑ 29.5% VS. LAST YEAR



### CONDOMINIUM

# OF SALES

**59**

↓ 4.8% VS. LAST YEAR

MEDIAN SALES PRICE

**\$699,999**

↑ 0.7% VS. LAST YEAR

TOTAL \$ OF SALES

**\$42,405,399**

↓ 4.0% VS. LAST YEAR



### VACANT LAND

# OF SALES

**3**

↑ 50.0% VS. LAST YEAR

MEDIAN SALES PRICE

**\$999,999**

↑ 38.9% VS. LAST YEAR

TOTAL \$ OF SALES

**\$7,309,999**

↑ 407.6% VS. LAST YEAR



**PETER PAFFRATH**

Account Manager

Metro Oahu

(808) 285-3257

peter.paffrath@tghawaii.com

**TG**

TITLE GUARANTY  
HAWAII

www.tghawaii.com