



TITLE GUARANTY HAWAII

WEST OAHU RESIDENTIAL SALES REPORT MAY 2026

ISLAND SALES

Single Family Condominium

AVERAGE LIST PRICE



\$1.3 M \$690.4 K

AVERAGE SOLD PRICE



\$1.3 M \$673.1 K

MAX SOLD PRICE



\$6.0 M \$8.0 M

% OF LIST PRICE RECEIVED



99.27% 97.50%

AVERAGE PRICE PER SQFT



\$691.33 \$675.03

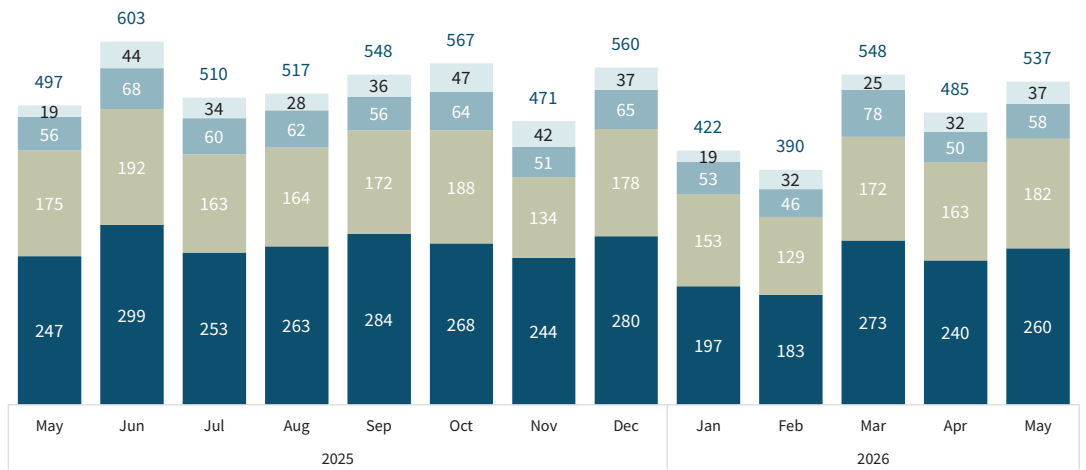
MEDIAN DOM



13 39

OAHU HAWAII MAUI KAUAI

SINGLE FAMILY HOMES



# OF SALES

260

8.3% VS. LAST MONTH 5.3% VS. LAST YEAR

MEDIAN SALES PRICE

\$1,155,000

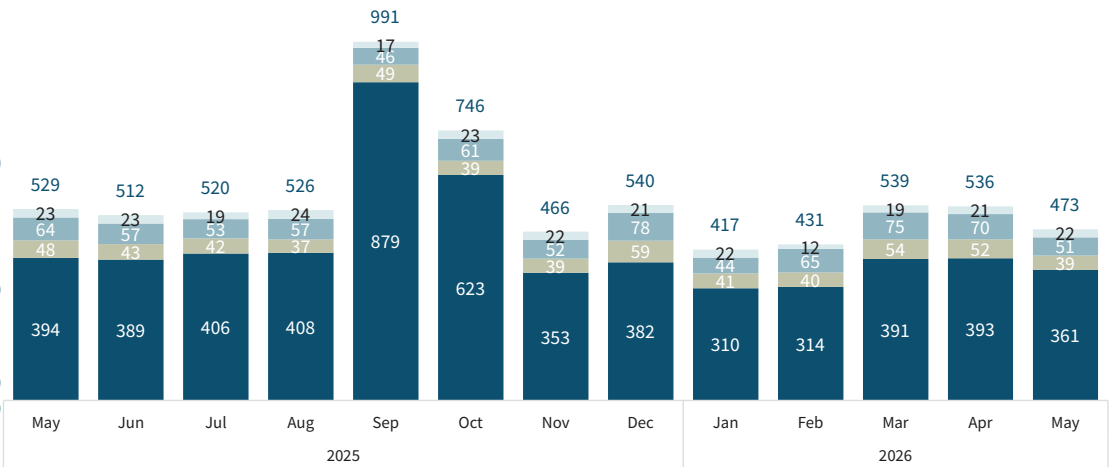
0.1% VS. LAST MONTH 1.3% VS. LAST YEAR

TOTAL \$ OF SALES

\$346,235,001

8.8% VS. LAST MONTH 1.0% VS. LAST YEAR

CONDOMINIUM



# OF SALES

361

8.1% VS. LAST MONTH 8.4% VS. LAST YEAR

MEDIAN SALES PRICE

\$530,000

5.6% VS. LAST MONTH 4.5% VS. LAST YEAR

TOTAL \$ OF SALES

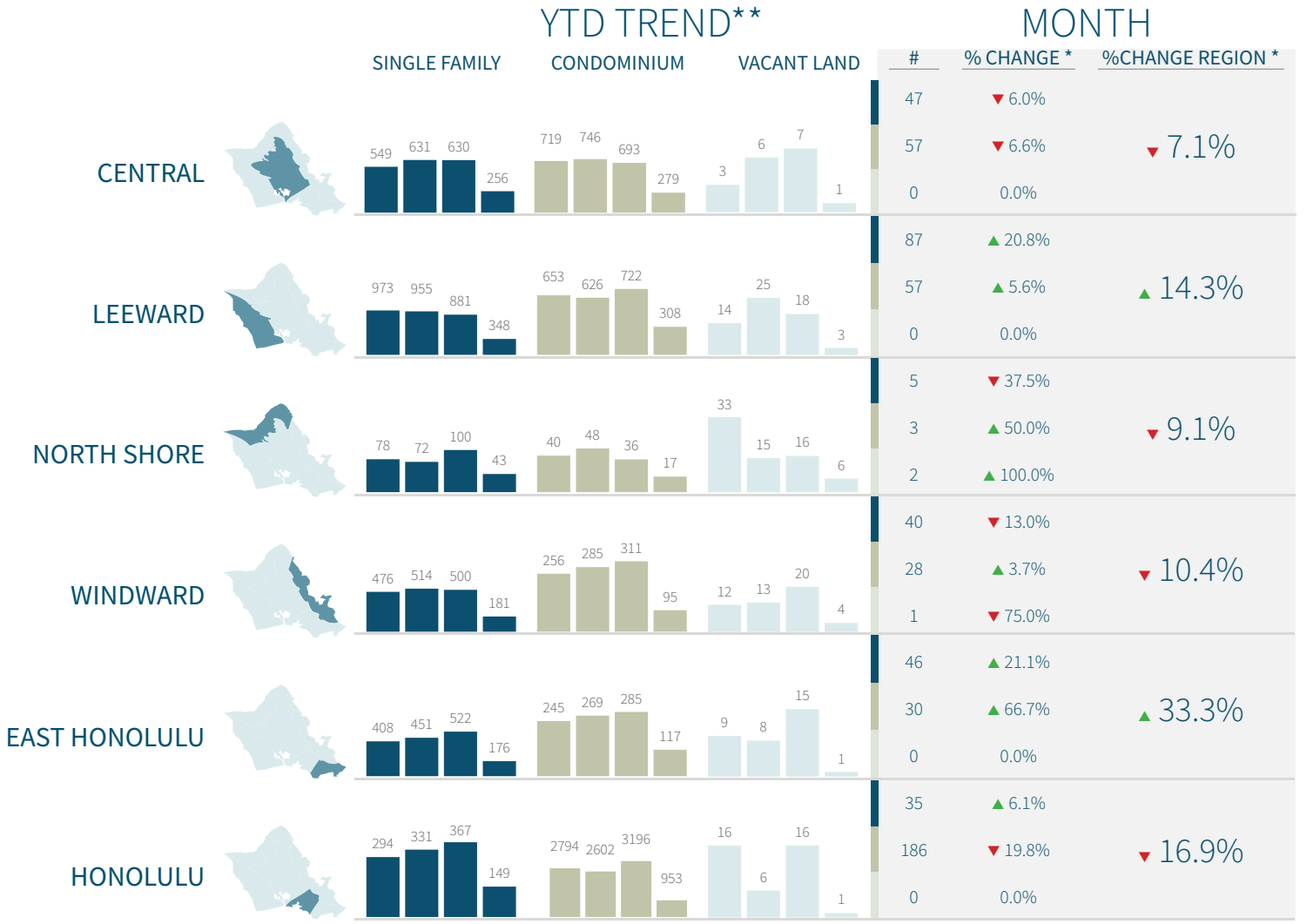
\$242,994,395

4.2% VS. LAST MONTH 2.3% VS. LAST YEAR

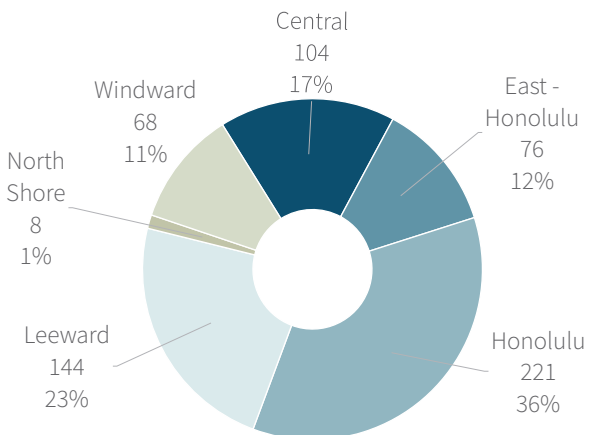
# REGIONAL SALES WEST OAHU

## SALES COMPARISON

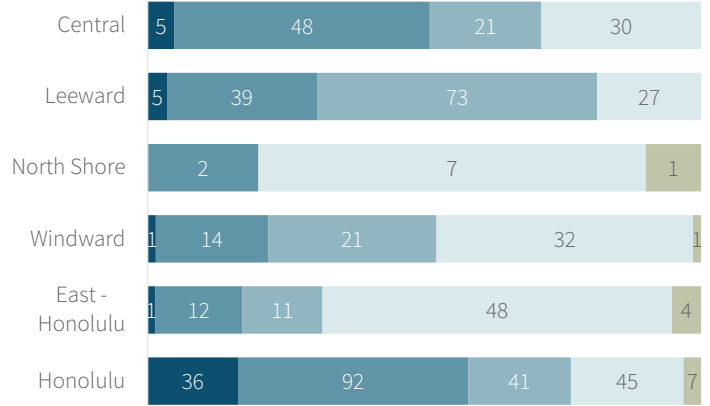
■ Single Family ■ Condominium ■ Vacant Land



## SALES BY REGION



## SALES BY PRICE RANGE



\*excluding vacant land sales

■ < \$300K ■ \$300K - \$649K ■ \$650K - \$999K ■ \$1M - \$2.9M ■ \$3M+

# NEIGHBORHOOD SALES WEST OAHU

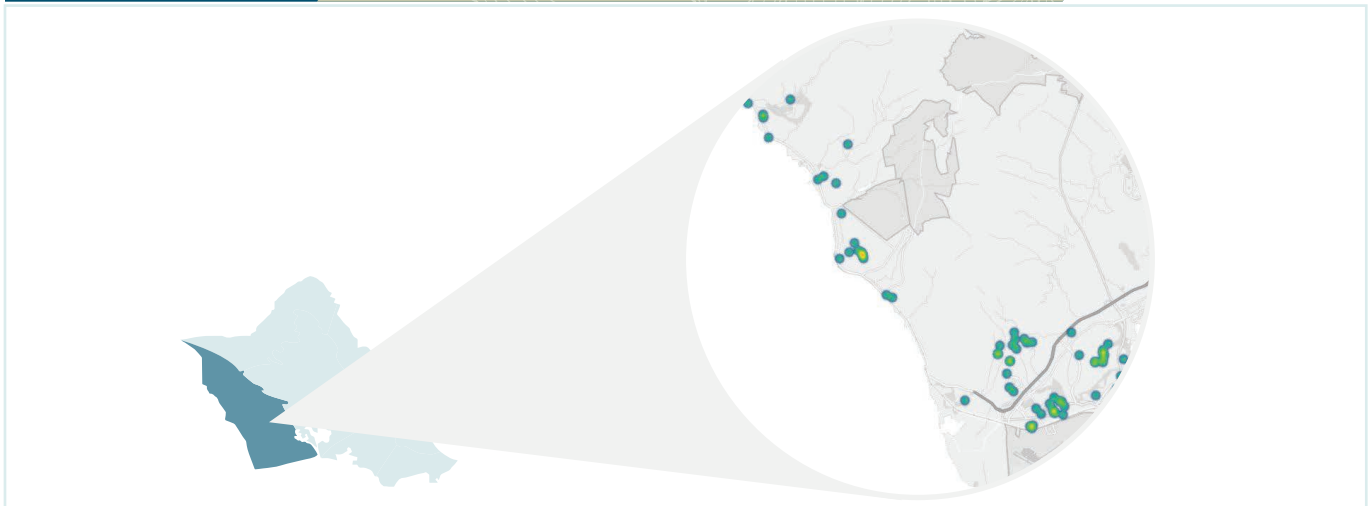
## NEIGHBORHOOD COMPARISON

▲ Increase/Decrease vs. Last Year

● No Change or No Value vs. Last Year

	SINGLE FAMILY HOMES			CONDOMINIUM		
	#	\$ AMT	MEDIAN	#	\$ AMT	MEDIAN
HOOPILI-KAPILI	--	--	--	15 ▲	\$10.3 M ▲	\$682.5 K ▲
MAKAKILO-UPPER	3 -	\$2.7 M -	\$900.0 K -	7 ▼	\$3.6 M ▼	\$515.0 K ▼
MAKAHA	2 ▼	\$1.1 M ▼	\$562.5 K ▲	8 ▲	\$2.5 M ▲	\$310.5 K ▲
OCEAN POINTE	6 ▲	\$6.1 M ▲	\$992.5 K ▲	4 ▼	\$2.6 M ▼	\$632.5 K ▼
MAILI	7 ▲	\$5.3 M ▲	\$600.0 K ▼	1 ▼	\$345.0 K ▼	\$345.0 K ▲
HOOPILI-ALANA	--	--	--	6 ▲	\$4.0 M ▲	\$671.3 K ▼
EWA BEACH	5 ▲	\$4.1 M ▲	\$850.0 K ▲	1 -	\$505.0 K -	\$505.0 K -
HOOPILI-AHAKEA	5 -	\$3.7 M -	\$727.4 K -	--	--	--
KAPOLEI	1 -	\$625.0 K -	\$625.0 K -	3 ▲	\$1.7 M ▲	\$540.0 K ▲
EWA GEN PARKSIDE	3 ▲	\$2.8 M ▲	\$915.0 K ▲	--	--	--

## MONTHLY SALES HEAT MAP



### TOP STREETS

	#
HIKUONO STREET	15
HOONAAUO STREET	6
KAMALIE MUA STREET	5
KAILEOLEA DRIVE	5
KAPOLEI PARKWAY	4
KEAUNUI DRIVE	4
KILI DRIVE	4
PANANA STREET	3
FARRINGTON HIGHWAY	3
KAMAKANA STREET	3

### TOP CONDO

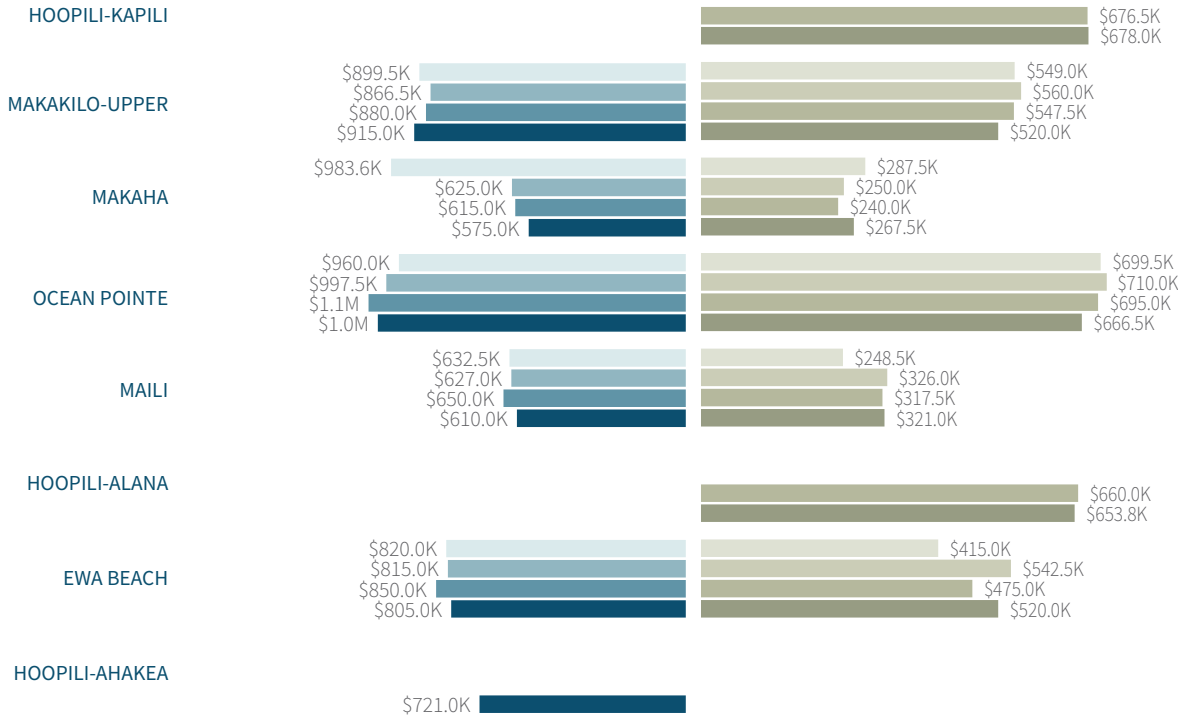
	#
KAPILI AT HOOPILI	15
ALANA AT HOOPILI	6
MAKAHA VALLEY TOWERS	4
PALM VILLAS 2	2
MAKAHA VALLEY PLTN	2
PALEHUA VILLAS	2
ULUWEHI AT HOOPILI	2
KE AINA KAI TOWNHOMES 5	1
KAIKOI AT HOOPILI	1
HAWAIIAN PRINCESS	1

# YEAR TO DATE WEST OAHU

## SINGLE FAMILY MEDIAN

## CONDOMINIUM MEDIAN

2023 2024 2025 2026



## YEAR TO DATE STATISTICS

### SINGLE FAMILY HOMES

# OF SALES

**348**

**14.5%** VS. LAST YEAR

MEDIAN SALES PRICE

**\$880,000**

**2.1%** VS. LAST YEAR

TOTAL \$ OF SALES

**\$320,810,717**

**12.3%** VS. LAST YEAR

### CONDOMINIUM

# OF SALES

**308**

**15.4%** VS. LAST YEAR

MEDIAN SALES PRICE

**\$584,000**

**0.2%** VS. LAST YEAR

TOTAL \$ OF SALES

**\$178,105,325**

**15.7%** VS. LAST YEAR

### VACANT LAND

# OF SALES

**3**

**57.1%** VS. LAST YEAR

MEDIAN SALES PRICE

**\$475,000**

**2.1%** VS. LAST YEAR

TOTAL \$ OF SALES

**\$1,575,000**

**53.2%** VS. LAST YEAR



**ANNE JELEA DANG**  
Senior Account Manager  
(808) 208-2732  
annejelea.dang@tghawaii.com



**KALA EVANS**  
Account Manager  
Metro Oahu  
(808)439-5691  
kala.evans@tghawaii.com



TITLE GUARANTY  
HAWAII

www.tghawaii.com