



TITLE GUARANTY HAWAII

WEST OAHU RESIDENTIAL SALES REPORT APRIL 2024

ISLAND SALES

Single Family Condominium

AVERAGE LIST PRICE



\$1.4 M \$632.7 K

AVERAGE SOLD PRICE



\$1.4 M \$616.1 K

MAX SOLD PRICE



\$15.9 M \$3.8 M

% OF LIST PRICE RECEIVED



97.61% 97.38%

AVERAGE PRICE PER SQFT



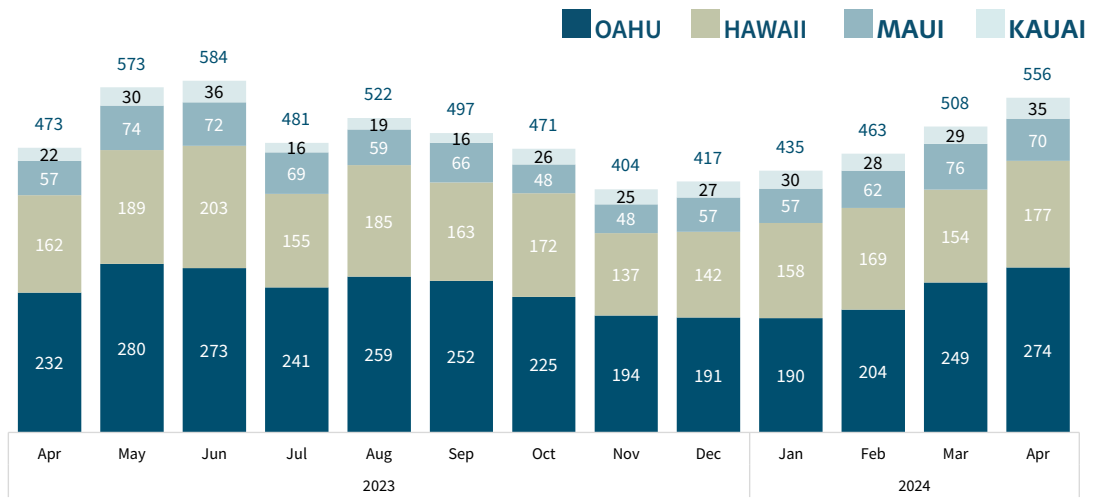
\$690.44 \$688.26

MEDIAN DOM



18 28

SINGLE FAMILY HOMES



# OF SALES

274

10.0% VS. LAST MONTH 18.1% VS. LAST YEAR

MEDIAN SALES PRICE

\$1,080,000

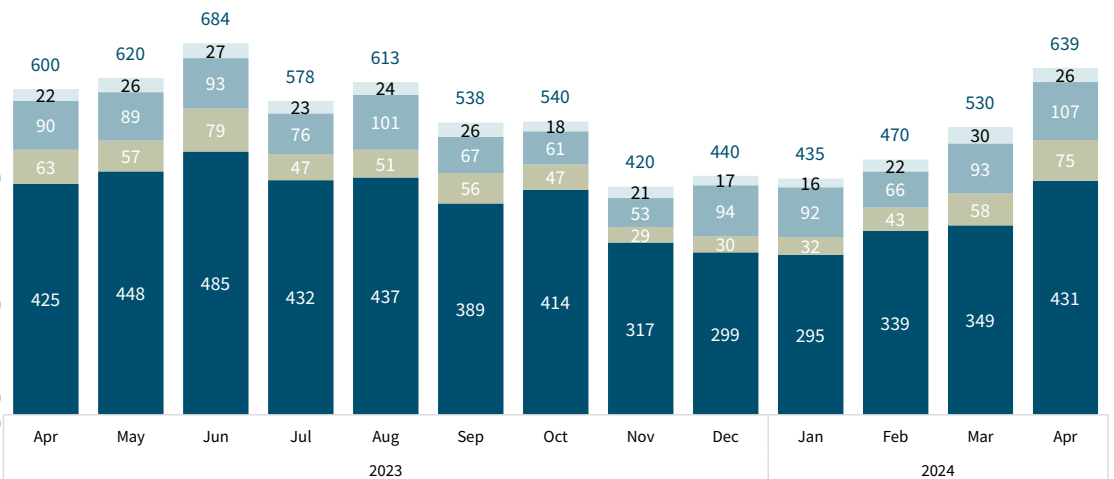
0.0% VS. LAST MONTH 10.2% VS. LAST YEAR

TOTAL \$ OF SALES

\$382,188,788

12.7% VS. LAST MONTH 37.4% VS. LAST YEAR

CONDOMINIUM



# OF SALES

431

23.5% VS. LAST MONTH 1.4% VS. LAST YEAR

MEDIAN SALES PRICE

\$528,000

5.6% VS. LAST MONTH 5.8% VS. LAST YEAR

TOTAL \$ OF SALES

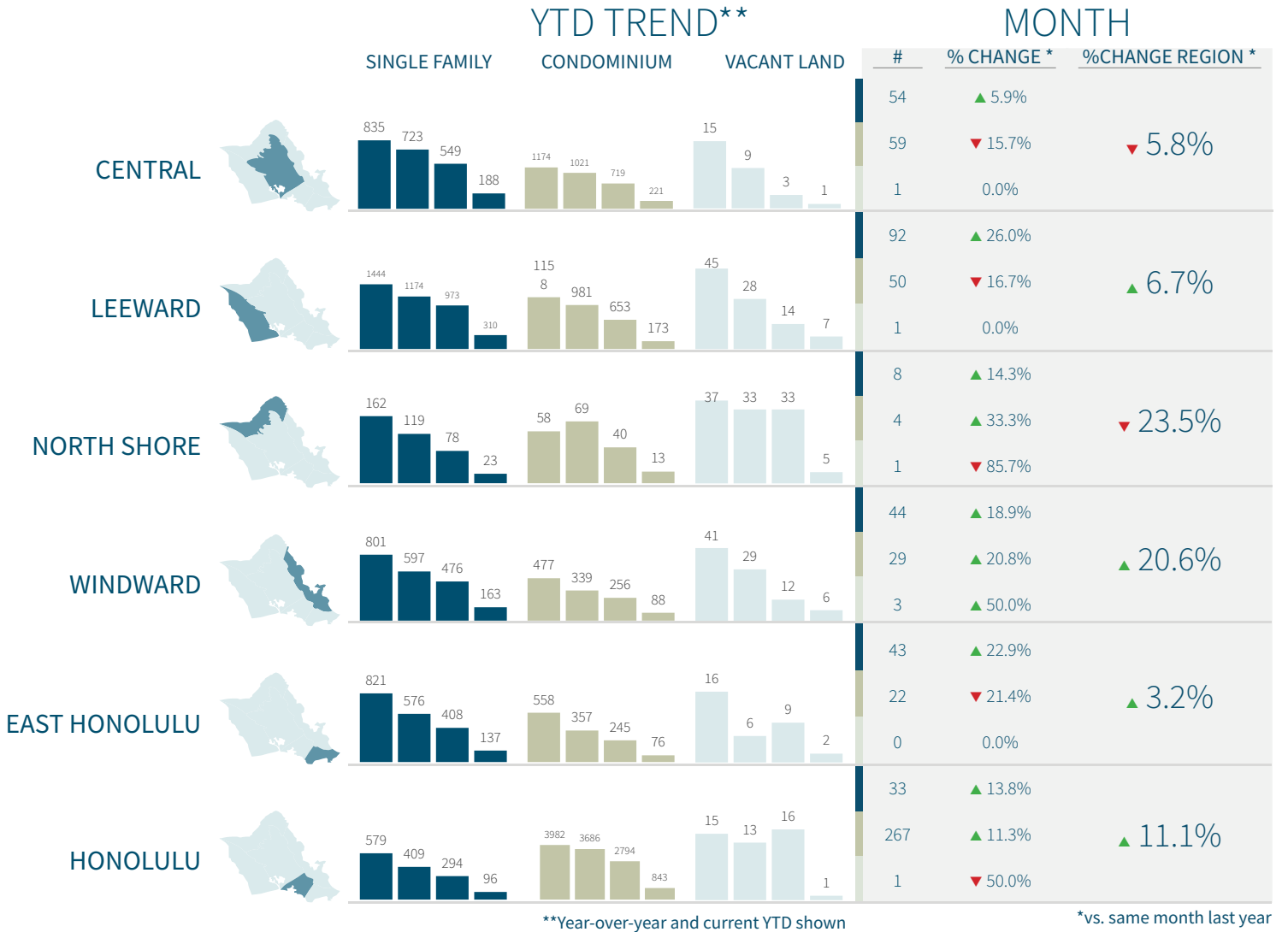
\$265,552,496

32.1% VS. LAST MONTH 4.0% VS. LAST YEAR

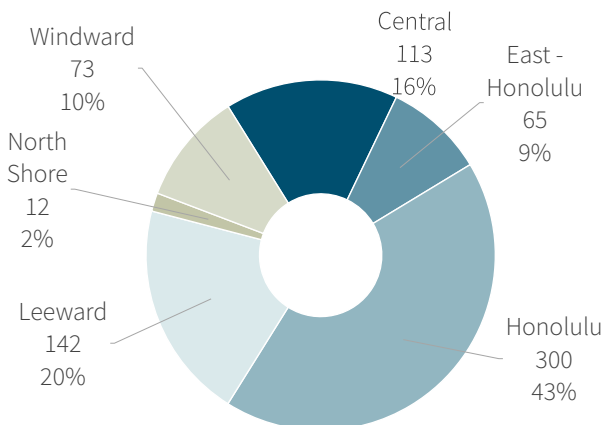
# REGIONAL SALES WEST OAHU

## SALES COMPARISON

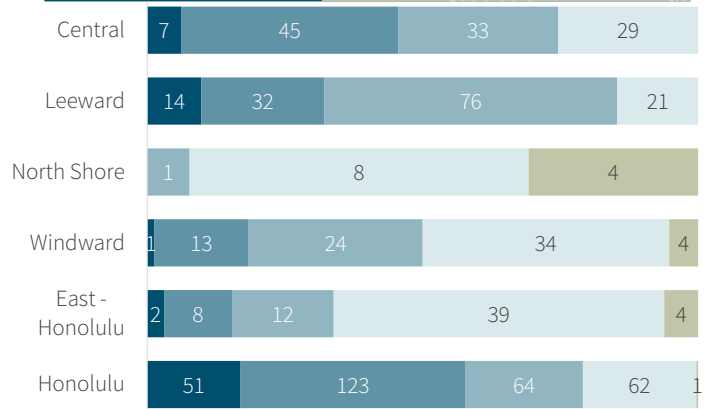
■ Single Family ■ Condominium ■ Vacant Land



## SALES BY REGION



## SALES BY PRICE RANGE



\*excluding vacant land sales

■ < \$300K ■ \$300K - \$649K ■ \$650K - \$999K ■ \$1M - \$2.9M ■ \$3M+

# NEIGHBORHOOD SALES WEST OAHU

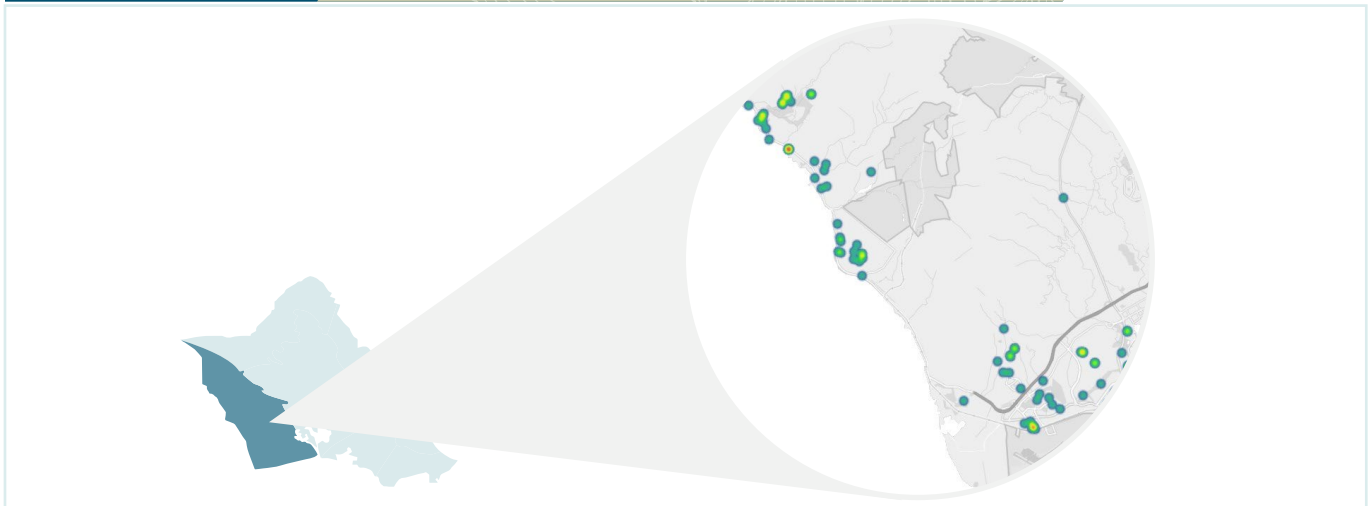
## NEIGHBORHOOD COMPARISON

▲ Increase/Decrease vs. Last Year

● No Change or No Value vs. Last Year

	SINGLE FAMILY HOMES			CONDOMINIUM		
	#	\$ AMT	MEDIAN	#	\$ AMT	MEDIAN
OCEAN POINTE	9 ▲	\$8.4 M ▲	\$937.0 K ▲	5 ▼	\$3.5 M ▼	\$710.0 K ▲
MAKAHA	6 ▼	\$5.1 M ▼	\$602.5 K ▼	8 ▲	\$2.2 M ▲	\$207.5 K ▼
MAILI	9 ▼	\$6.0 M ▼	\$715.0 K ▲	1 ▼	\$420.0 K ▼	\$420.0 K ▲
WAIANAE	2 ▲	\$1.1 M ▲	\$554.5 K ▲	6 ▼	\$1.1 M ▼	\$175.0 K ▼
MAKAKILO-UPPER	--	--	--	7 ▼	\$4.4 M ▼	\$530.0 K ▼
HOOPILI-KANALANI	7 -	\$7.1 M -	\$1.0 M -	--	--	--
EWA BEACH	5 ▲	\$4.3 M ▲	\$795.0 K ▼	--	--	--
HOOPILI-IKENA	4 -	\$3.8 M -	\$955.3 K -	--	--	--
EWA VILLAGES	3 ▲	\$3.1 M ▲	\$1.1 M ▲	--	--	--
HOAKALEI-KA MAKANA	2 ▼	\$1.9 M ▼	\$966.5 K ▼	1 -	\$765.0 K ▼	\$765.0 K ▼

## MONTHLY SALES HEAT MAP



### TOP STREETS

	#
FARRINGTON HIGHWAY	8
KAPEKU LOOP	7
KILI DRIVE	5
KOHANAHANA LOOP	5
KAPOLEI PARKWAY	5
KEAUNUI DRIVE	4
IWIKUAMOO STREET	4
KAKALA STREET	4
MAIOLA STREET	3
KAIOLI STREET	3

### TOP CONDO

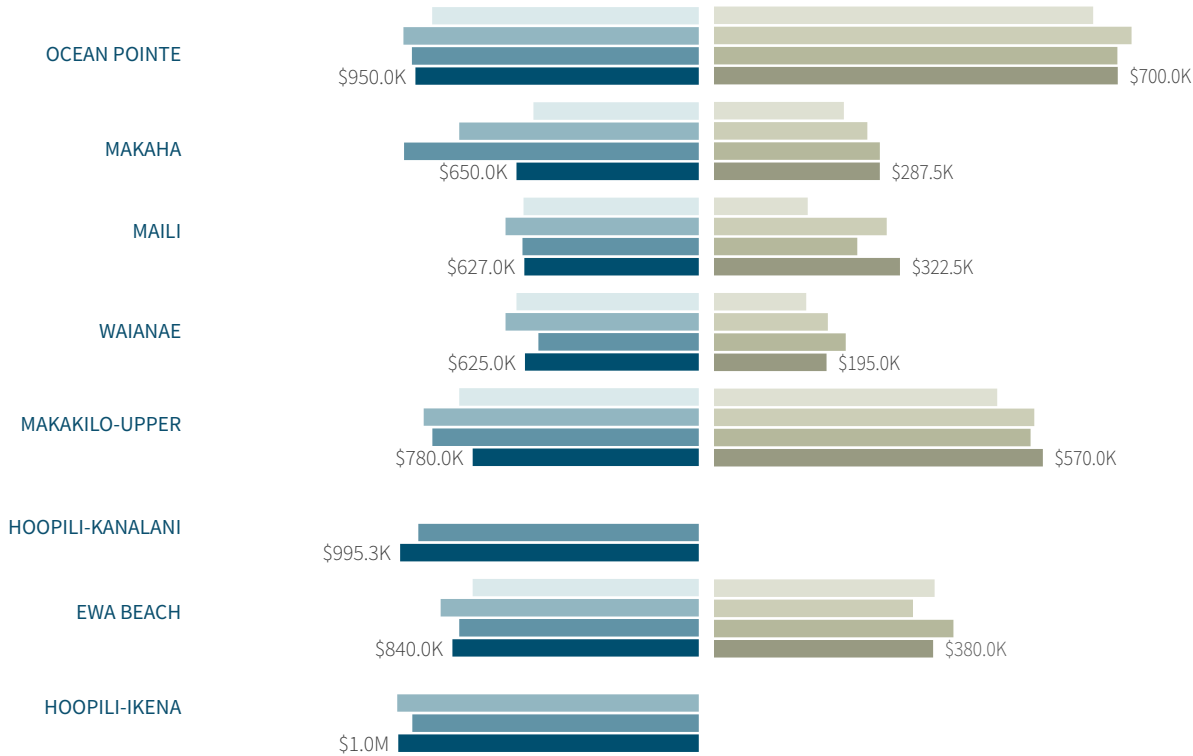
	#
MAKAHA SURFSIDE	4
MAKAHA VALLEY TOWERS	4
MONTECITO/TUSCANY	2
HOLOMOANA AT SEA COUNTRY	2
SPINNAKER	2
SUN RISE	2
MAKAKILO CLIFFS	2
MAKAHA VALLEY PLTN	2
CORONADO A	1
AWAKEA	1

# YEAR TO DATE WEST OAHU

## SINGLE FAMILY MEDIAN

## CONDOMINIUM MEDIAN

2021 2022 2023 2024



## YEAR TO DATE STATISTICS



### SINGLE FAMILY HOMES

# OF SALES

**310**

↓ **3.1%** VS. LAST YEAR

MEDIAN SALES PRICE

**\$875,000**

↑ **2.9%** VS. LAST YEAR

TOTAL \$ OF SALES

**\$285,384,548**

↓ **2.2%** VS. LAST YEAR



### CONDOMINIUM

# OF SALES

**173**

↓ **19.5%** VS. LAST YEAR

MEDIAN SALES PRICE

**\$565,000**

↑ **7.6%** VS. LAST YEAR

TOTAL \$ OF SALES

**\$98,924,217**

↓ **15.1%** VS. LAST YEAR



### VACANT LAND

# OF SALES

**7**

↑ **16.7%** VS. LAST YEAR

MEDIAN SALES PRICE

**\$850,000**

↑ **75.3%** VS. LAST YEAR

TOTAL \$ OF SALES

**\$5,767,000**

↑ **58.8%** VS. LAST YEAR



**ANNE JELEA DANG**

Account Manager

West Oahu

(808) 721-5287

annejelea.dang@tghawaii.com

**TG**

TITLE GUARANTY  
HAWAII

www.tghawaii.com