



TITLE GUARANTY HAWAII

# WEST OAHU

## RESIDENTIAL SALES REPORT MARCH 2026

### ISLAND SALES

Single Family Condominium

#### AVERAGE LIST PRICE



\$1.5 M \$606.4 K

#### AVERAGE SOLD PRICE



\$1.4 M \$591.2 K

#### MAX SOLD PRICE



\$10.0 M \$3.0 M

#### % OF LIST PRICE RECEIVED



96.39% 97.49%

#### AVERAGE PRICE PER SQFT



\$690.85 \$657.67

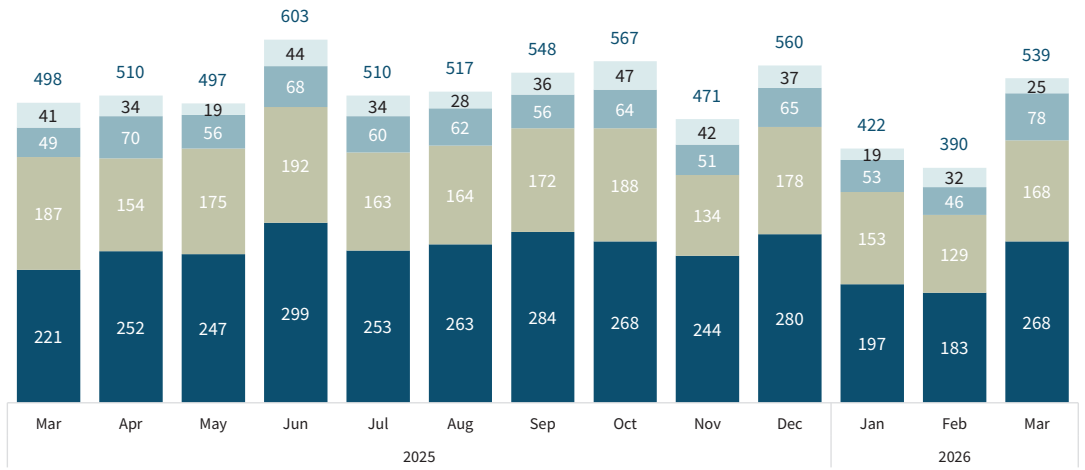
#### MEDIAN DOM



20 42

OAHU HAWAII MAUI KAUAI

### SINGLE FAMILY HOMES



#### # OF SALES

268

46.4% VS. LAST MONTH  
21.3% VS. LAST YEAR

#### MEDIAN SALES PRICE

\$1,199,500

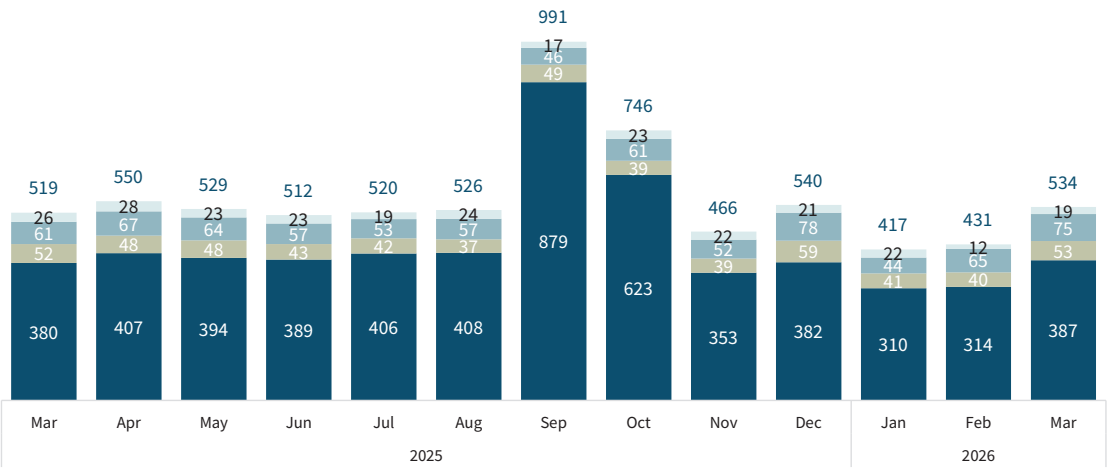
0.0% VS. LAST MONTH  
4.3% VS. LAST YEAR

#### TOTAL \$ OF SALES

\$388,306,010

49.2% VS. LAST MONTH  
1.5% VS. LAST YEAR

### CONDOMINIUM



#### # OF SALES

387

23.2% VS. LAST MONTH  
1.8% VS. LAST YEAR

#### MEDIAN SALES PRICE

\$525,000

2.9% VS. LAST MONTH  
4.0% VS. LAST YEAR

#### TOTAL \$ OF SALES

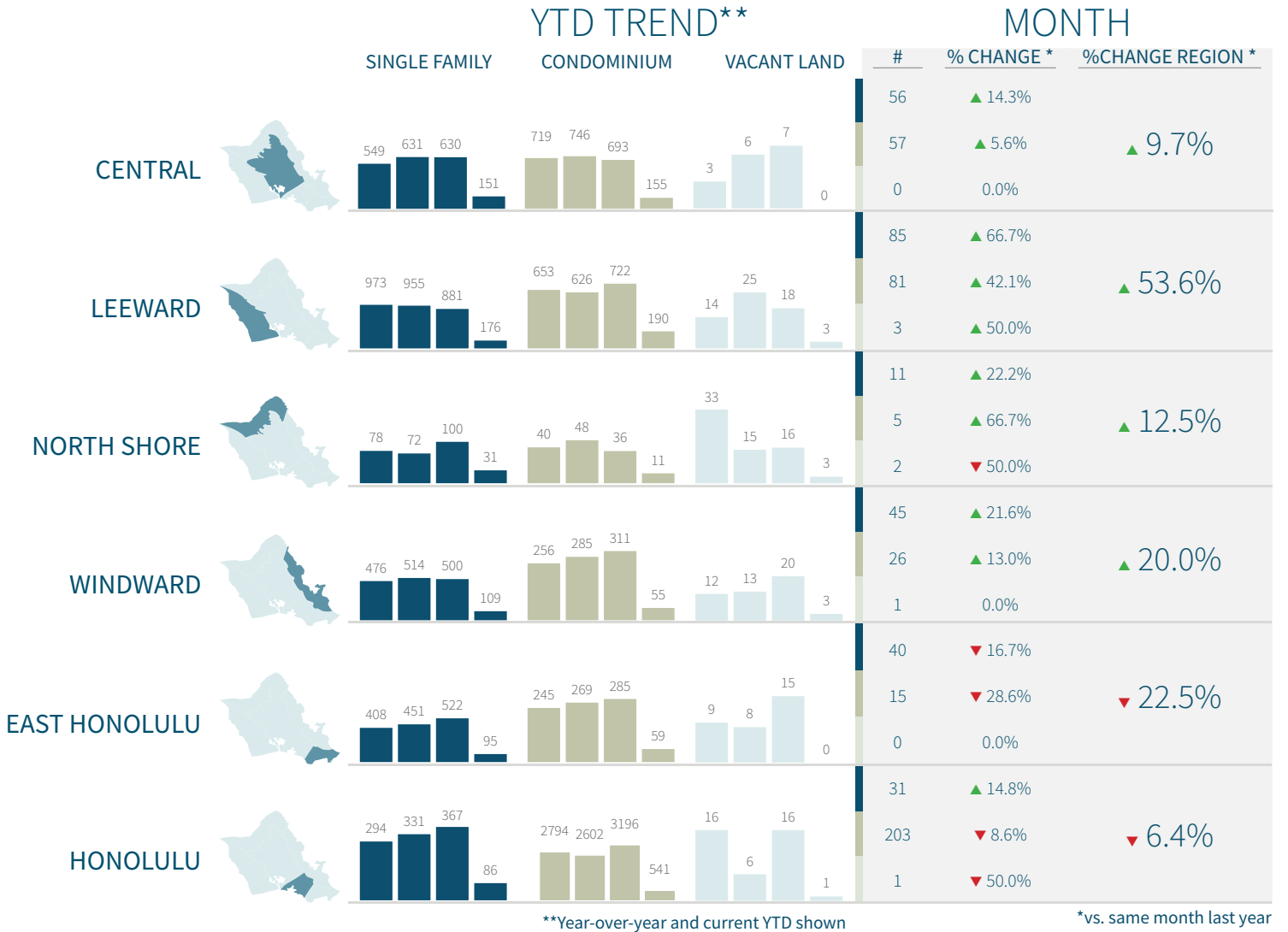
\$228,811,155

10.4% VS. LAST MONTH  
1.7% VS. LAST YEAR

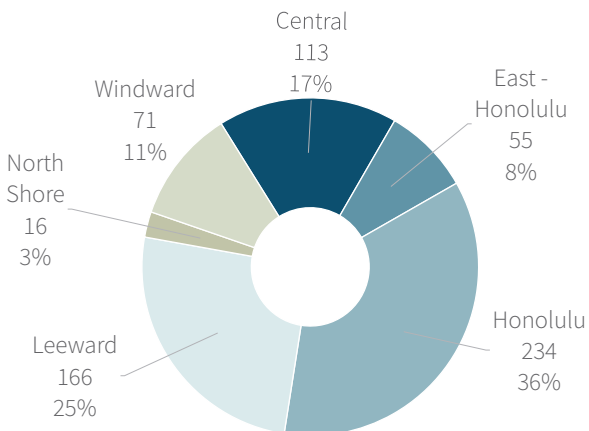
# REGIONAL SALES WEST OAHU

## SALES COMPARISON

■ Single Family ■ Condominium ■ Vacant Land

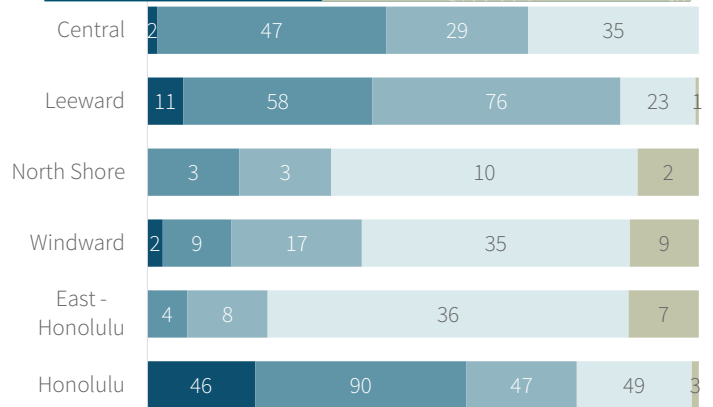


## SALES BY REGION



\*excluding vacant land sales

## SALES BY PRICE RANGE



■ < \$300K ■ \$300K - \$649K ■ \$650K - \$999K ■ \$1M - \$2.9M ■ \$3M+

# NEIGHBORHOOD SALES WEST OAHU

## NEIGHBORHOOD COMPARISON

▲ Increase/Decrease vs. Last Year

● No Change or No Value vs. Last Year

	SINGLE FAMILY HOMES			CONDOMINIUM		
	#	\$ AMT	MEDIAN	#	\$ AMT	MEDIAN
MAKAKILO-UPPER	4 ▲	\$4.4 M ▲	\$1.1 M ▲	13 ▲	\$7.0 M ▲	\$520.0 K ▼
HOOPILI-KAPILI	--	--	--	16 -	\$10.7 M -	\$671.3 K -
MAILI	12 ▲	\$7.5 M ▲	\$641.5 K ▲	3 ▼	\$964.0 K ▼	\$335.0 K ▲
MAKAHA	6 ▲	\$3.1 M ▲	\$517.5 K ▼	8 ▲	\$2.2 M ▲	\$284.5 K ▲
HOOPILI-ALANA	--	--	--	13 -	\$8.4 M -	\$648.5 K -
HOOPILI-AHAKEA	8 -	\$5.7 M -	\$711.1 K -	--	--	--
OCEAN POINTE	4 ▲	\$4.5 M ▲	\$1.2 M ▲	3 ▼	\$2.2 M ▼	\$735.0 K ▲
EWA BEACH	6 ▲	\$5.9 M ▲	\$778.5 K ▼	--	--	--
EWA	1 -	\$951.0 K -	\$951.0 K -	5 ▲	\$2.4 M ▲	\$480.0 K ▲
MAKAKILO-LOWER	5 ▲	\$4.9 M ▲	\$895.0 K ▼	--	--	--

## MONTHLY SALES HEAT MAP



### TOP STREETS

	#
HIKUONO STREET	16
HOONAAUO STREET	13
KAMALIE MUA STREET	8
PALAHIA STREET	6
FARRINGTON HIGHWAY	6
HANAPOULI CIRCLE	5
PANANA STREET	4
KAIOLI STREET	3
ALIINUI DRIVE	3
KAILEOLEA DRIVE	3

### TOP CONDO

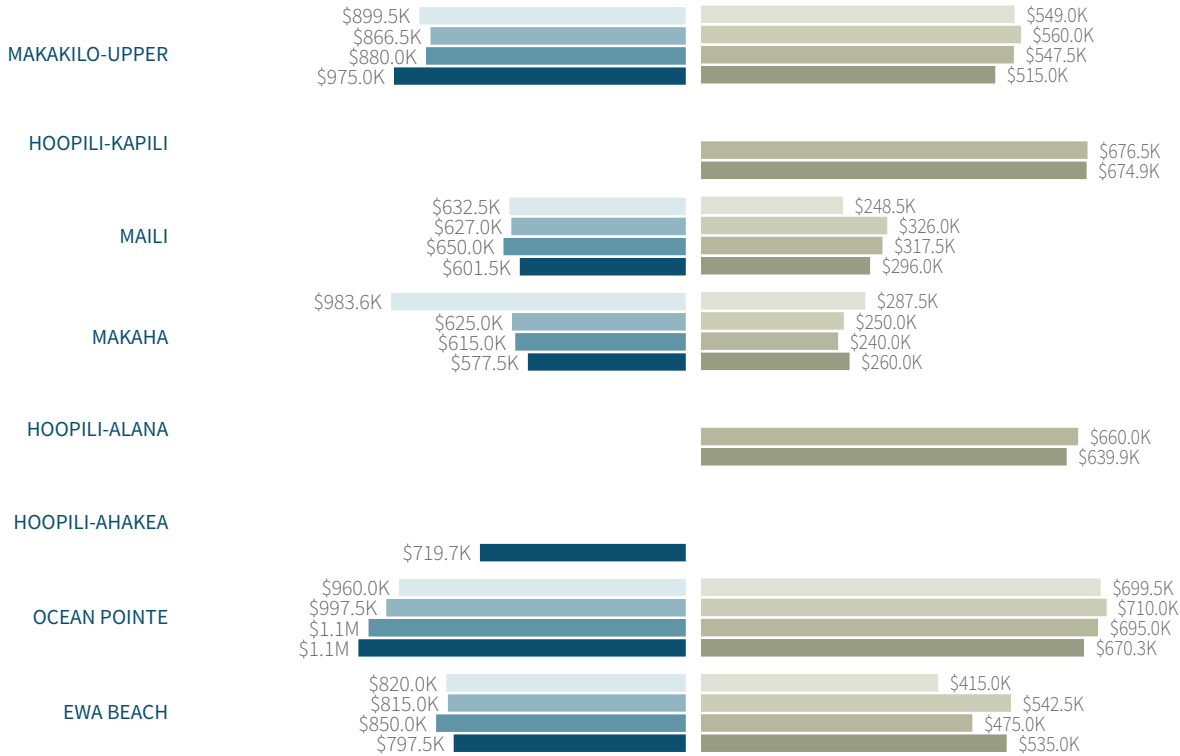
	#
KAPILI AT HOOPILI	16
ALANA AT HOOPILI	13
SUN RISE	4
MAKAHA VALLEY TOWERS	3
PUU HELEAKALA	3
KOHINA AT HOOPILI	3
PALEHUA VILLAS	2
MAKAKILO CLIFFS	2
KEKUILANI VILLAS	2
KO OLINA HILLSIDE VILLAS	2

# YEAR TO DATE WEST OAHU

## SINGLE FAMILY MEDIAN

## CONDOMINIUM MEDIAN

2023 2024 2025 2026



## YEAR TO DATE STATISTICS



### SINGLE FAMILY HOMES

# OF SALES

**176**

↑ 7.3% VS. LAST YEAR

MEDIAN SALES PRICE

**\$864,500**

↓ 3.9% VS. LAST YEAR

TOTAL \$ OF SALES

**\$156,849,282**

↑ 0.7% VS. LAST YEAR



### CONDOMINIUM

# OF SALES

**190**

↑ 26.7% VS. LAST YEAR

MEDIAN SALES PRICE

**\$568,000**

↑ 0.6% VS. LAST YEAR

TOTAL \$ OF SALES

**\$108,874,565**

↑ 28.8% VS. LAST YEAR



### VACANT LAND

# OF SALES

**3**

↓ 40.0% VS. LAST YEAR

MEDIAN SALES PRICE

**\$475,000**

↓ 2.1% VS. LAST YEAR

TOTAL \$ OF SALES

**\$1,593,000**

↓ 27.2% VS. LAST YEAR



**ANNE JELEA DANG**

Account Manager  
North and West Oahu  
(808)721-5287

annejelea.dang@tghawaii.com



**KALA EVANS**

Account Manager  
Metro Oahu  
(808)439-5691

kala.evans@tghawaii.com



TITLE GUARANTY  
HAWAII

www.tghawaii.com