



TITLE GUARANTY HAWAII

WEST OAHU

RESIDENTIAL SALES REPORT MARCH 2024

ISLAND SALES

Single Family Condominium

AVERAGE LIST PRICE



\$1.4 M \$587.4 K

AVERAGE SOLD PRICE



\$1.4 M \$577.0 K

MAX SOLD PRICE



\$13.0 M \$3.0 M

% OF LIST PRICE RECEIVED



98.23% 98.23%

AVERAGE PRICE PER SQFT



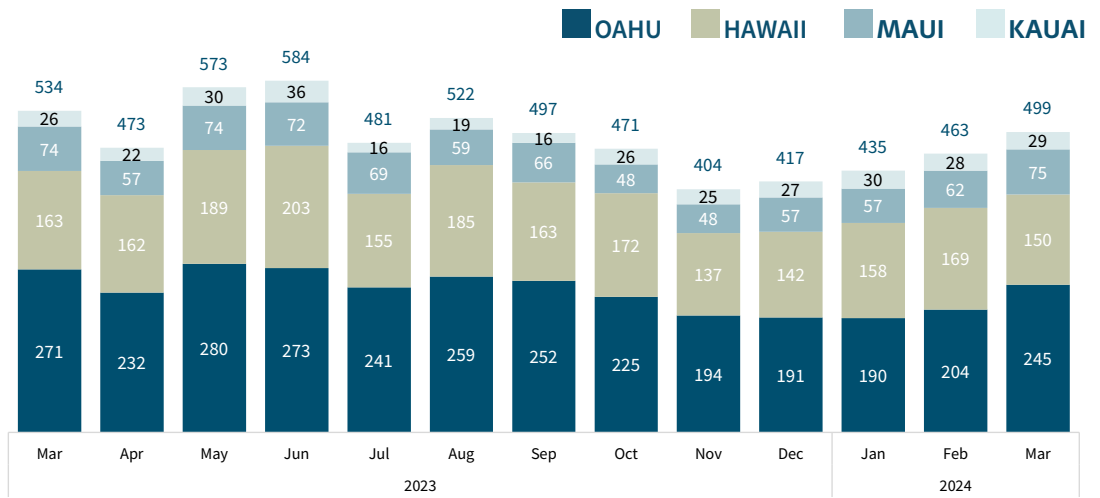
\$665.48 \$673.35

MEDIAN DOM



29 29

SINGLE FAMILY HOMES



# OF SALES

245

20.1% vs. last month, 9.6% vs. last year

MEDIAN SALES PRICE

\$1,070,000

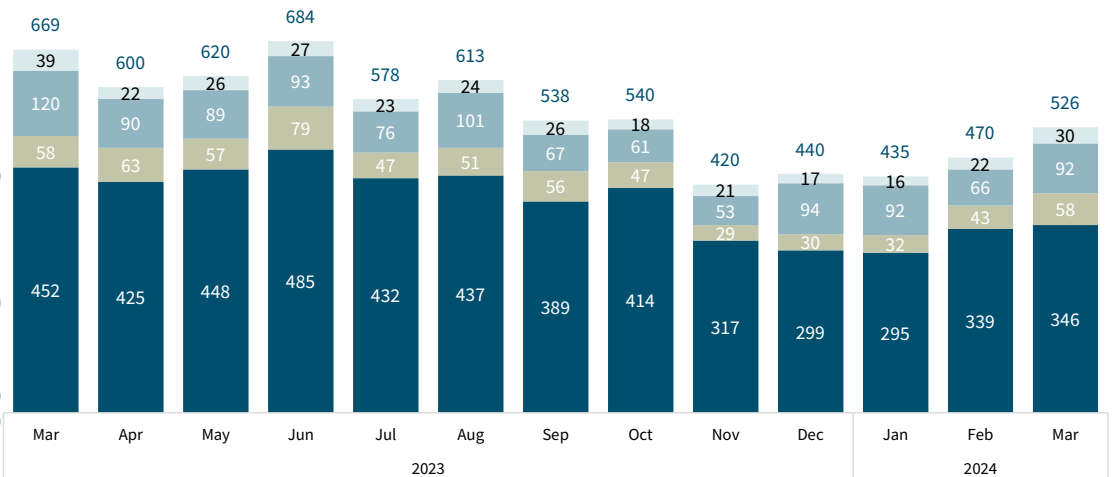
0.9% vs. last month, 1.9% vs. last year

TOTAL \$ OF SALES

\$333,347,440

18.0% vs. last month, 9.0% vs. last year

CONDOMINIUM



# OF SALES

346

2.1% vs. last month, 23.5% vs. last year

MEDIAN SALES PRICE

\$500,000

2.0% vs. last month, 6.1% vs. last year

TOTAL \$ OF SALES

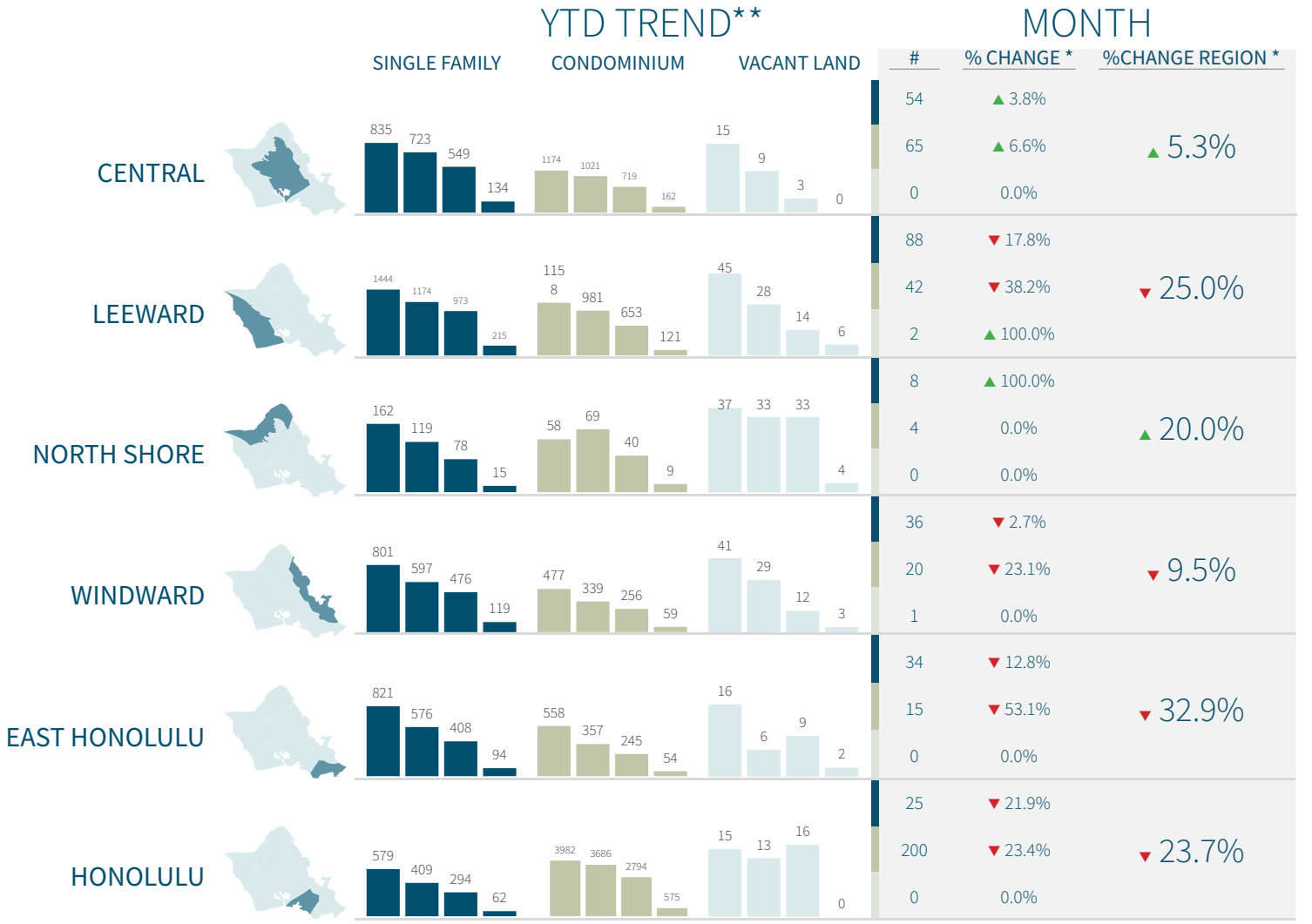
\$199,647,883

1.6% vs. last month, 31.4% vs. last year

# REGIONAL SALES WEST OAHU

## SALES COMPARISON

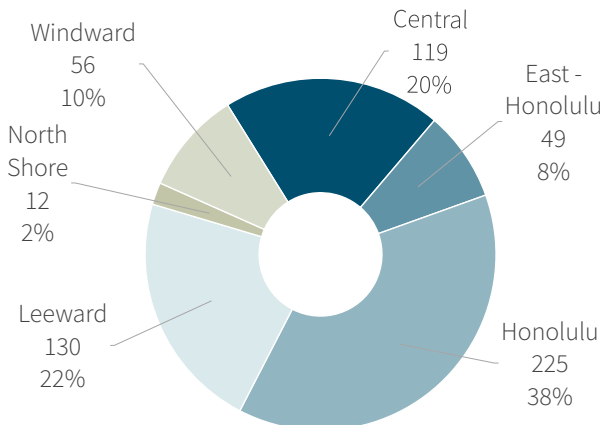
■ Single Family ■ Condominium ■ Vacant Land



\*\*Year-over-year and current YTD shown

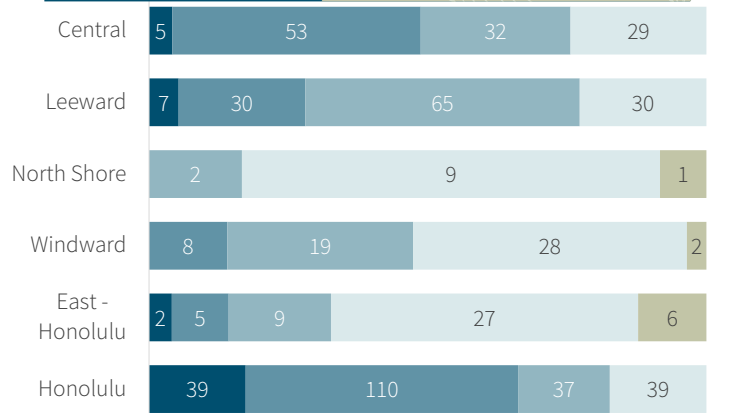
\*vs. same month last year

## SALES BY REGION



\*excluding vacant land sales

## SALES BY PRICE RANGE



■ < \$300K ■ \$300K - \$649K ■ \$650K - \$999K ■ \$1M - \$2.9M ■ \$3M+

# NEIGHBORHOOD SALES WEST OAHU

## NEIGHBORHOOD COMPARISON

▲ Increase/Decrease vs. Last Year

● No Change or No Value vs. Last Year

	SINGLE FAMILY HOMES			CONDOMINIUM		
	#	\$ AMT	MEDIAN	#	\$ AMT	MEDIAN
MAKAHA	7 ▼	\$4.1 M ▼	\$560.0 K ▼	6 ▲	\$1.7 M ▲	\$275.0 K ▼
MAKAKILO-UPPER	2 ▲	\$1.6 M ▲	\$775.0 K ▼	7 ▼	\$4.0 M ▼	\$570.0 K ▲
HOAKALEI-KA MAKANA	8 ▲	\$11.2 M ▲	\$1.2 M ▼	--	--	--
OCEAN POINTE	5 ▼	\$4.6 M ▼	\$898.0 K ▼	3 ▼	\$2.1 M ▼	\$698.0 K ▲
EWA BEACH	6 ▲	\$5.4 M ▲	\$870.0 K ▼	--	--	--
HOOPILI-KANALANI	6 –	\$5.8 M –	\$962.0 K –	--	--	--
MAILI	4 ▼	\$2.0 M ▼	\$464.7 K ▼	1 ▼	\$165.0 K ▼	\$165.0 K ▼
HOOPILI-IKENA	5 –	\$5.2 M –	\$1.0 M –	--	--	--
EWA	--	--	--	5 ▲	\$2.4 M ▲	\$498.0 K ▼
HOOPILI-ILIAHI	2 ▲	\$2.0 M ▲	\$982.5 K ▲	2 ▲	\$1.5 M ▲	\$750.8 K ▲

## MONTHLY SALES HEAT MAP



### TOP STREETS

	#
KAPEKU LOOP	6
KAKALA STREET	6
KOHANAHANA LOOP	5
KAMAKANA STREET	5
LAHAINA STREET	4
FARRINGTON HIGHWAY	4
HANAPOULI CIRCLE	4
MAKAKILO DRIVE	3
ALA MAHIKU STREET	3
KILI DRIVE	3

### TOP CONDO

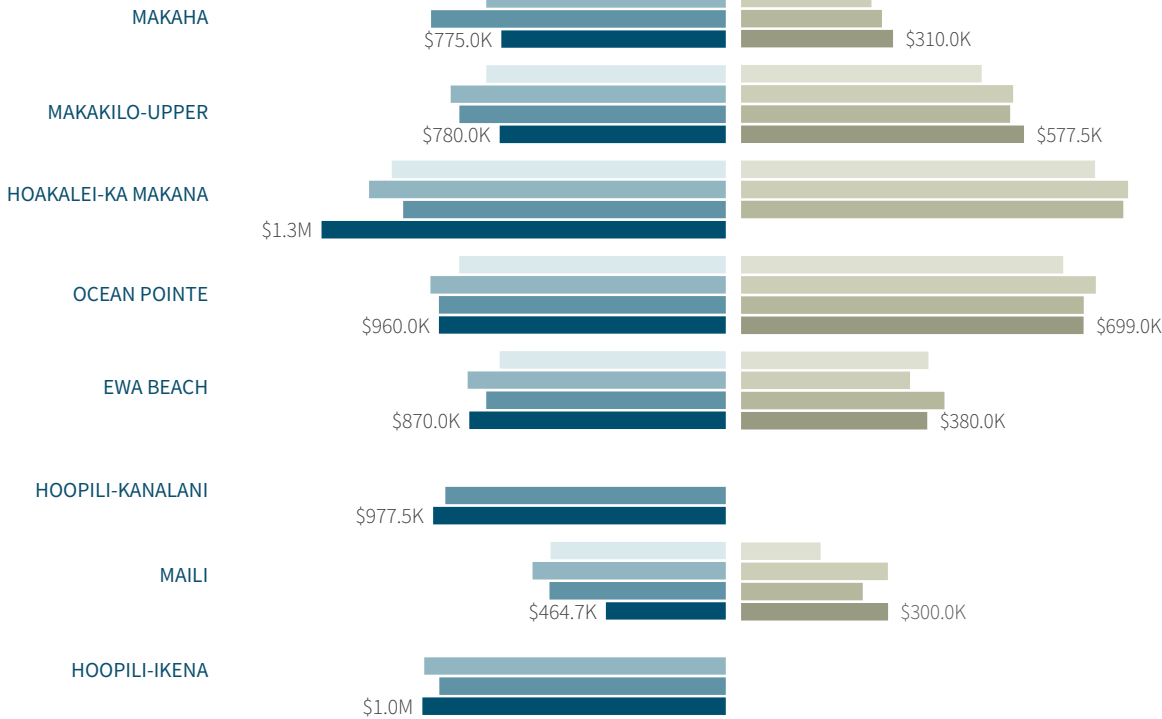
	#
SUN RISE	4
MAKAHA VALLEY TOWERS	3
MAKAKILO CLIFFS	3
MAKAHA VALLEY PLTN	3
MAKAHA SURFSIDE	2
KAHIKU AT MEHANA	2
AVALON	1
ALII COVE	1
AWAKEA	1
COCONUT PLANTATION	1

# YEAR TO DATE WEST OAHU

## SINGLE FAMILY MEDIAN

## CONDOMINIUM MEDIAN

2021 2022 2023 2024



## YEAR TO DATE STATISTICS



### SINGLE FAMILY HOMES

# OF SALES

**215**

↓ **13.0%** VS. LAST YEAR

MEDIAN SALES PRICE

**\$870,000**

↑ **1.8%** VS. LAST YEAR

TOTAL \$ OF SALES

**\$197,810,613**

↓ **13.7%** VS. LAST YEAR



### CONDOMINIUM

# OF SALES

**121**

↓ **21.9%** VS. LAST YEAR

MEDIAN SALES PRICE

**\$595,000**

↑ **14.0%** VS. LAST YEAR

TOTAL \$ OF SALES

**\$72,071,253**

↓ **14.4%** VS. LAST YEAR



### VACANT LAND

# OF SALES

**6**

↑ **20.0%** VS. LAST YEAR

MEDIAN SALES PRICE

**\$875,000**

↑ **118.8%** VS. LAST YEAR

TOTAL \$ OF SALES

**\$5,530,000**

↑ **89.9%** VS. LAST YEAR



**ANNE JELEA DANG**

Account Manager

West Oahu

(808) 721-5287

annejelea.dang@tghawaii.com

**TG**

TITLE GUARANTY  
HAWAII

www.tghawaii.com