

NORTH OAHU

RESIDENTIAL SALES REPORT

JULY 2023

ISLAND SALES

Single Family Condominium

AVERAGE LIST PRICE



\$1.3 M \$626.3 K

AVERAGE SOLD PRICE



\$1.3 M \$615.3 K

MAX SOLD PRICE



\$7.0 M \$5.5 M

% OF LIST PRICE RECEIVED



99.90% 98.23%

AVERAGE PRICE PER SQFT



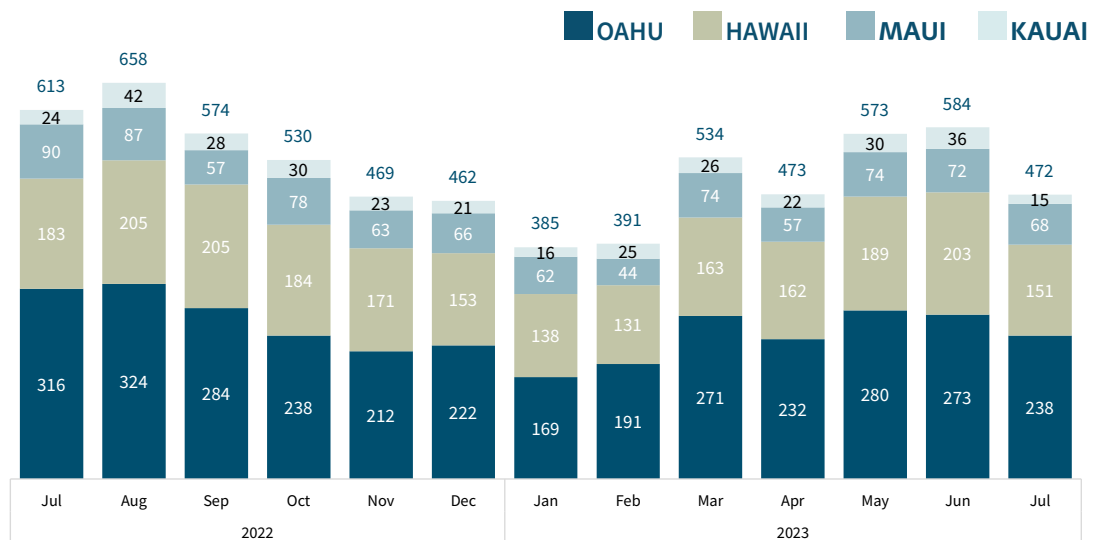
\$673.05 \$649.10

MEDIAN DOM



17 17

SINGLE FAMILY HOMES



OF SALES

238

↓ 12.8% VS. LAST MONTH
↓ 24.7% VS. LAST YEAR

MEDIAN SALES PRICE

\$1,067,500

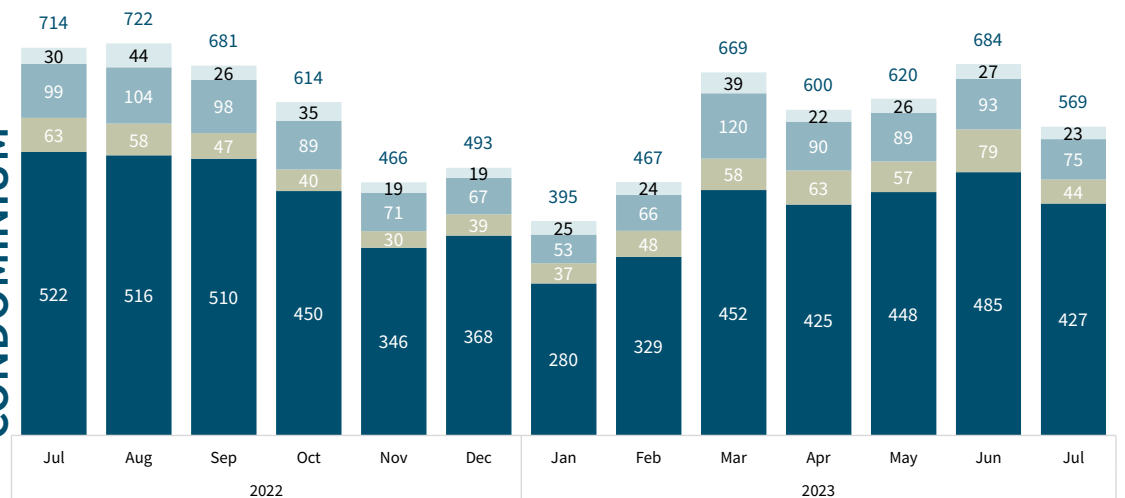
↑ 4.9% VS. LAST MONTH
↓ 4.0% VS. LAST YEAR

TOTAL \$ OF SALES

\$299,152,154

↓ 14.2% VS. LAST MONTH
↓ 29.5% VS. LAST YEAR

CONDOMINIUM



OF SALES

427

↓ 12.0% VS. LAST MONTH
↓ 18.2% VS. LAST YEAR

MEDIAN SALES PRICE

\$500,000

↓ 2.9% VS. LAST MONTH
0.0% VS. LAST YEAR

TOTAL \$ OF SALES

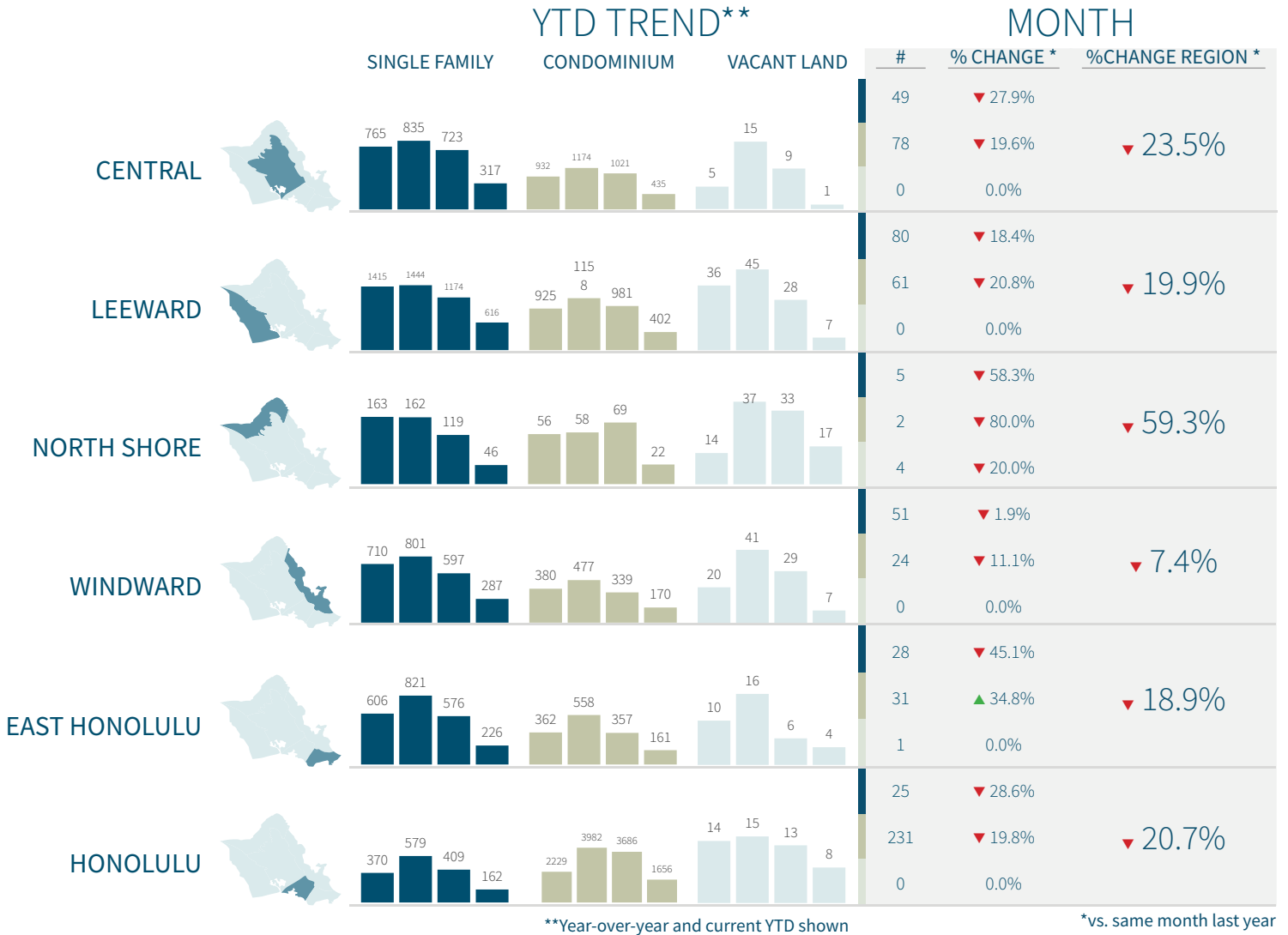
\$262,721,795

↓ 8.7% VS. LAST MONTH
↓ 14.5% VS. LAST YEAR

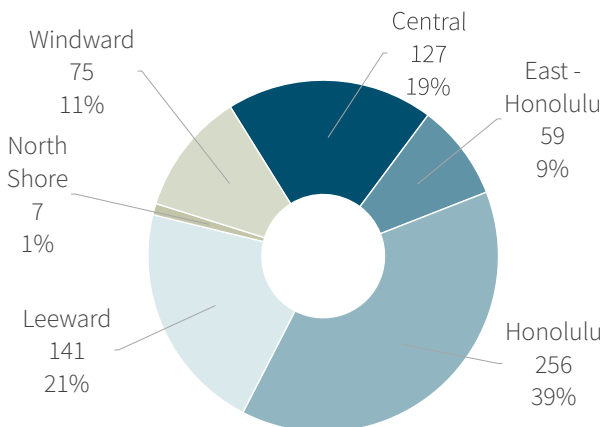
REGIONAL SALES NORTH OAHU

SALES COMPARISON

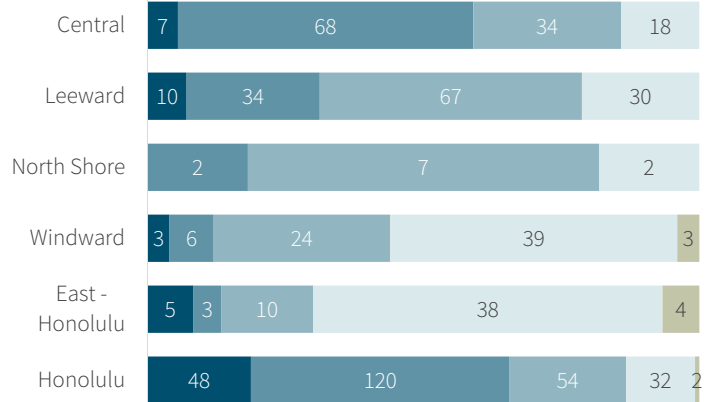
Single Family Condominium Vacant Land



SALES BY REGION



SALES BY PRICE RANGE



*excluding vacant land sales

<\$300K \$300K-\$649K \$650K-\$999K \$1M-\$2.9M \$3M+

NEIGHBORHOOD SALES NORTH OAHU

NEIGHBORHOOD COMPARISON

▲▼ Increase/Decrease vs. Last Year

● - No Change or No Value vs. Last Year

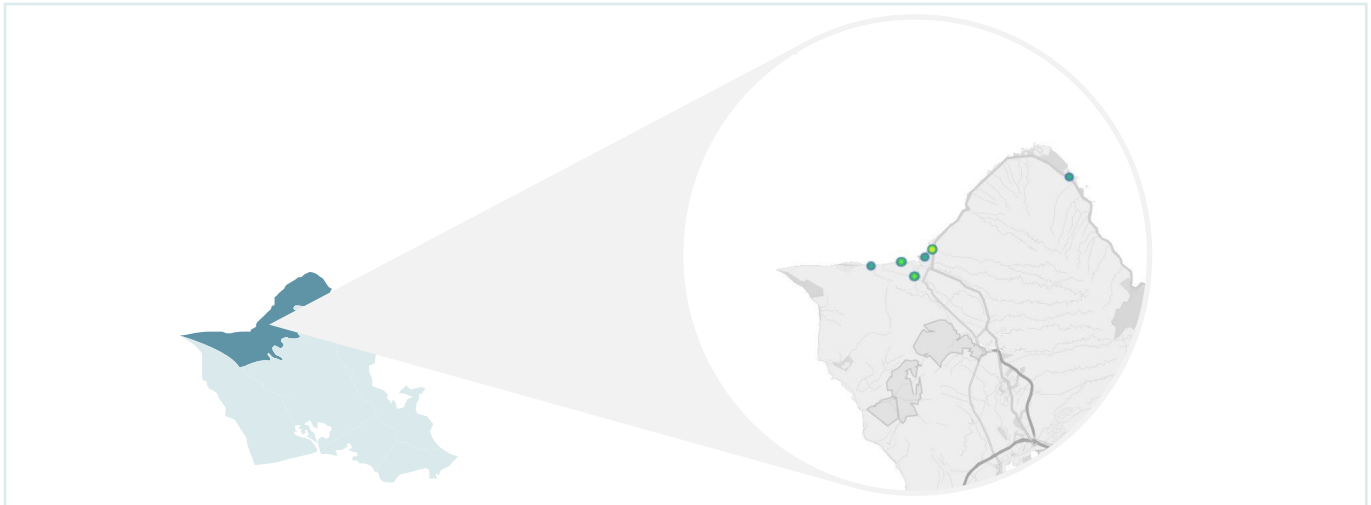
SINGLE FAMILY HOMES

	#	\$ AMT	MEDIAN
WAIALUA	3 ▼	\$2.8 M ▼	\$880.0 K ▼
MOKULEIA	--	--	--
HALEIWA	1 ▼	\$1.9 M ▼	\$1.9 M ▲
KAHUKU	1 -	\$875.0 K ▲	\$875.0 K ▲

CONDOMINIUM

	#	\$ AMT	MEDIAN
	1 ▼	\$440.0 K ▼	\$440.0 K ▲
	1 -	\$675.0 K -	\$675.0 K -
	--	--	--
	--	--	--

MONTHLY SALES HEAT MAP



TOP NEIGHBORHOOD

	#
AKULE STREET	1
KAMEHAMEHA HIGHWAY	1
HALEIWA ROAD	1
APUHIHI STREET	1
KUHI STREET	1
FARRINGTON HIGHWAY	1
GOODALE AVENUE	1

TOP CONDO

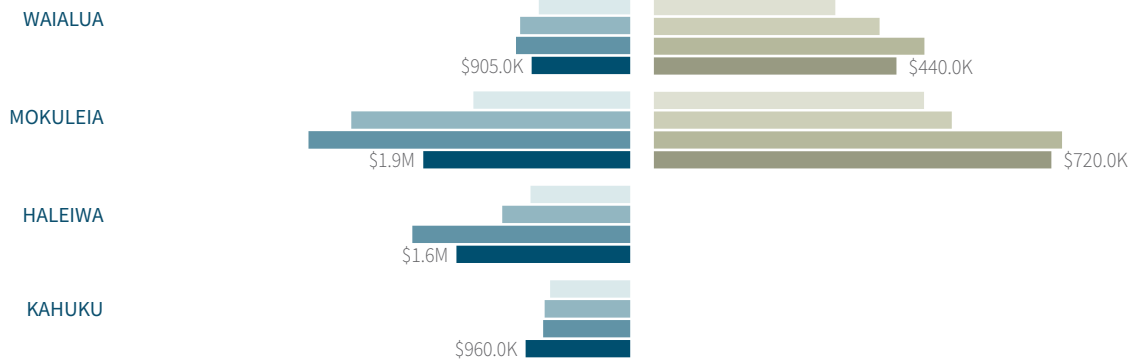
	#
ONO VISTA	1
MOKULEIA BEACH COLONY	1

YEAR TO DATE NORTH OAHU

SINGLE FAMILY MEDIAN

CONDOMINIUM MEDIAN

2020 2021 2022 2023



YEAR TO DATE STATISTICS



SINGLE FAMILY HOMES

OF SALES

46

⬇️ **42.5%** VS. LAST YEAR

MEDIAN SALES PRICE

\$1,211,500

⬇️ **31.6%** VS. LAST YEAR

TOTAL \$ OF SALES

\$74,908,749

⬇️ **59.9%** VS. LAST YEAR



CONDOMINIUM

OF SALES

22

⬇️ **56.9%** VS. LAST YEAR

MEDIAN SALES PRICE

\$822,500

⬇️ **0.9%** VS. LAST YEAR

TOTAL \$ OF SALES

\$20,222,500

⬇️ **64.6%** VS. LAST YEAR



VACANT LAND

OF SALES

17

⬇️ **10.5%** VS. LAST YEAR

MEDIAN SALES PRICE

\$720,000

⬇️ **34.5%** VS. LAST YEAR

TOTAL \$ OF SALES

\$50,297,736

⬆️ **107.1%** VS. LAST YEAR



JAY JUDGE

Account Manager
North & West Oahu
(808) 475-7593

jay.judge@tghawaii.com

TG

TITLE GUARANTY
HAWAII

www.tghawaii.com