



TITLE GUARANTY HAWAII

NORTH OAHU RESIDENTIAL SALES REPORT APRIL 2026

ISLAND SALES

Single Family Condominium

AVERAGE LIST PRICE



\$1.4 M \$670.3 K

AVERAGE SOLD PRICE



\$1.3 M \$648.5 K

MAX SOLD PRICE



\$10.5 M \$9.5 M

% OF LIST PRICE RECEIVED



98.37% 96.74%

AVERAGE PRICE PER SQFT



\$695.27 \$688.86

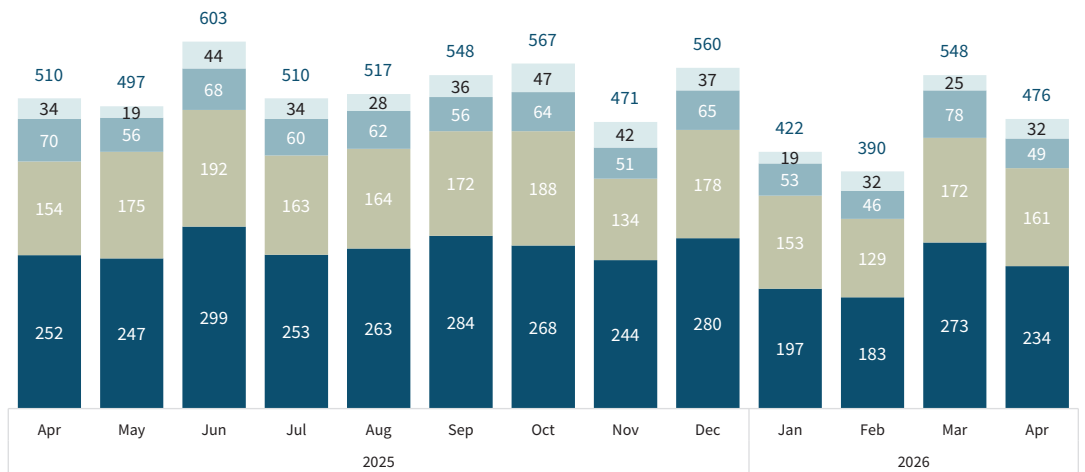
MEDIAN DOM



24 41

OAHU HAWAII MAUI KAUAI

SINGLE FAMILY HOMES



OF SALES

234

14.3% VS. LAST MONTH 7.1% VS. LAST YEAR

MEDIAN SALES PRICE

\$1,156,000

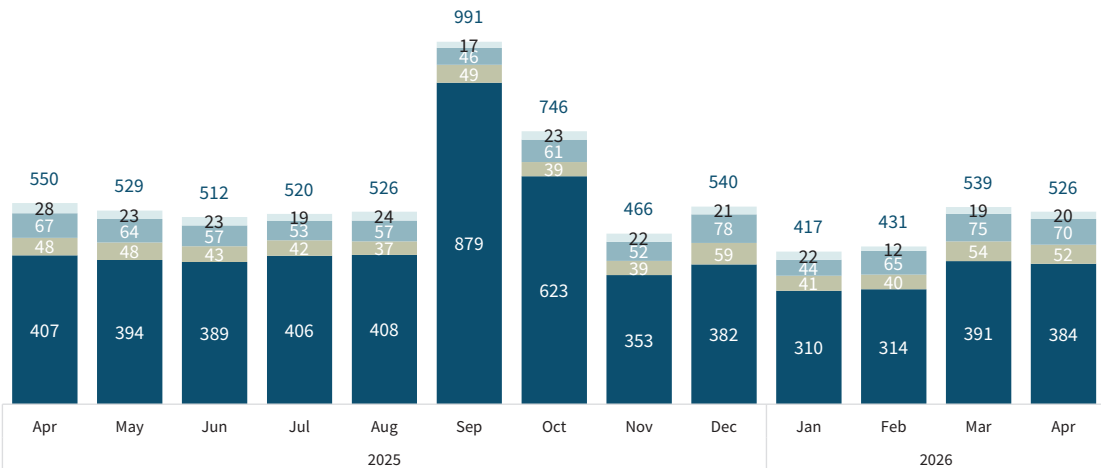
2.9% VS. LAST MONTH 0.3% VS. LAST YEAR

TOTAL \$ OF SALES

\$310,837,456

20.5% VS. LAST MONTH 11.8% VS. LAST YEAR

CONDOMINIUM



OF SALES

384

1.8% VS. LAST MONTH 5.7% VS. LAST YEAR

MEDIAN SALES PRICE

\$501,000

4.4% VS. LAST MONTH 1.8% VS. LAST YEAR

TOTAL \$ OF SALES

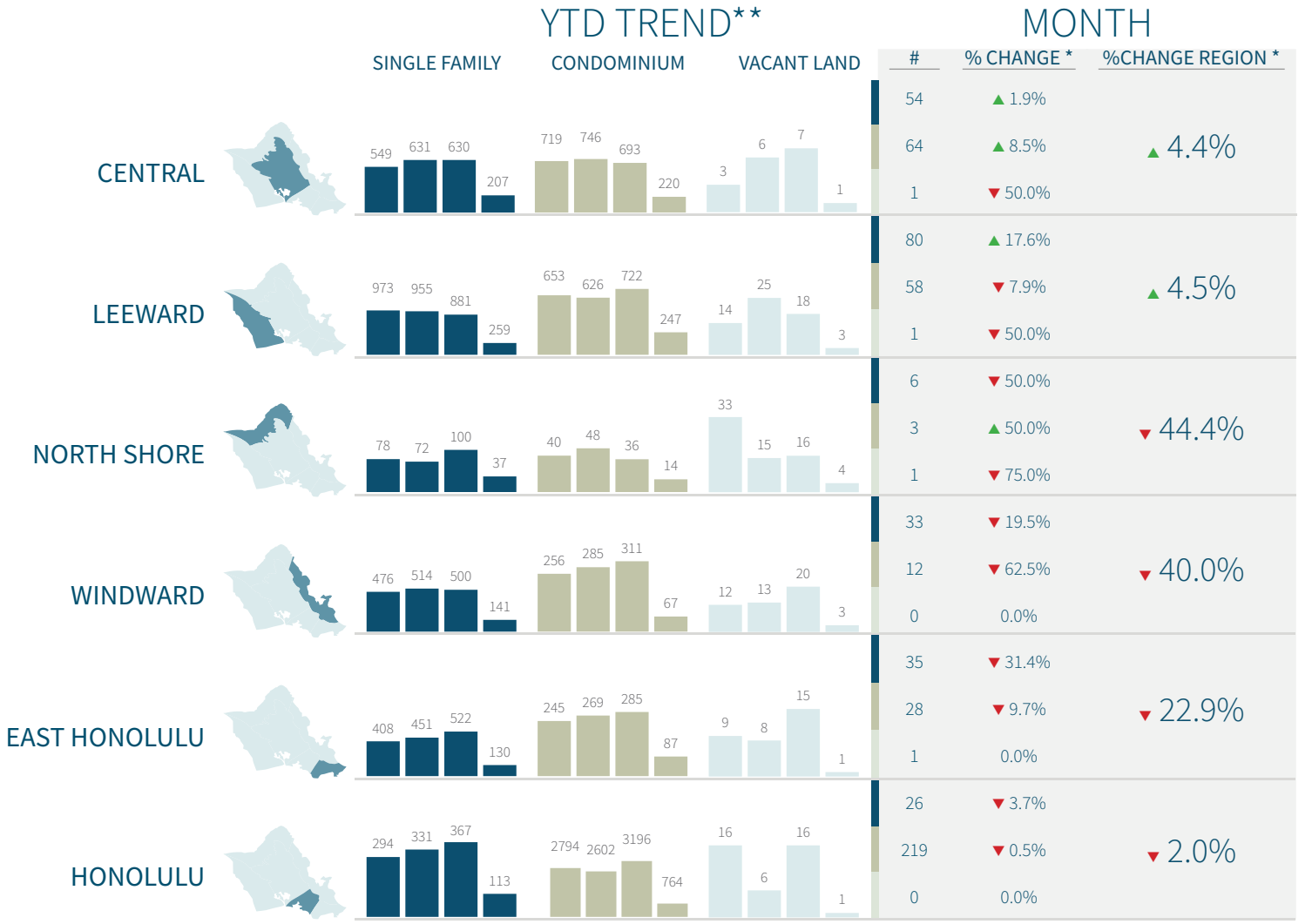
\$249,019,227

8.1% VS. LAST MONTH 1.0% VS. LAST YEAR

REGIONAL SALES NORTH OAHU

SALES COMPARISON

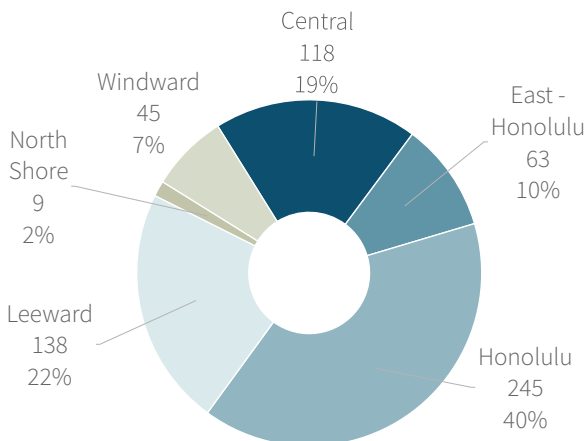
■ Single Family ■ Condominium ■ Vacant Land



**Year-over-year and current YTD shown

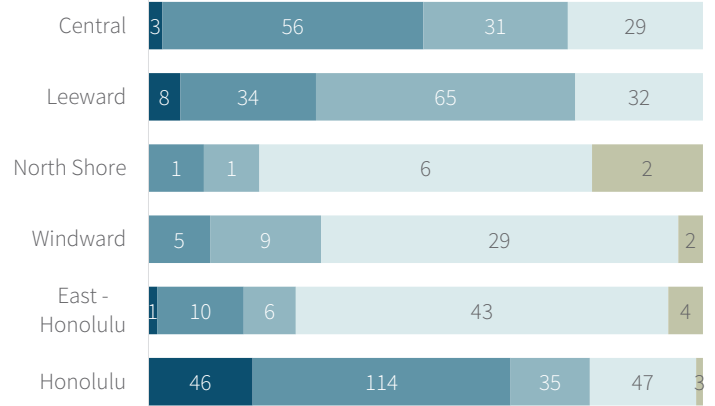
*vs. same month last year

SALES BY REGION



*excluding vacant land sales

SALES BY PRICE RANGE



■ < \$300K ■ \$300K - \$649K ■ \$650K - \$999K ■ \$1M - \$2.9M ■ \$3M+

NEIGHBORHOOD SALES NORTH OAHU

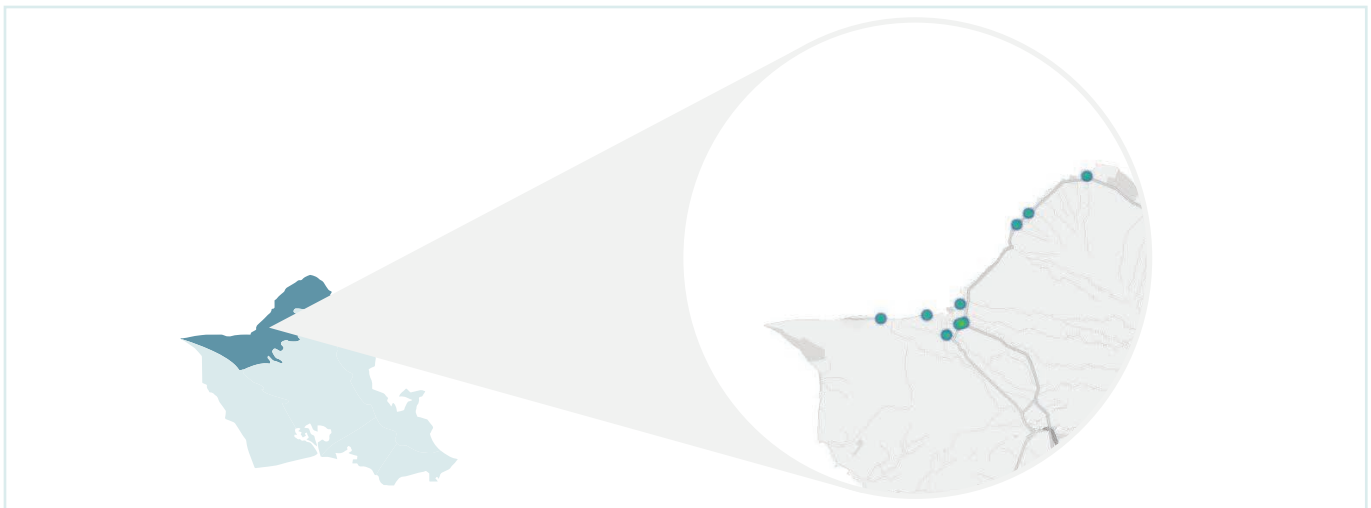
NEIGHBORHOOD COMPARISON

▲ Increase/Decrease vs. Last Year

● No Change or No Value vs. Last Year

| | SINGLE FAMILY HOMES | | | CONDOMINIUM | | |
|-------------|---------------------|-----------|-----------|-------------|------------|------------|
| | # | \$ AMT | MEDIAN | # | \$ AMT | MEDIAN |
| SUNSET AREA | 2 ▲ | \$6.2 M ▲ | \$3.1 M ▲ | -- | -- | -- |
| WAIALUA | 1 ▼ | \$1.2 M ▼ | \$1.2 M ▼ | 1- | \$580.0 K- | \$580.0 K- |
| KUILIMA | -- | -- | -- | 2- | \$6.7 M ▲ | \$3.4 M ▲ |
| PAALAAKAI | 1- | \$1.3 M ▲ | \$1.3 M ▲ | -- | -- | -- |
| HALEIWA | 1 ▼ | \$1.5 M ▼ | \$1.5 M ▲ | -- | -- | -- |
| MOKULEIA | 1 ▼ | \$1.4 M ▼ | \$1.4 M ▼ | -- | -- | -- |

MONTHLY SALES HEAT MAP



| TOP STREETS | # |
|-------------------|---|
| KUILIMA DRIVE | 2 |
| KE NUI ROAD | 1 |
| KAMAKAHALA STREET | 1 |
| HALEIWA ROAD | 1 |
| KE WAENA ROAD | 1 |
| HAONA STREET | 1 |
| APUHIHI STREET | 1 |
| HOOMANA PLACE | 1 |

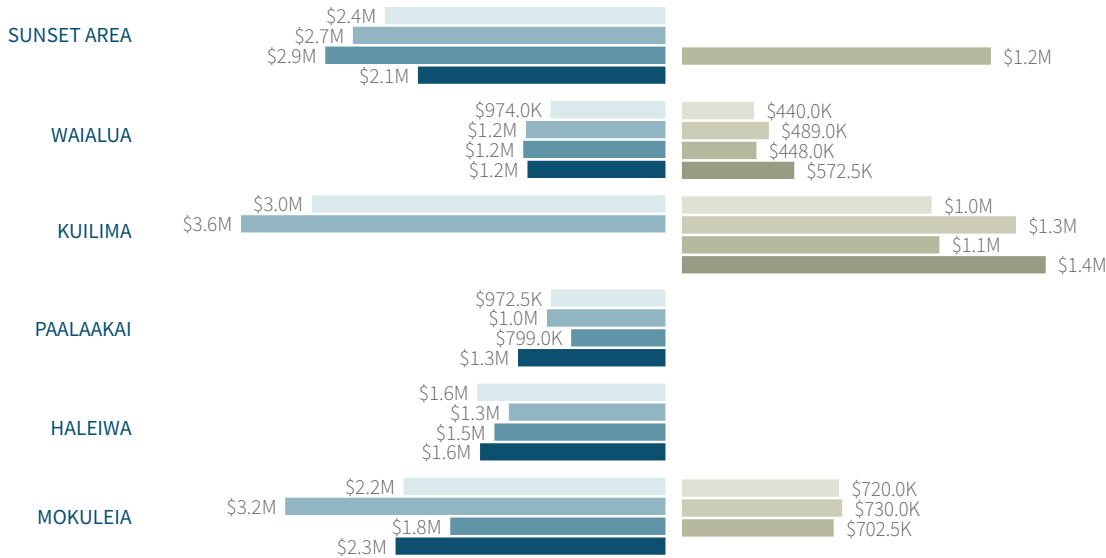
| TOP CONDO | # |
|----------------------------|---|
| KUILIMA ESTS WEST | 1 |
| ONO VISTA | 1 |
| OCEAN VILLAS AT TURTLE BAY | 1 |

YEAR TO DATE NORTH OAHU

SINGLE FAMILY MEDIAN

CONDOMINIUM MEDIAN

2023 2024 2025 2026



YEAR TO DATE STATISTICS



SINGLE FAMILY HOMES

OF SALES

37

⬇️ **2.6%** VS. LAST YEAR

MEDIAN SALES PRICE

\$1,550,000

⬆️ **3.2%** VS. LAST YEAR

TOTAL \$ OF SALES

\$72,543,000

⬇️ **8.5%** VS. LAST YEAR



CONDOMINIUM

OF SALES

14

⬇️ **0.0%** VS. LAST YEAR

MEDIAN SALES PRICE

\$907,500

⬆️ **71.2%** VS. LAST YEAR

TOTAL \$ OF SALES

\$16,772,000

⬆️ **69.9%** VS. LAST YEAR



VACANT LAND

OF SALES

4

⬇️ **55.6%** VS. LAST YEAR

MEDIAN SALES PRICE

\$1,150,000

⬆️ **48.4%** VS. LAST YEAR

TOTAL \$ OF SALES

\$5,200,000

⬇️ **58.7%** VS. LAST YEAR



ANNE JELEA DANG

Account Manager
North and West Oahu
(808)721-5287
annejelea.dang@tghawaii.com



KALA EVANS

Account Manager
Metro Oahu
(808)439-5691
kala.evans@tghawaii.com



TITLE GUARANTY
HAWAII

www.tghawaii.com