



TITLE GUARANTY HAWAII

NORTH OAHU RESIDENTIAL SALES REPORT APRIL 2024

ISLAND SALES

Single Family Condominium

AVERAGE LIST PRICE



\$1.4 M \$632.7 K

AVERAGE SOLD PRICE



\$1.4 M \$616.1 K

MAX SOLD PRICE



\$15.9 M \$3.8 M

% OF LIST PRICE RECEIVED



97.61% 97.38%

AVERAGE PRICE PER SQFT



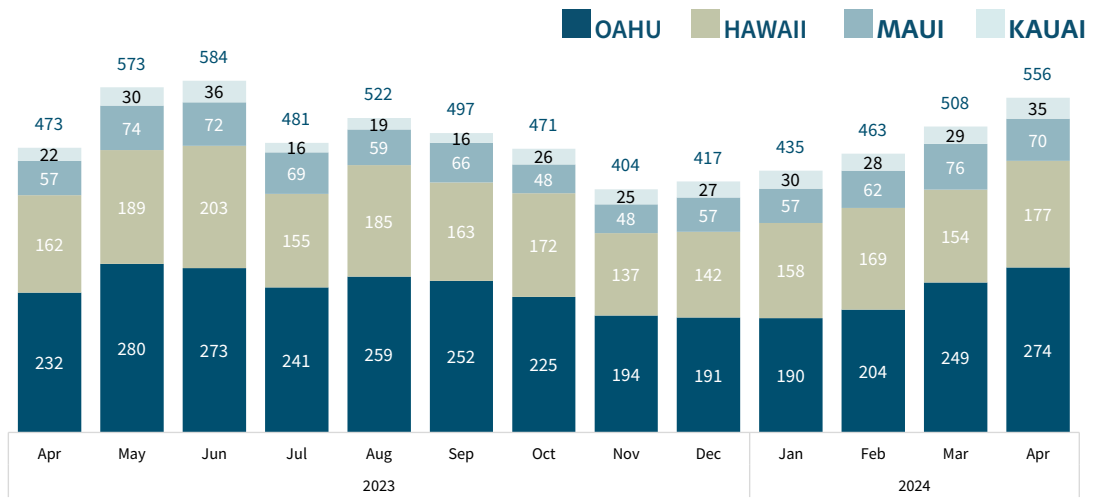
\$690.44 \$688.26

MEDIAN DOM



18 28

SINGLE FAMILY HOMES



OF SALES

274

10.0% VS. LAST MONTH 18.1% VS. LAST YEAR

MEDIAN SALES PRICE

\$1,080,000

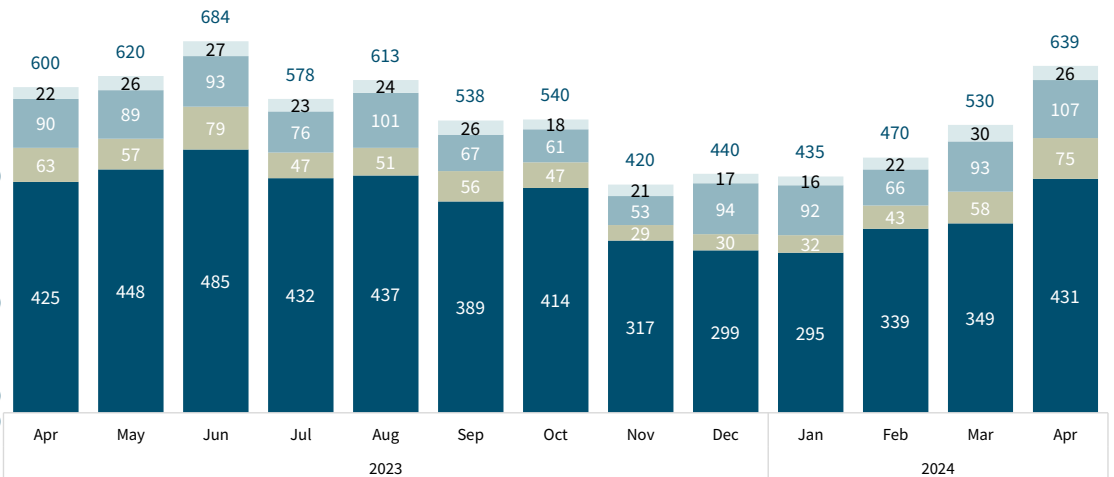
0.0% VS. LAST MONTH 10.2% VS. LAST YEAR

TOTAL \$ OF SALES

\$382,188,788

12.7% VS. LAST MONTH 37.4% VS. LAST YEAR

CONDOMINIUM



OF SALES

431

23.5% VS. LAST MONTH 1.4% VS. LAST YEAR

MEDIAN SALES PRICE

\$528,000

5.6% VS. LAST MONTH 5.8% VS. LAST YEAR

TOTAL \$ OF SALES

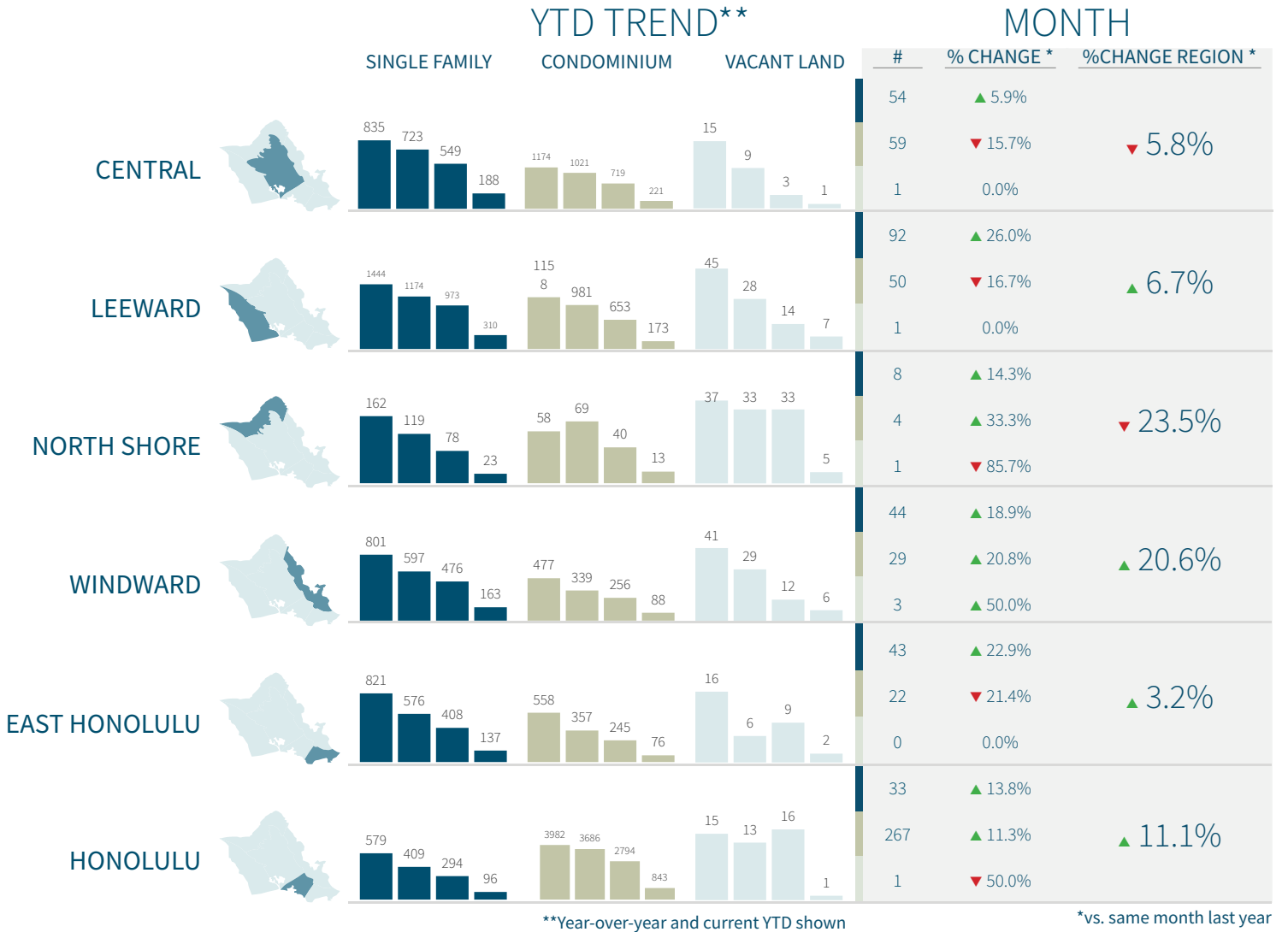
\$265,552,496

32.1% VS. LAST MONTH 4.0% VS. LAST YEAR

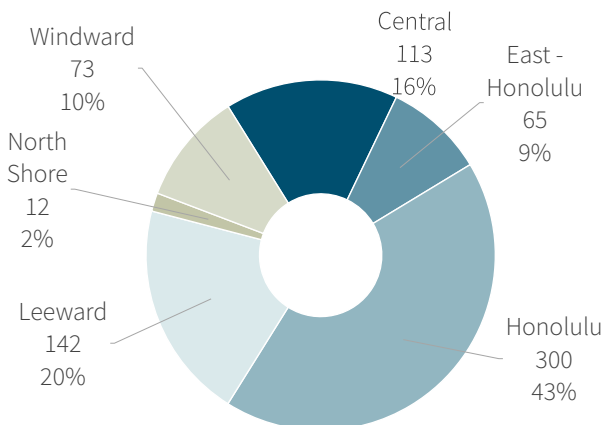
REGIONAL SALES NORTH OAHU

SALES COMPARISON

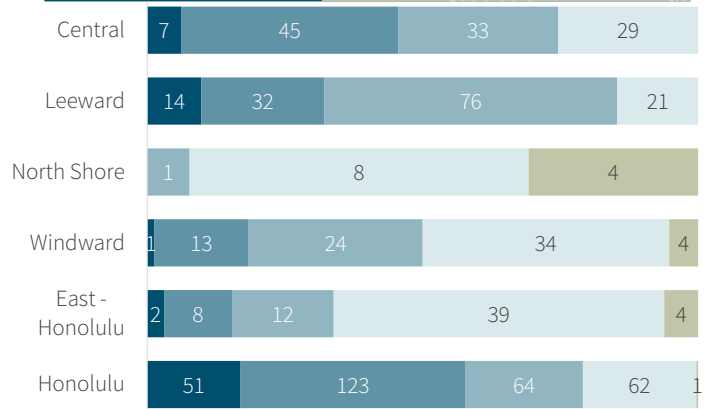
■ Single Family ■ Condominium ■ Vacant Land



SALES BY REGION



SALES BY PRICE RANGE



*excluding vacant land sales

■ < \$300K ■ \$300K - \$649K ■ \$650K - \$999K ■ \$1M - \$2.9M ■ \$3M+

NEIGHBORHOOD SALES NORTH OAHU

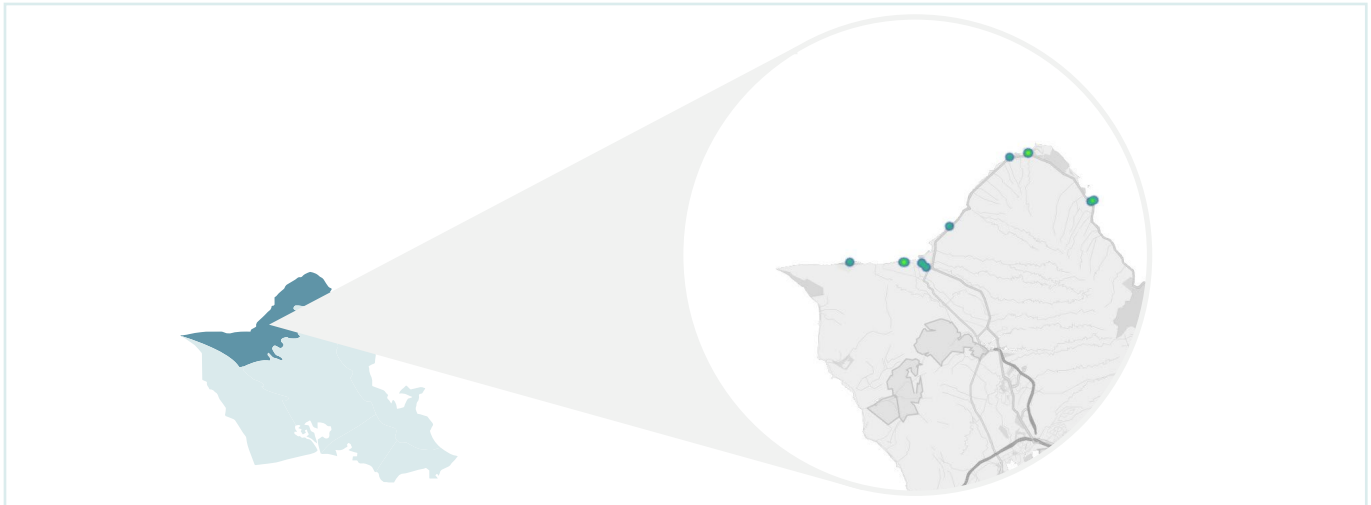
NEIGHBORHOOD COMPARISON

▲▼ Increase/Decrease vs. Last Year

● - No Change or No Value vs. Last Year

	SINGLE FAMILY HOMES			CONDOMINIUM		
	#	\$ AMT	MEDIAN	#	\$ AMT	MEDIAN
KUILIMA	1 -	\$3.6 M -	\$3.6 M -	3 ▲	\$6.9 M ▲	\$2.1 M ▲
WAIALUA	3 ▲	\$3.8 M ▲	\$1.2 M ▲	1 ▼	\$1.0 M ▼	\$1.0 M ▲
LAIE	2 -	\$3.6 M -	\$1.8 M -	--	--	--
KAWAILOA-NORTH SHORE	1 -	\$6.5 M -	\$6.5 M -	--	--	--
SUNSET AREA	1 -	\$2.0 M ▼	\$2.0 M ▼	--	--	--

MONTHLY SALES HEAT MAP



TOP STREETS	#
KUILIMA DRIVE	2
KAMEHAMEHA HIGHWAY	2
WAIALUA BEACH ROAD	1
NAUPAKA STREET	1
ELEKU KUILIMA PLACE	1
KAIEA PLACE	1
POHAKU LOA WAY	1
AU STREET	1
HALEIWA ROAD	1
KE NUI ROAD	1

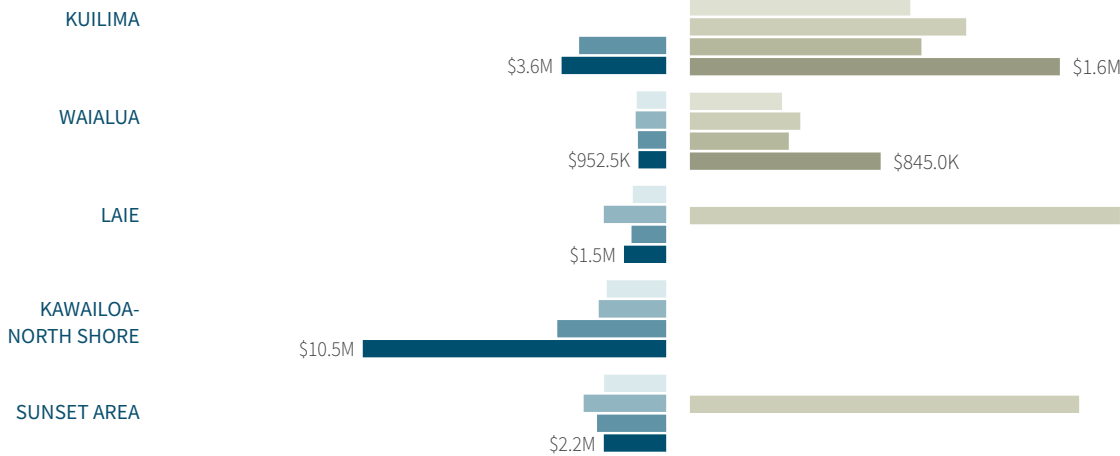
TOP CONDO	#
OCEAN VILLAS AT TURTLE BAY	1
KUILIMA ESTS WEST	1
KONANE KAI	1
KUILIMA ESTS EAST	1

YEAR TO DATE NORTH OAHU

SINGLE FAMILY MEDIAN

CONDOMINIUM MEDIAN

2021 2022 2023 2024



YEAR TO DATE STATISTICS



SINGLE FAMILY HOMES

OF SALES

23

⬇️ **4.2%** VS. LAST YEAR

MEDIAN SALES PRICE

\$1,700,000

⬆️ **40.3%** VS. LAST YEAR

TOTAL \$ OF SALES

\$66,236,000

⬆️ **56.7%** VS. LAST YEAR



CONDOMINIUM

OF SALES

13

⬆️ **8.3%** VS. LAST YEAR

MEDIAN SALES PRICE

\$1,012,500

⬆️ **9.8%** VS. LAST YEAR

TOTAL \$ OF SALES

\$16,335,500

⬆️ **17.2%** VS. LAST YEAR



VACANT LAND

OF SALES

5

⬆️ **44.4%** VS. LAST YEAR

MEDIAN SALES PRICE

\$1,755,000

⬆️ **160.0%** VS. LAST YEAR

TOTAL \$ OF SALES

\$15,405,000

⬆️ **65.4%** VS. LAST YEAR



ANNE JELEA DANG

Account Manager

West Oahu

(808) 721-5287

annejelea.dang@tghawaii.com

TG

TITLE GUARANTY
HAWAII

www.tghawaii.com