



TITLE GUARANTY HAWAII

NORTH OAHU RESIDENTIAL SALES REPORT MARCH 2026

ISLAND SALES

Single Family Condominium

AVERAGE LIST PRICE



\$1.5 M \$606.4 K

AVERAGE SOLD PRICE



\$1.4 M \$591.2 K

MAX SOLD PRICE



\$10.0 M \$3.0 M

% OF LIST PRICE RECEIVED



96.39% 97.49%

AVERAGE PRICE PER SQFT



\$690.85 \$657.67

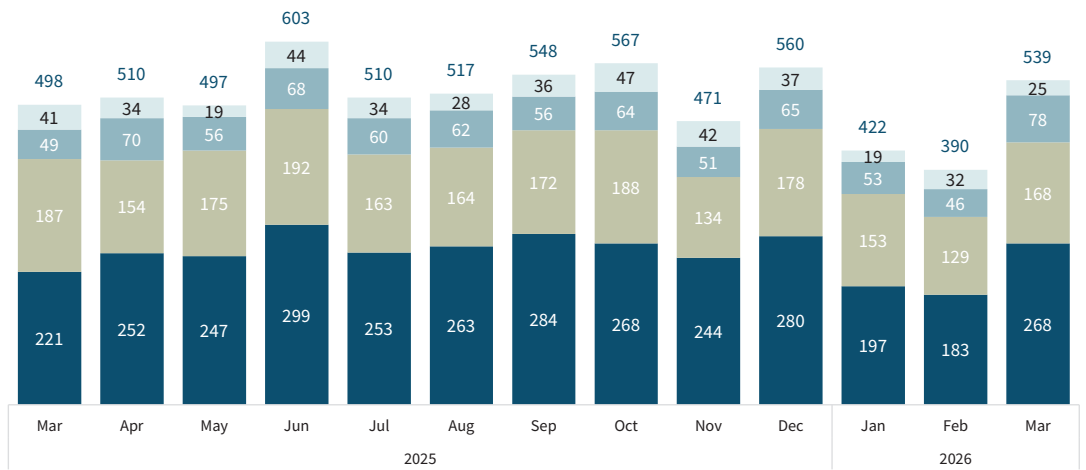
MEDIAN DOM



20 42

OAHU HAWAII MAUI KAUAI

SINGLE FAMILY HOMES



OF SALES

268

46.4% VS. LAST MONTH 21.3% VS. LAST YEAR

MEDIAN SALES PRICE

\$1,199,500

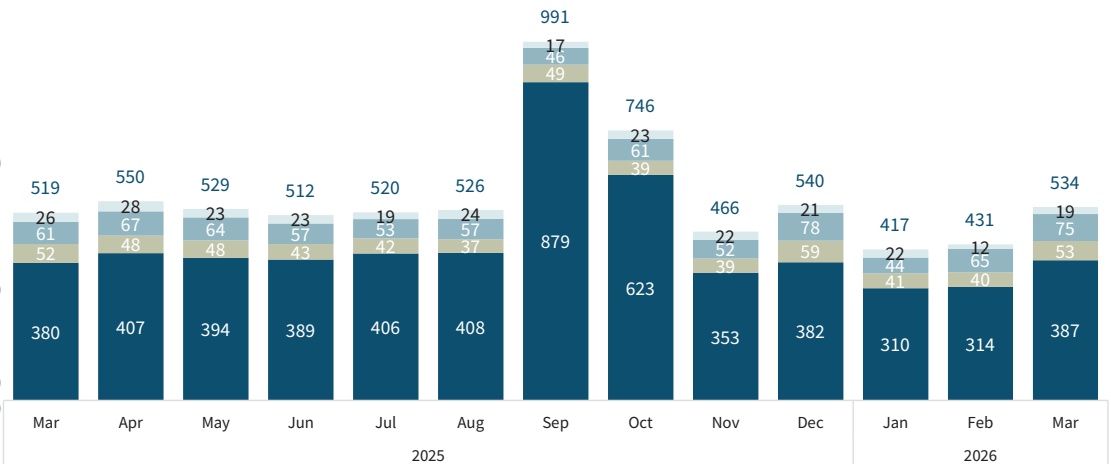
0.0% VS. LAST MONTH 4.3% VS. LAST YEAR

TOTAL \$ OF SALES

\$388,306,010

49.2% VS. LAST MONTH 1.5% VS. LAST YEAR

CONDOMINIUM



OF SALES

387

23.2% VS. LAST MONTH 1.8% VS. LAST YEAR

MEDIAN SALES PRICE

\$525,000

2.9% VS. LAST MONTH 4.0% VS. LAST YEAR

TOTAL \$ OF SALES

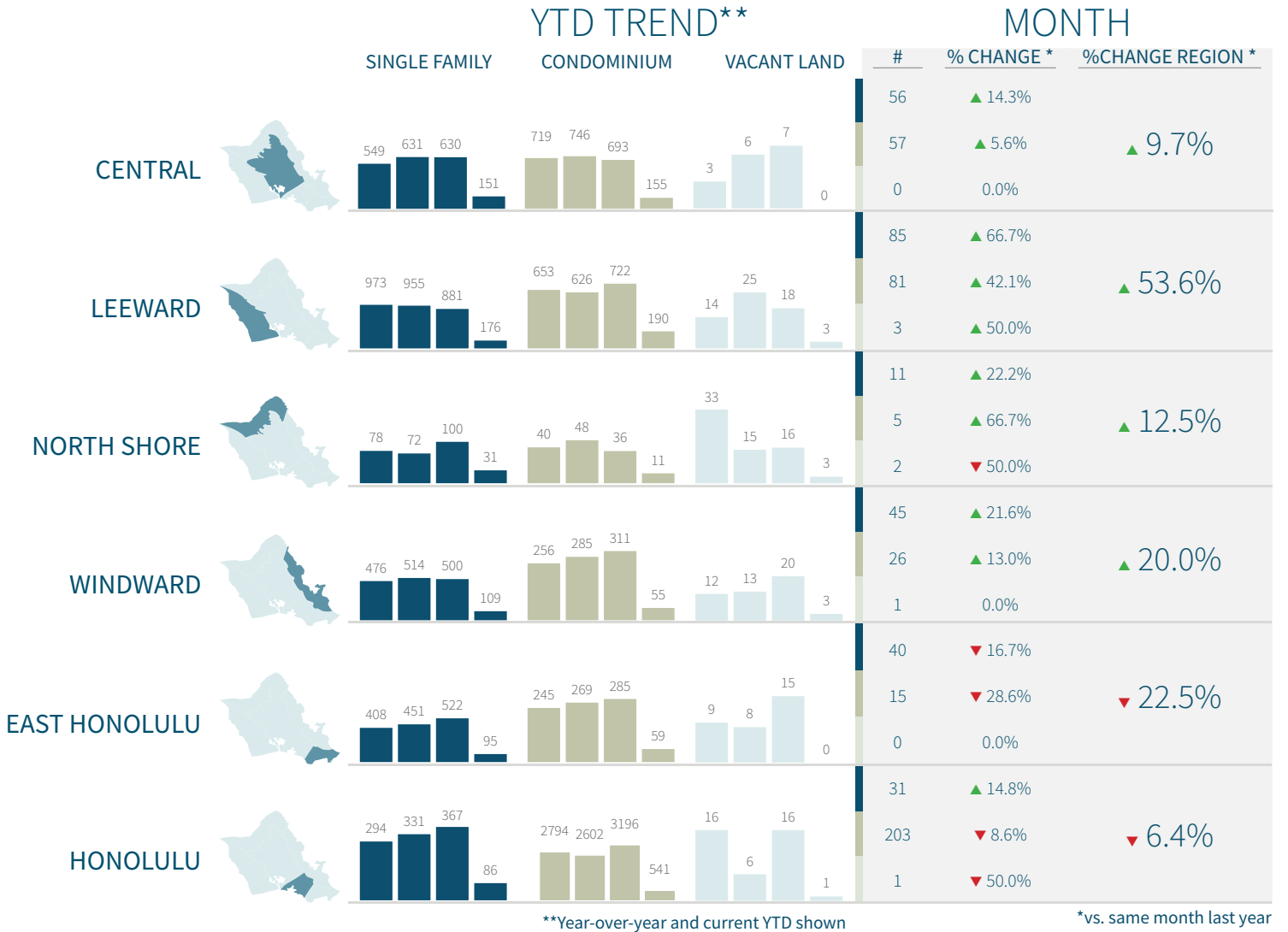
\$228,811,155

10.4% VS. LAST MONTH 1.7% VS. LAST YEAR

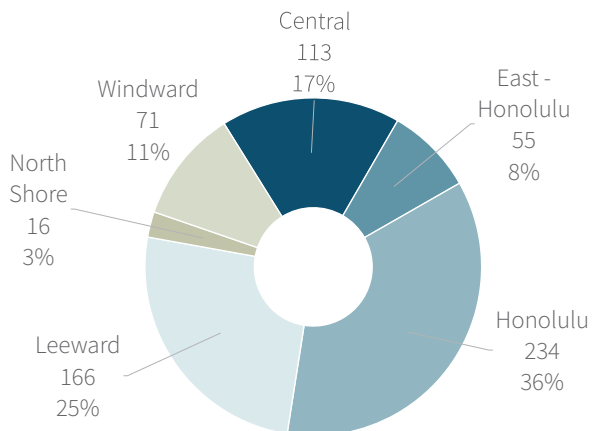
REGIONAL SALES NORTH OAHU

SALES COMPARISON

■ Single Family ■ Condominium ■ Vacant Land

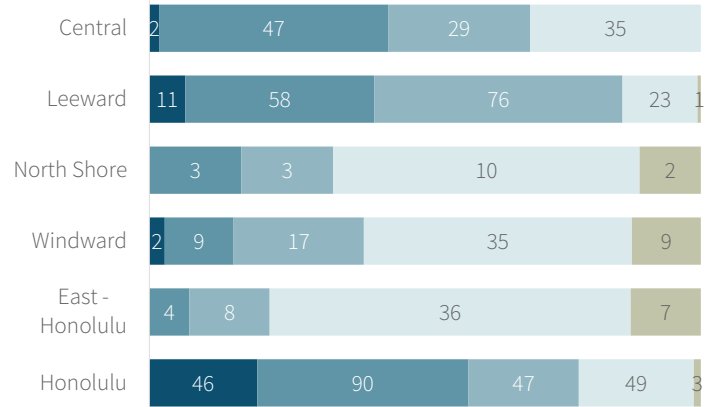


SALES BY REGION



*excluding vacant land sales

SALES BY PRICE RANGE



■ < \$300K ■ \$300K - \$649K ■ \$650K - \$999K ■ \$1M - \$2.9M ■ \$3M+

NEIGHBORHOOD SALES NORTH OAHU

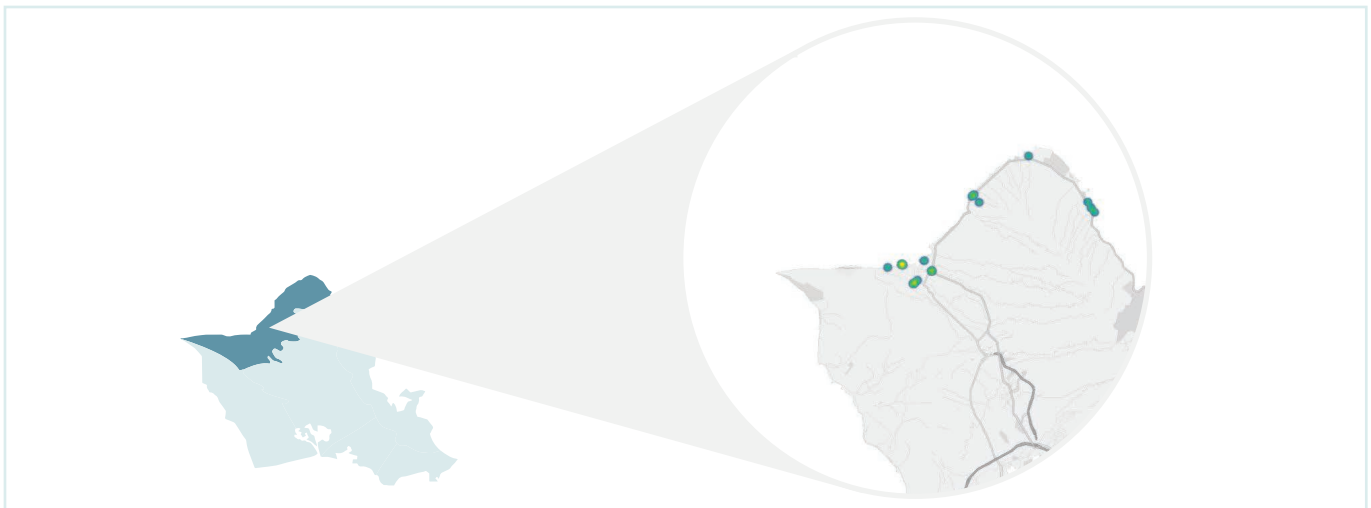
NEIGHBORHOOD COMPARISON

▲▼ Increase/Decrease vs. Last Year

● - No Change or No Value vs. Last Year

	SINGLE FAMILY HOMES			CONDOMINIUM		
	#	\$ AMT	MEDIAN	#	\$ AMT	MEDIAN
WAIALUA	3 -	\$3.5 M ▼	\$1.3 M ▼	4 ▲	\$2.4 M ▲	\$529.0 K ▲
LAIE	3 ▲	\$4.0 M ▲	\$1.4 M ▲	--	--	--
SUNSET AREA	2 ▲	\$5.9 M ▲	\$3.0 M ▲	--	--	--
PUPUKEA	1 ▼	\$1.9 M ▼	\$1.9 M ▼	--	--	--
KUILIMA	--	--	--	1 -	\$1.2 M -	\$1.2 M -
HALEIWA	1 -	\$1.2 M ▼	\$1.2 M ▼	--	--	--
MOKULEIA	1 -	\$4.0 M -	\$4.0 M -	--	--	--

MONTHLY SALES HEAT MAP



TOP STREETS	#
KAMEHAMEHA HIGHWAY	2
AU STREET	2
KANOENA STREET	1
ALAPII STREET	1
ELEKU KUILIMA PLACE	1
APUHIHI STREET	1
KANE PLACE	1
AKULE STREET	1
ALAPIO ROAD	1
CROZIER DRIVE	1

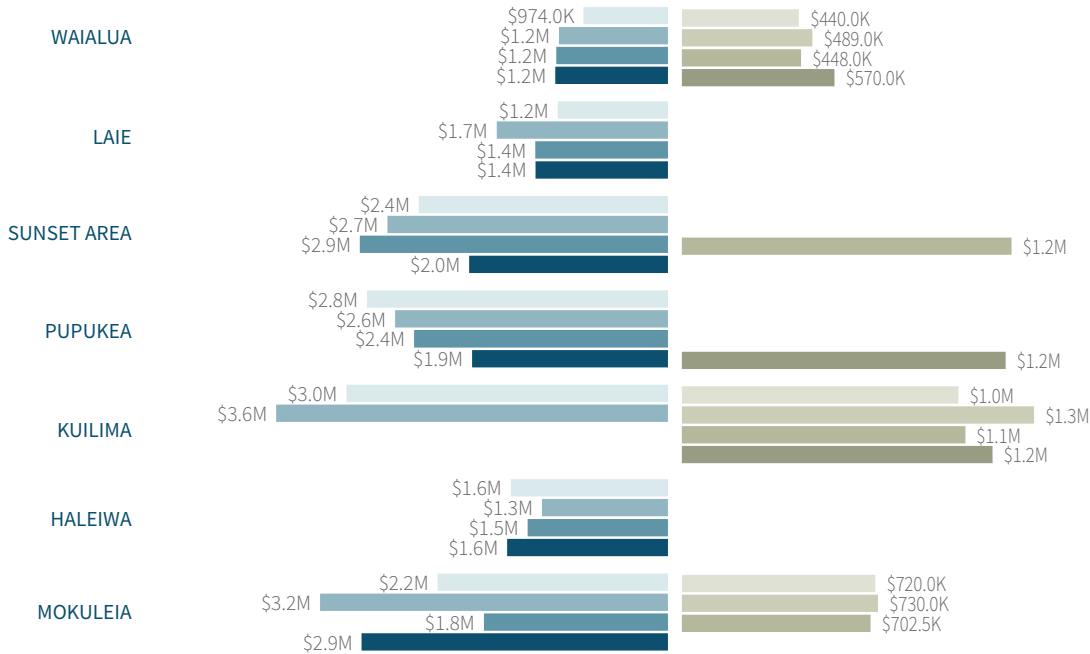
TOP CONDO	#
ONO VISTA	1
KONANE KAI	1
PUIKI HALE	1
KUILIMA ESTS EAST	1
MOKULEIA SANDS	1

YEAR TO DATE NORTH OAHU

SINGLE FAMILY MEDIAN

CONDOMINIUM MEDIAN

2023 2024 2025 2026



YEAR TO DATE STATISTICS



SINGLE FAMILY HOMES

OF SALES

31

↑ **19.2%** VS. LAST YEAR

MEDIAN SALES PRICE

\$1,575,000

↑ **0.6%** VS. LAST YEAR

TOTAL \$ OF SALES

\$61,053,000

↑ **13.4%** VS. LAST YEAR



CONDOMINIUM

OF SALES

11

↓ **8.3%** VS. LAST YEAR

MEDIAN SALES PRICE

\$890,000

↑ **94.5%** VS. LAST YEAR

TOTAL \$ OF SALES

\$9,492,000

↑ **36.8%** VS. LAST YEAR



VACANT LAND

OF SALES

3

↓ **40.0%** VS. LAST YEAR

MEDIAN SALES PRICE

\$1,600,000

↑ **77.8%** VS. LAST YEAR

TOTAL \$ OF SALES

\$4,500,000

↓ **54.0%** VS. LAST YEAR



ANNE JELEA DANG

Account Manager
North and West Oahu
(808)721-5287
annejelea.dang@tghawaii.com



KALA EVANS

Account Manager
Metro Oahu
(808)439-5691
kala.evans@tghawaii.com



TITLE GUARANTY
HAWAII

www.tghawaii.com