



TITLE GUARANTY HAWAII

NORTH OAHU RESIDENTIAL SALES REPORT MARCH 2024 ISLAND SALES

Single Family Condominium

AVERAGE LIST PRICE



\$1.4 M \$587.4 K

AVERAGE SOLD PRICE



\$1.4 M \$577.0 K

MAX SOLD PRICE



\$13.0 M \$3.0 M

% OF LIST PRICE RECEIVED



98.23% 98.23%

AVERAGE PRICE PER SQFT



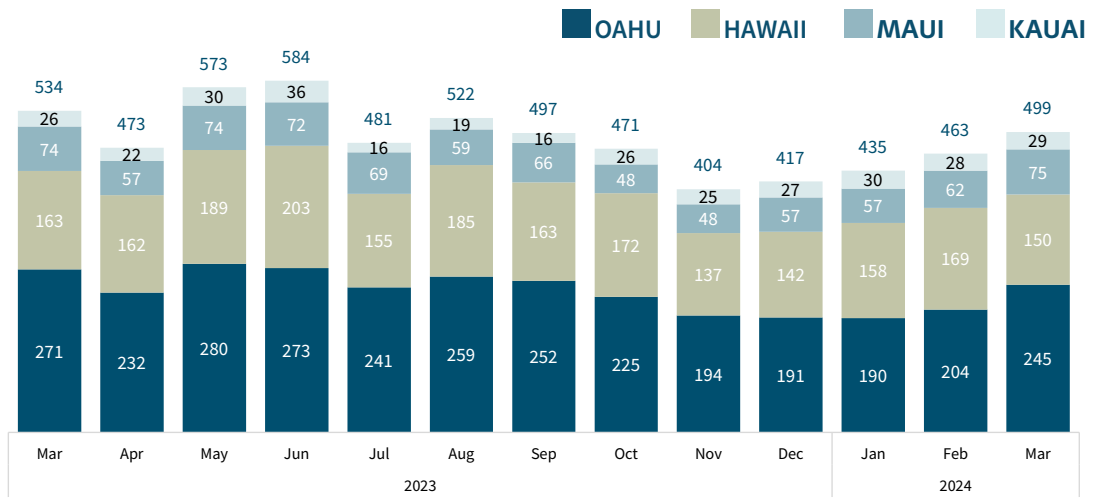
\$665.48 \$673.35

MEDIAN DOM



29 29

SINGLE FAMILY HOMES



# OF SALES

245

20.1% vs. last month, 9.6% vs. last year

MEDIAN SALES PRICE

\$1,070,000

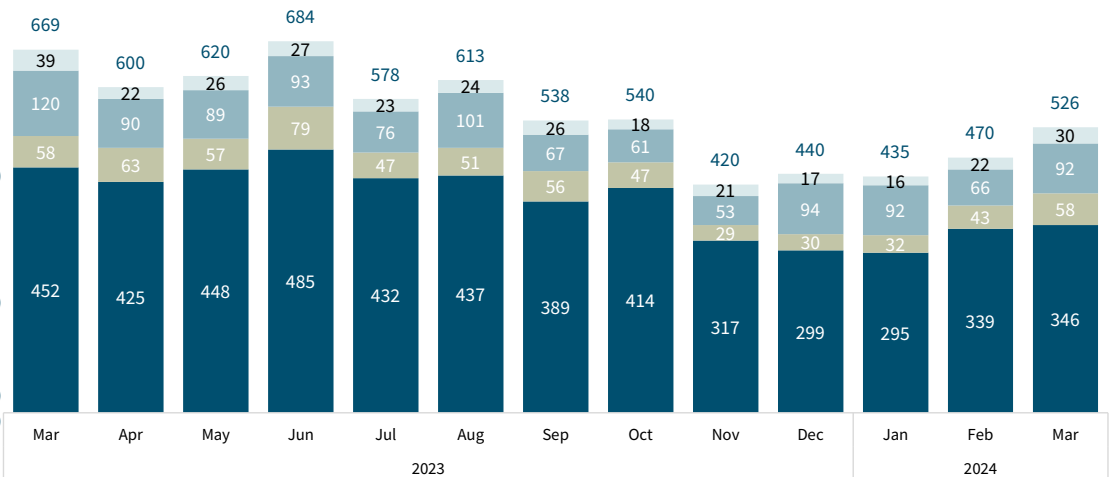
0.9% vs. last month, 1.9% vs. last year

TOTAL \$ OF SALES

\$333,347,440

18.0% vs. last month, 9.0% vs. last year

CONDOMINIUM



# OF SALES

346

2.1% vs. last month, 23.5% vs. last year

MEDIAN SALES PRICE

\$500,000

2.0% vs. last month, 6.1% vs. last year

TOTAL \$ OF SALES

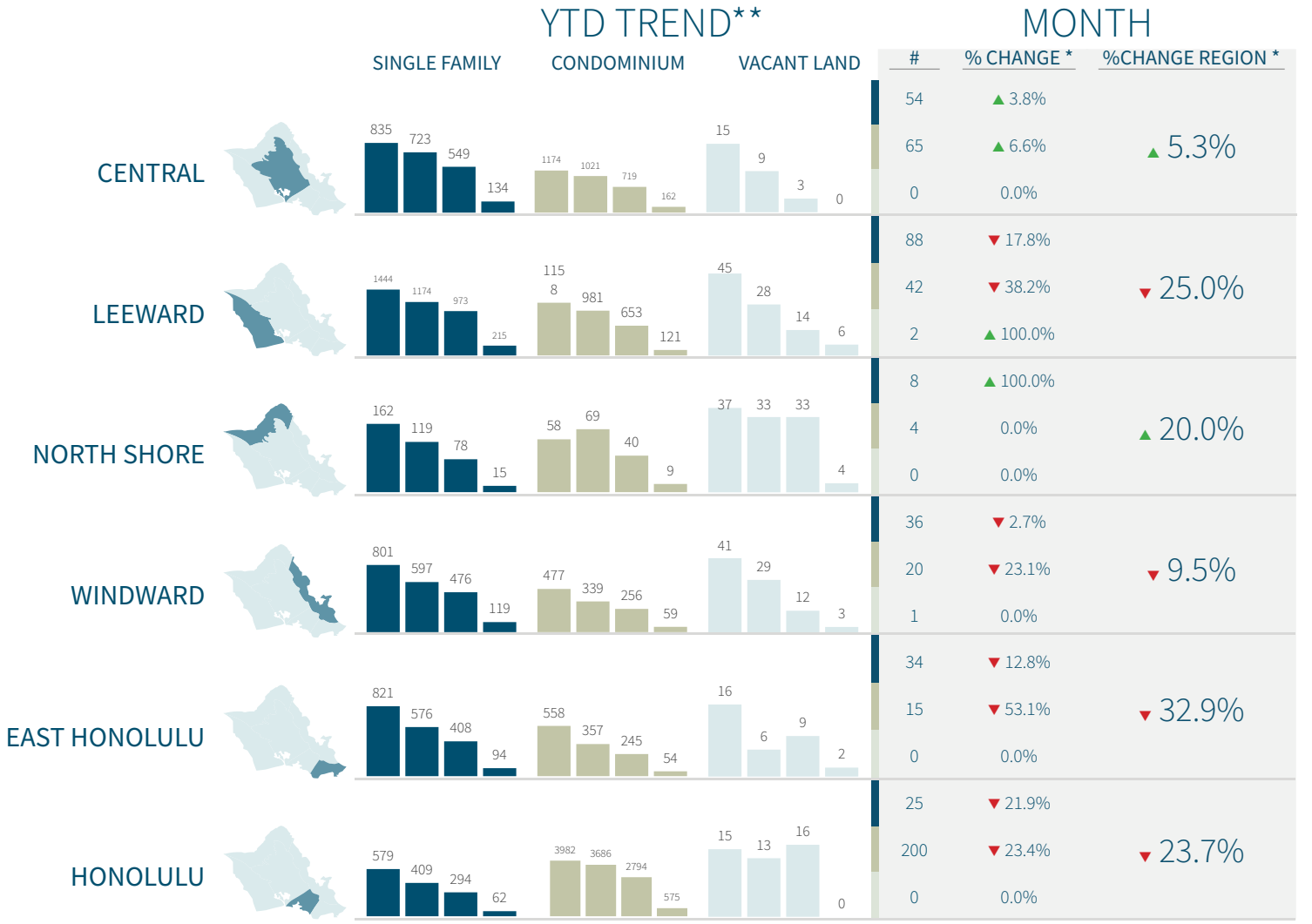
\$199,647,883

1.6% vs. last month, 31.4% vs. last year

# REGIONAL SALES NORTH OAHU

## SALES COMPARISON

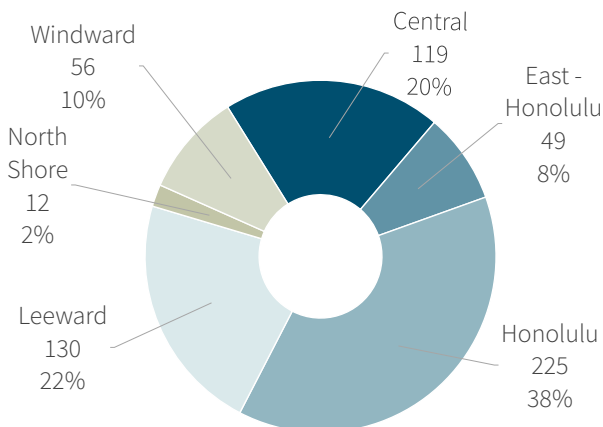
■ Single Family ■ Condominium ■ Vacant Land



\*\*Year-over-year and current YTD shown

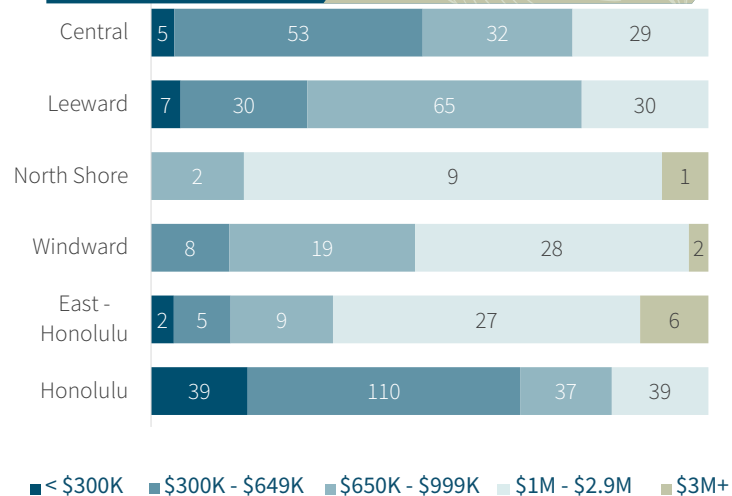
\*vs. same month last year

## SALES BY REGION



\*excluding vacant land sales

## SALES BY PRICE RANGE



■ < \$300K ■ \$300K - \$649K ■ \$650K - \$999K ■ \$1M - \$2.9M ■ \$3M+

# NEIGHBORHOOD SALES NORTH OAHU

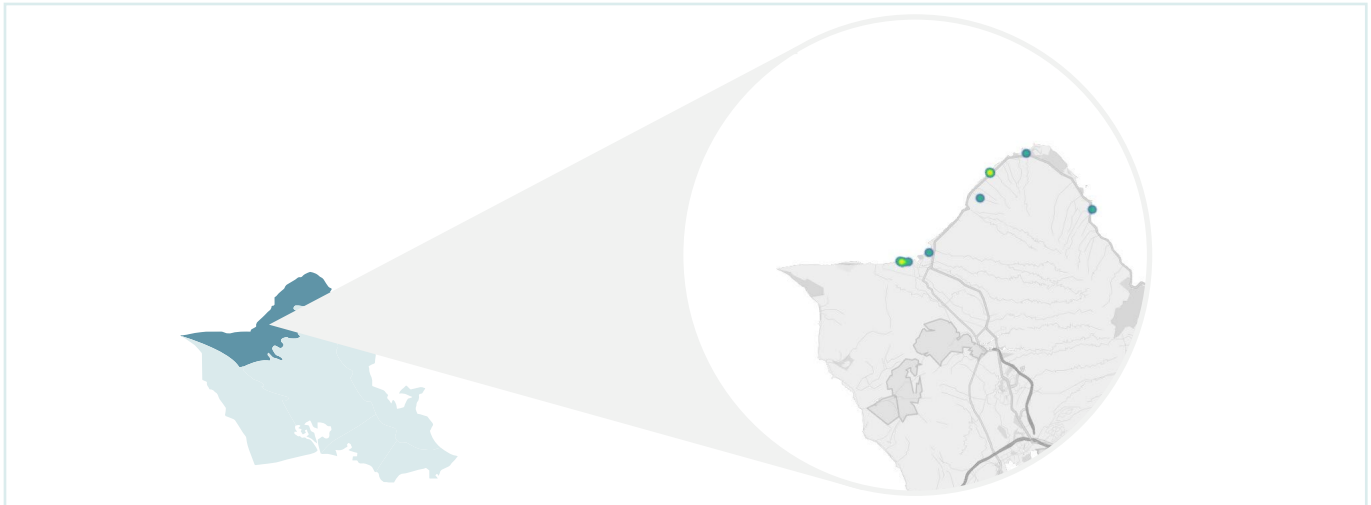
## NEIGHBORHOOD COMPARISON

▲▼ Increase/Decrease vs. Last Year

● - No Change or No Value vs. Last Year

	SINGLE FAMILY HOMES			CONDOMINIUM		
	#	\$ AMT	MEDIAN	#	\$ AMT	MEDIAN
WAIALUA	1 ▼	\$800.0 K ▼	\$800.0 K ▼	2 -	\$1.9 M -	\$928.8 K -
SUNSET AREA	3 -	\$14.8 M -	\$2.2 M -	--	--	--
KUILIMA	--	--	--	2 ▼	\$3.1 M ▼	\$1.5 M ▲
AG/PRESERVE	1 -	\$1.4 M -	\$1.4 M -	--	--	--
HALEIWA	1 -	\$1.7 M ▲	\$1.7 M ▲	--	--	--
PUPUKEA	1 -	\$2.9 M -	\$2.9 M -	--	--	--
LAIE	1 -	\$1.7 M -	\$1.7 M -	--	--	--

## MONTHLY SALES HEAT MAP



TOP STREETS	#
KUILIMA DRIVE	2
AU STREET	2
HOALUA STREET	2
NAOIWI LANE	1
KAMEHAMEHA HIGHWAY	1
AWEOWEO STREET	1
WILINAU ROAD	1
HOLAWA STREET	1
KAIMANU PLACE	1

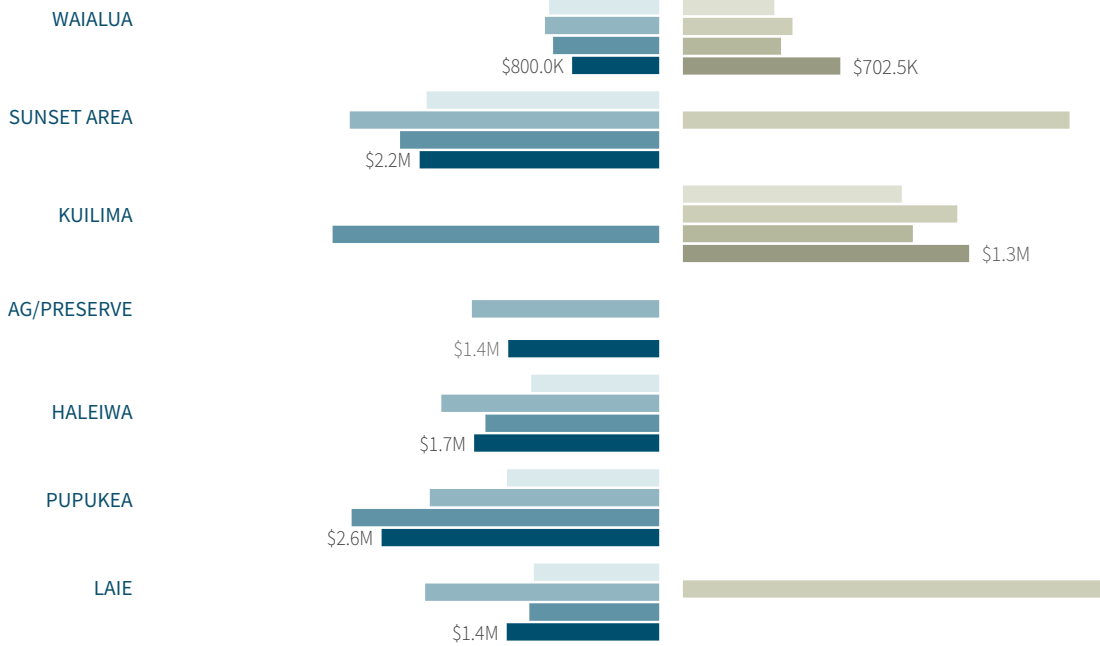
TOP CONDO	#
KUILIMA ESTS WEST	2
KONANE KAI	2

# YEAR TO DATE NORTH OAHU

## SINGLE FAMILY MEDIAN

## CONDOMINIUM MEDIAN

2021 2022 2023 2024



## YEAR TO DATE STATISTICS



### SINGLE FAMILY HOMES

# OF SALES

**15**

↓ **11.8%** VS. LAST YEAR

MEDIAN SALES PRICE

**\$1,700,000**

↑ **41.9%** VS. LAST YEAR

TOTAL \$ OF SALES

**\$46,732,000**

↑ **76.7%** VS. LAST YEAR



### CONDOMINIUM

# OF SALES

**9**

↓ **0.0%** VS. LAST YEAR

MEDIAN SALES PRICE

**\$935,000**

↓ **6.5%** VS. LAST YEAR

TOTAL \$ OF SALES

**\$8,460,500**

↓ **28.4%** VS. LAST YEAR



### VACANT LAND

# OF SALES

**4**

↑ **100.0%** VS. LAST YEAR

MEDIAN SALES PRICE

**\$1,377,500**

↓ **92.6%** VS. LAST YEAR

TOTAL \$ OF SALES

**\$9,005,000**

↓ **75.7%** VS. LAST YEAR



**ANNE JELEA DANG**

Account Manager

West Oahu

(808) 721-5287

annejelea.dang@tghawaii.com

**TG**

TITLE GUARANTY  
HAWAII

www.tghawaii.com