



TITLE GUARANTY HAWAII

METRO OAHU RESIDENTIAL SALES REPORT APRIL 2024

ISLAND SALES

Single Family Condominium

AVERAGE LIST PRICE



\$1.4 M \$632.7 K

AVERAGE SOLD PRICE



\$1.4 M \$616.1 K

MAX SOLD PRICE



\$15.9 M \$3.8 M

% OF LIST PRICE RECEIVED



97.61% 97.38%

AVERAGE PRICE PER SQFT



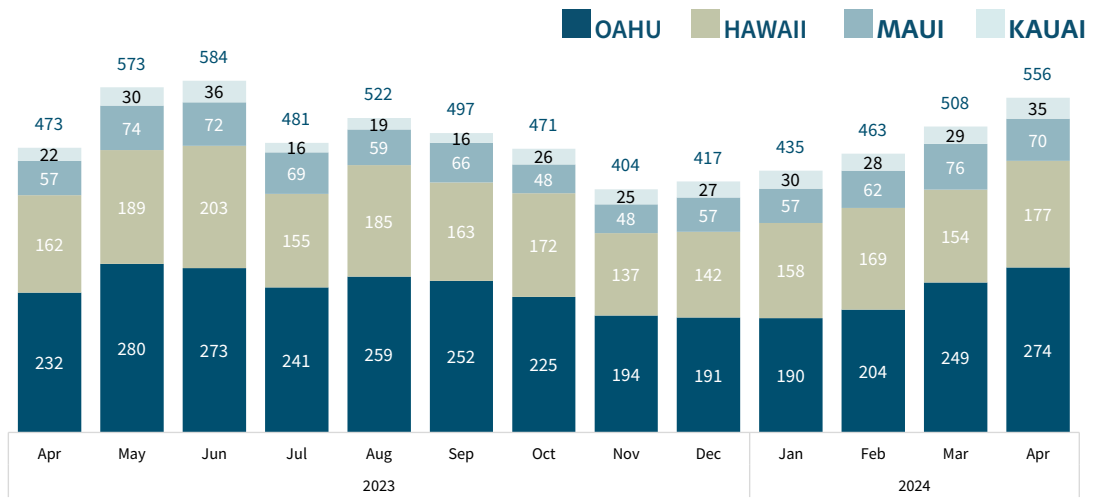
\$690.44 \$688.26

MEDIAN DOM



18 28

SINGLE FAMILY HOMES



OF SALES

274

10.0% VS. LAST MONTH 18.1% VS. LAST YEAR

MEDIAN SALES PRICE

\$1,080,000

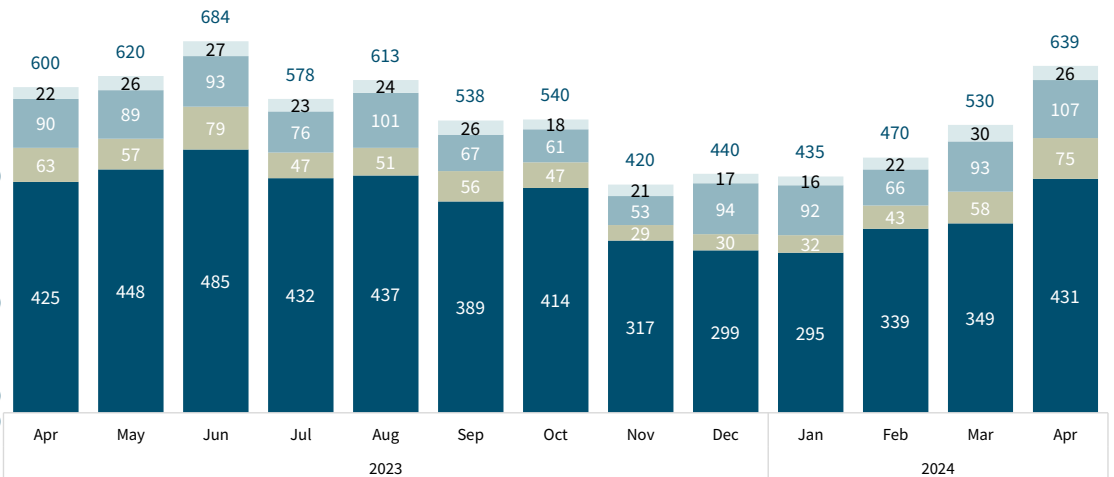
0.0% VS. LAST MONTH 10.2% VS. LAST YEAR

TOTAL \$ OF SALES

\$382,188,788

12.7% VS. LAST MONTH 37.4% VS. LAST YEAR

CONDOMINIUM



OF SALES

431

23.5% VS. LAST MONTH 1.4% VS. LAST YEAR

MEDIAN SALES PRICE

\$528,000

5.6% VS. LAST MONTH 5.8% VS. LAST YEAR

TOTAL \$ OF SALES

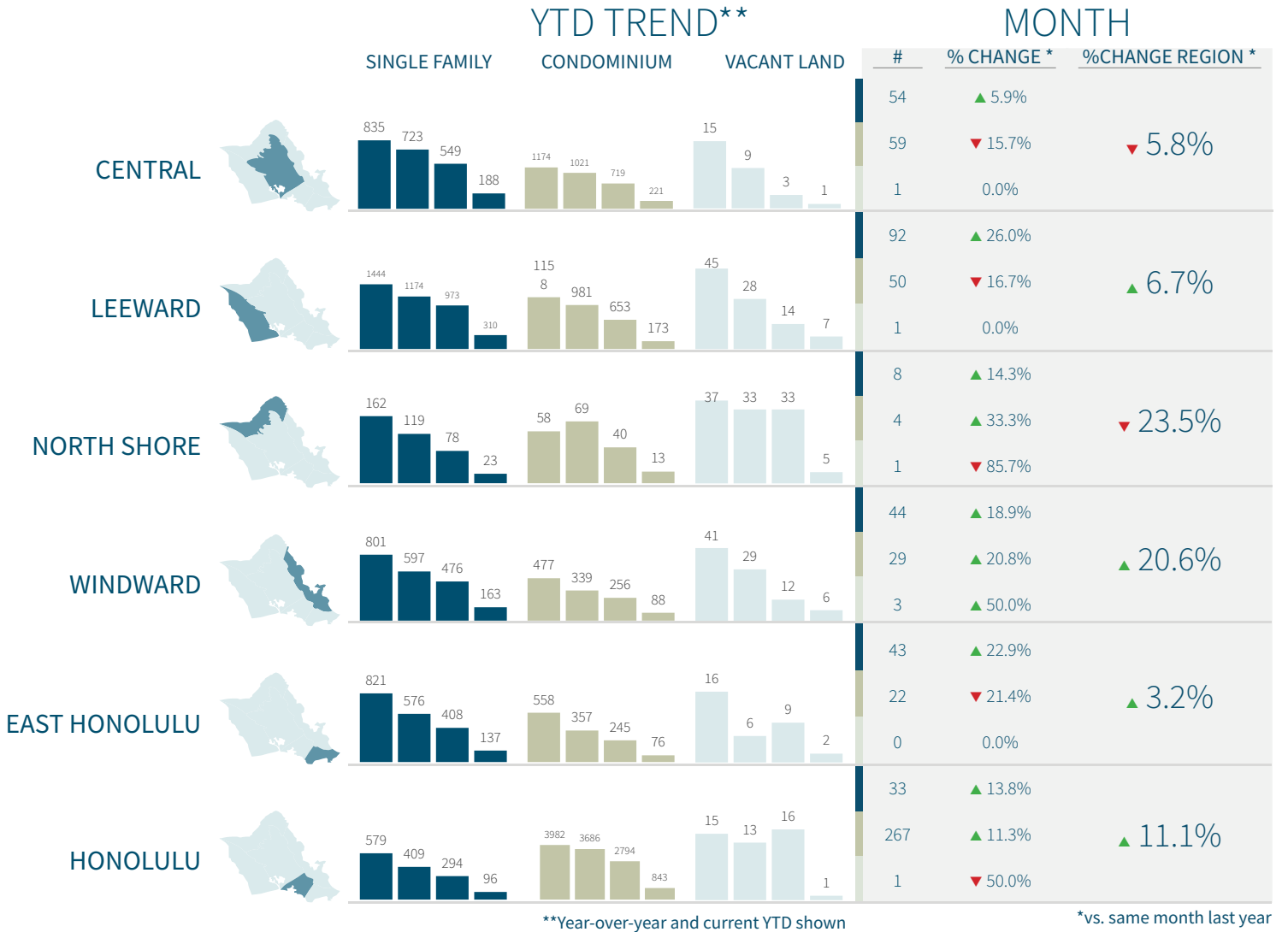
\$265,552,496

32.1% VS. LAST MONTH 4.0% VS. LAST YEAR

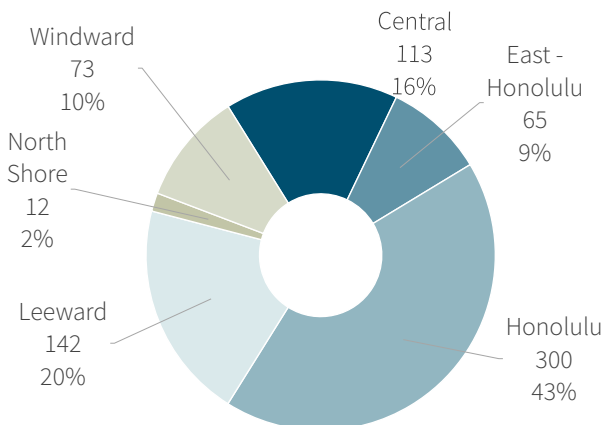
REGIONAL SALES METRO OAHU

SALES COMPARISON

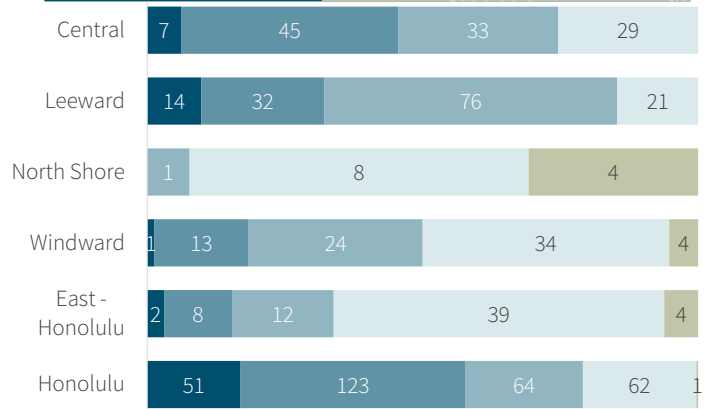
■ Single Family ■ Condominium ■ Vacant Land



SALES BY REGION



SALES BY PRICE RANGE



*excluding vacant land sales

■ < \$300K ■ \$300K - \$649K ■ \$650K - \$999K ■ \$1M - \$2.9M ■ \$3M+

NEIGHBORHOOD SALES METRO OAHU

NEIGHBORHOOD COMPARISON

▲ Increase/Decrease vs. Last Year

● No Change or No Value vs. Last Year

	SINGLE FAMILY HOMES			CONDOMINIUM		
	#	\$ AMT	MEDIAN	#	\$ AMT	MEDIAN
WAIKIKI	--	--	--	106 ▲	\$59.1 M ▲	\$482.5 K ▲
KAKAAKO	--	--	--	46 ▲	\$48.7 M ▲	\$876.5 K ▼
MAKIKI AREA	3 ▲	\$5.1 M ▲	\$1.7 M ▲	16 ▲	\$7.6 M ▲	\$387.5 K ▼
SALT LAKE	3 -	\$4.6 M -	\$1.5 M -	13 ▼	\$6.1 M ▼	\$462.0 K ▲
PUNCHBOWL AREA	2 -	\$1.7 M -	\$829.0 K -	12 ▲	\$5.8 M ▲	\$432.5 K ▼
ALA MOANA	--	--	--	13 ▲	\$7.7 M ▲	\$330.0 K ▼
DOWNTOWN	--	--	--	11 ▲	\$5.4 M ▲	\$375.0 K ▲
HOLIDAY MART	--	--	--	10 ▲	\$8.0 M ▲	\$745.0 K ▲
KAPIOLANI	--	--	--	8 -	\$4.7 M ▲	\$609.5 K ▲
KALIHI VALLEY	4 ▲	\$3.5 M ▲	\$880.0 K ▼	--	--	--

MONTHLY SALES HEAT MAP



TOP STREETS	#
ALA MOANA BOULEVARD	28
ALA WAI BOULEVARD	21
KAPIOLANI BOULEVARD	19
KALAKAUA AVENUE	16
KUHIO AVENUE	11
QUEEN STREET	10
ATKINSON DRIVE	7
NUUANU AVENUE	7
AUAHI STREET	7
ENA ROAD	6

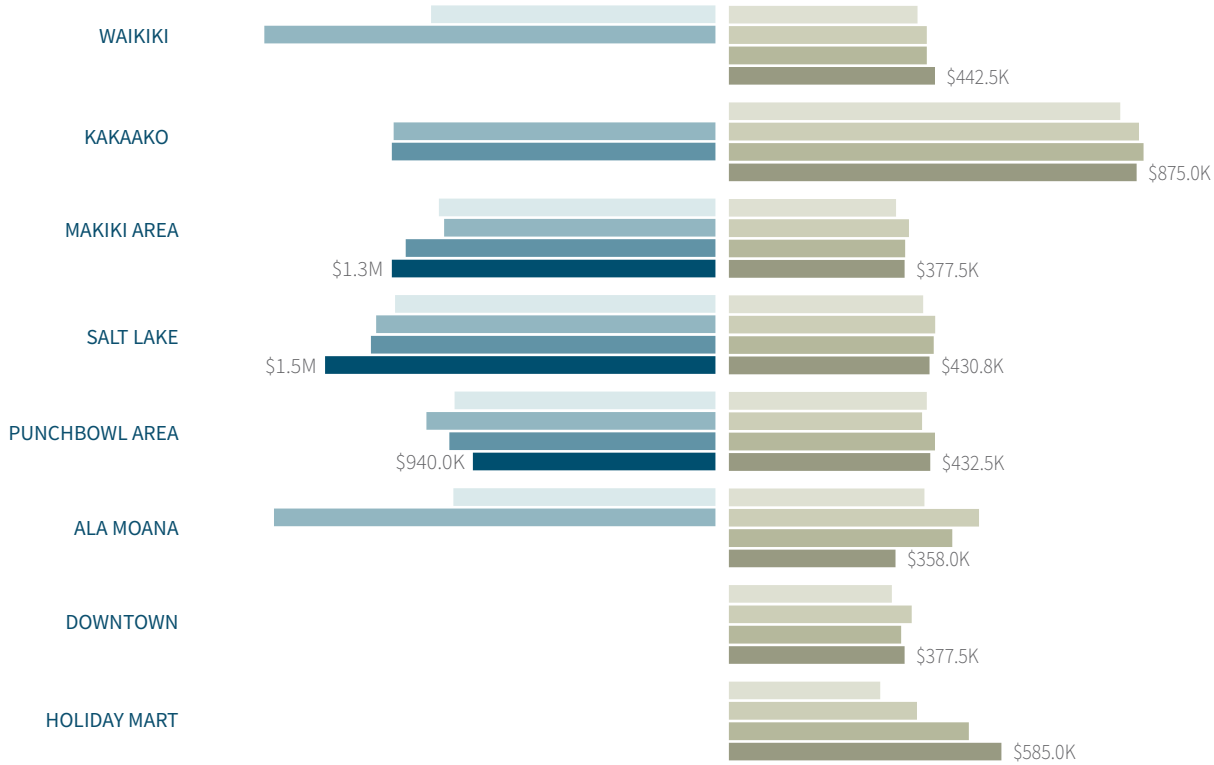
TOP CONDO	#
ILIKAI APT BLDG	10
ALA MOANA HOTEL CONDO	7
AE'O	5
KOULA	5
THE COLLECTION	5
ISLAND COLONY	5
CENTURY CENTER	4
SYMPHONY HONOLULU	4
PLAZA LANDMARK	4
QUEEN EMMA GARDENS	4

YEAR TO DATE METRO OAHU

SINGLE FAMILY MEDIAN

CONDOMINIUM MEDIAN

2021 2022 2023 2024



YEAR TO DATE STATISTICS



SINGLE FAMILY HOMES

OF SALES

96

↑ 1.1% VS. LAST YEAR

MEDIAN SALES PRICE

\$1,215,000

↑ 12.0% VS. LAST YEAR

TOTAL \$ OF SALES

\$122,198,877

↑ 0.6% VS. LAST YEAR



CONDOMINIUM

OF SALES

843

↓ 1.5% VS. LAST YEAR

MEDIAN SALES PRICE

\$445,000

↓ 0.8% VS. LAST YEAR

TOTAL \$ OF SALES

\$496,226,889

↓ 7.5% VS. LAST YEAR



VACANT LAND

OF SALES

1

↓ 80.0% VS. LAST YEAR

MEDIAN SALES PRICE

\$1,200,000

↓ 12.3% VS. LAST YEAR

TOTAL \$ OF SALES

\$1,200,000

↓ 85.5% VS. LAST YEAR



PETER PAFFRATH

Account Manager

Metro Oahu

(808) 285-3257

peter.paffrath@tghawaii.com

TG

TITLE GUARANTY
HAWAII

www.tghawaii.com