



TITLE GUARANTY HAWAII

EAST OAHU

RESIDENTIAL SALES REPORT MAY 2026

ISLAND SALES

Single Family Condominium

AVERAGE LIST PRICE



\$1.3 M \$690.4 K

AVERAGE SOLD PRICE



\$1.3 M \$673.1 K

MAX SOLD PRICE



\$6.0 M \$8.0 M

% OF LIST PRICE RECEIVED



99.27% 97.50%

AVERAGE PRICE PER SQFT



\$691.33 \$675.03

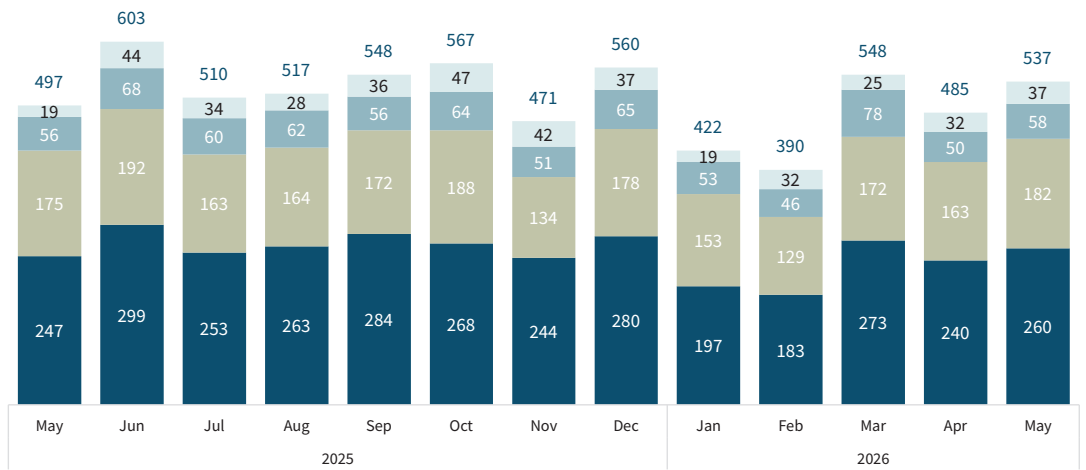
MEDIAN DOM



13 39

OAHU HAWAII MAUI KAUAI

SINGLE FAMILY HOMES



# OF SALES

260

8.3% VS. LAST MONTH 5.3% VS. LAST YEAR

MEDIAN SALES PRICE

\$1,155,000

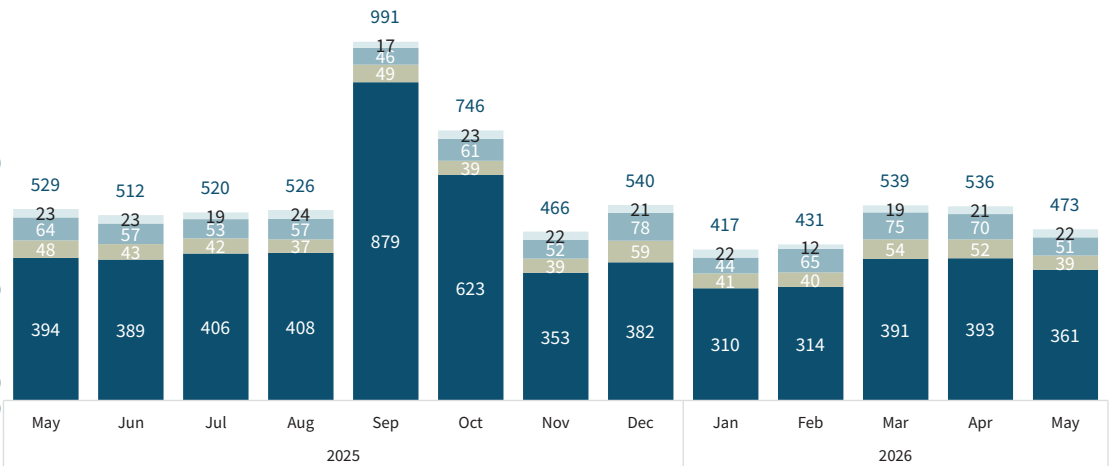
0.1% VS. LAST MONTH 1.3% VS. LAST YEAR

TOTAL \$ OF SALES

\$346,235,001

8.8% VS. LAST MONTH 1.0% VS. LAST YEAR

CONDOMINIUM



# OF SALES

361

8.1% VS. LAST MONTH 8.4% VS. LAST YEAR

MEDIAN SALES PRICE

\$530,000

5.6% VS. LAST MONTH 4.5% VS. LAST YEAR

TOTAL \$ OF SALES

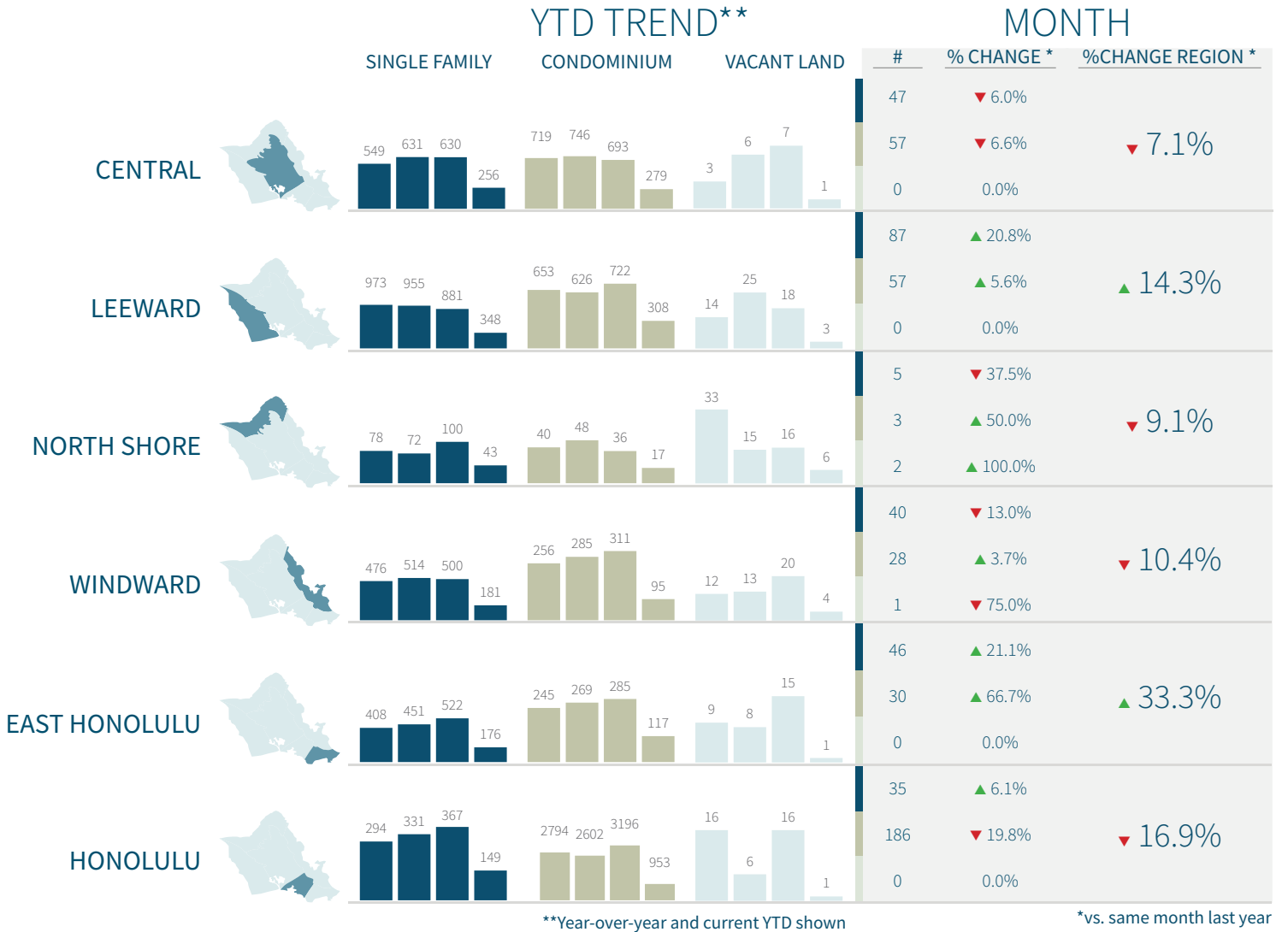
\$242,994,395

4.2% VS. LAST MONTH 2.3% VS. LAST YEAR

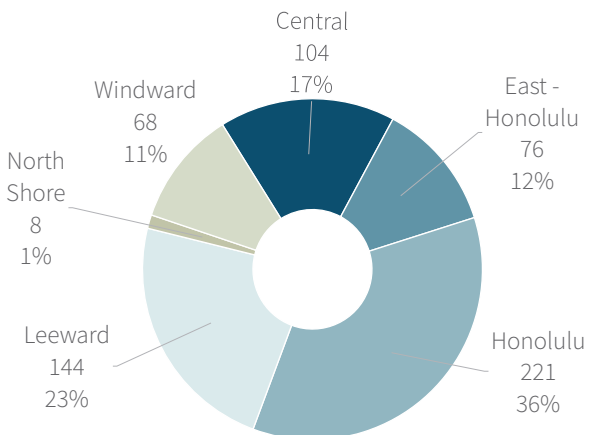
# REGIONAL SALES OAHU EAST

## SALES COMPARISON

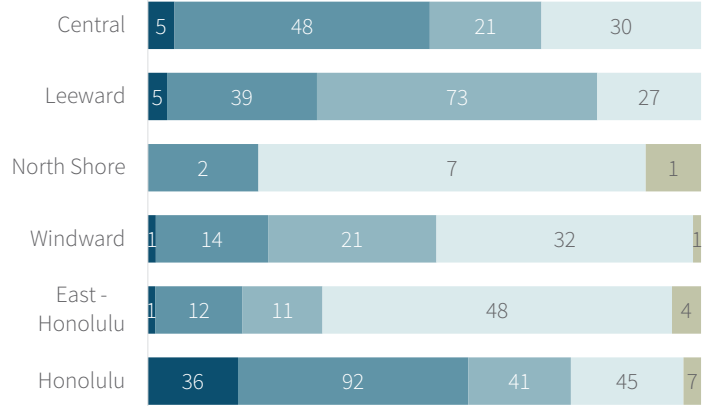
■ Single Family ■ Condominium ■ Vacant Land



## SALES BY REGION



## SALES BY PRICE RANGE



\*excluding vacant land sales

■ < \$300K ■ \$300K - \$649K ■ \$650K - \$999K ■ \$1M - \$2.9M ■ \$3M+

# NEIGHBORHOOD SALES OAHU EAST

## NEIGHBORHOOD COMPARISON

▲ Increase/Decrease vs. Last Year

● No Change or No Value vs. Last Year

	SINGLE FAMILY HOMES			CONDOMINIUM		
	#	\$ AMT	MEDIAN	#	\$ AMT	MEDIAN
WEST MARINA	1 -	\$2.7 M ▲	\$2.7 M ▲	10 ▲	\$10.8 M ▲	\$924.5 K ▲
DIAMOND HEAD	3 -	\$11.3 M -	\$3.1 M -	6 ▲	\$6.1 M ▲	\$607.5 K ▼
WILHELMINA	7 ▲	\$9.8 M ▲	\$1.2 M ▲	--	--	--
KAIMUKI	4 -	\$6.0 M ▲	\$1.7 M ▲	--	--	--
ST. LOUIS	1 -	\$2.1 M ▲	\$2.1 M ▲	3 ▲	\$1.5 M ▲	\$517.0 K ▼
KALAMA VALLEY	4 ▲	\$6.1 M ▲	\$1.5 M ▲	--	--	--
KAPAHULU	2 -	\$3.8 M ▲	\$1.9 M ▲	1 -	\$435.0 K -	\$435.0 K -
KAHALA AREA	2 ▼	\$4.8 M ▼	\$2.4 M ▼	1 -	\$1.4 M -	\$1.4 M -
KULIOUOU	2 ▼	\$2.6 M ▼	\$1.3 M ▲	1 -	\$615.0 K -	\$615.0 K -
HAHAIONE-LOWER	--	--	--	3 -	\$1.7 M ▼	\$570.0 K ▼

## MONTHLY SALES HEAT MAP



### TOP STREETS

	#
WAIALAE AVENUE	4
HAWAII KAI DRIVE	4
KEKUPUA STREET	2
KAWAIHAE STREET	2
KEAHOLE PLACE	2
KAELEKU STREET	2
KILAUEA AVENUE	2
KALAKAUA AVENUE	2
HAHAIONE STREET	2
KANAINA AVENUE	2

### TOP CONDO

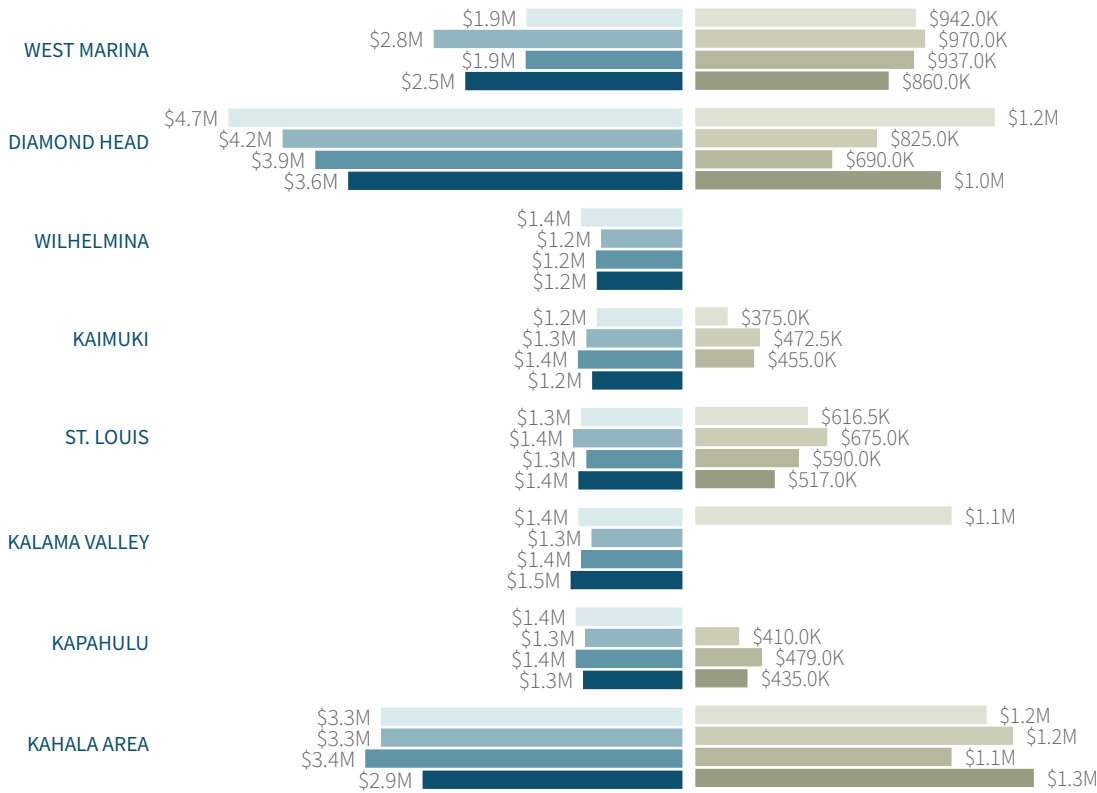
	#
REGENCY PARK	3
MAWAENA KAI 1/2/3	2
MAUNA LUAN	2
DIAMOND HEAD SANDS	2
MT TERRACE	2
COLONY SURF LTD	2
KUAPA ISLE	2
KALELE KAI	2
HALE HANA	1
DIAMOND HEAD SURF	1

# YEAR TO DATE EAST OAHU

## SINGLE FAMILY MEDIAN

## CONDOMINIUM MEDIAN

2023 2024 2025 2026



## YEAR TO DATE STATISTICS



### SINGLE FAMILY HOMES

# OF SALES

**176**

⬇️ **11.1%** VS. LAST YEAR

MEDIAN SALES PRICE

**\$1,635,000**

⬆️ **2.2%** VS. LAST YEAR

TOTAL \$ OF SALES

**\$366,548,150**

⬇️ **23.6%** VS. LAST YEAR



### CONDOMINIUM

# OF SALES

**117**

⬆️ **11.4%** VS. LAST YEAR

MEDIAN SALES PRICE

**\$775,000**

⬆️ **9.9%** VS. LAST YEAR

TOTAL \$ OF SALES

**\$105,167,499**

⬆️ **11.4%** VS. LAST YEAR



### VACANT LAND

# OF SALES

**1**

⬇️ **83.3%** VS. LAST YEAR

MEDIAN SALES PRICE

**\$1,802,000**

⬆️ **24.3%** VS. LAST YEAR

TOTAL \$ OF SALES

**\$1,802,000**

⬇️ **79.8%** VS. LAST YEAR



**Tu Chanh Hua**

Account Manager

East Oahu

(808) 426-3035

tuchanh.hua@tghawaii.com

**TG**

TITLE GUARANTY  
HAWAII

www.tghawaii.com