



TITLE GUARANTY HAWAII

EAST OAHU

RESIDENTIAL SALES REPORT APRIL 2026

ISLAND SALES

Single Family Condominium

AVERAGE LIST PRICE



\$1.4 M \$670.3 K

AVERAGE SOLD PRICE



\$1.3 M \$648.5 K

MAX SOLD PRICE



\$10.5 M \$9.5 M

% OF LIST PRICE RECEIVED



98.37% 96.74%

AVERAGE PRICE PER SQFT



\$695.27 \$688.86

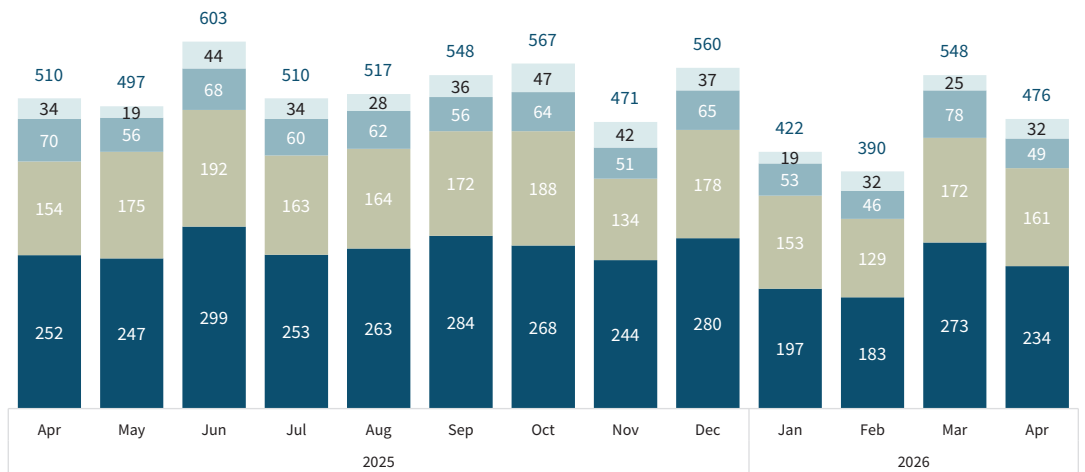
MEDIAN DOM



24 41

OAHU HAWAII MAUI KAUAI

SINGLE FAMILY HOMES



OF SALES

234

↓ 14.3% VS. LAST MONTH
↓ 7.1% VS. LAST YEAR

MEDIAN SALES PRICE

\$1,156,000

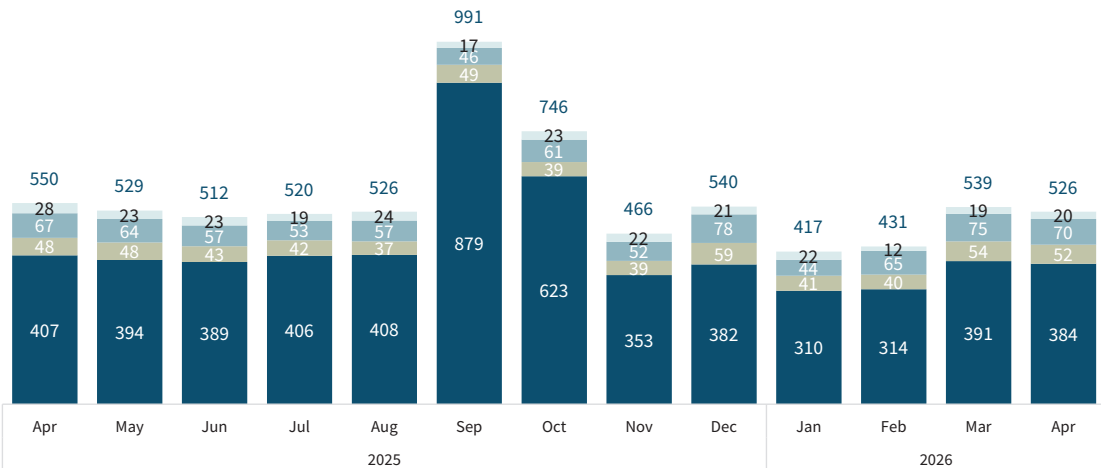
↓ 2.9% VS. LAST MONTH
↓ 0.3% VS. LAST YEAR

TOTAL \$ OF SALES

\$310,837,456

↓ 20.5% VS. LAST MONTH
↓ 11.8% VS. LAST YEAR

CONDOMINIUM



OF SALES

384

↓ 1.8% VS. LAST MONTH
↓ 5.7% VS. LAST YEAR

MEDIAN SALES PRICE

\$501,000

↓ 4.4% VS. LAST MONTH
↓ 1.8% VS. LAST YEAR

TOTAL \$ OF SALES

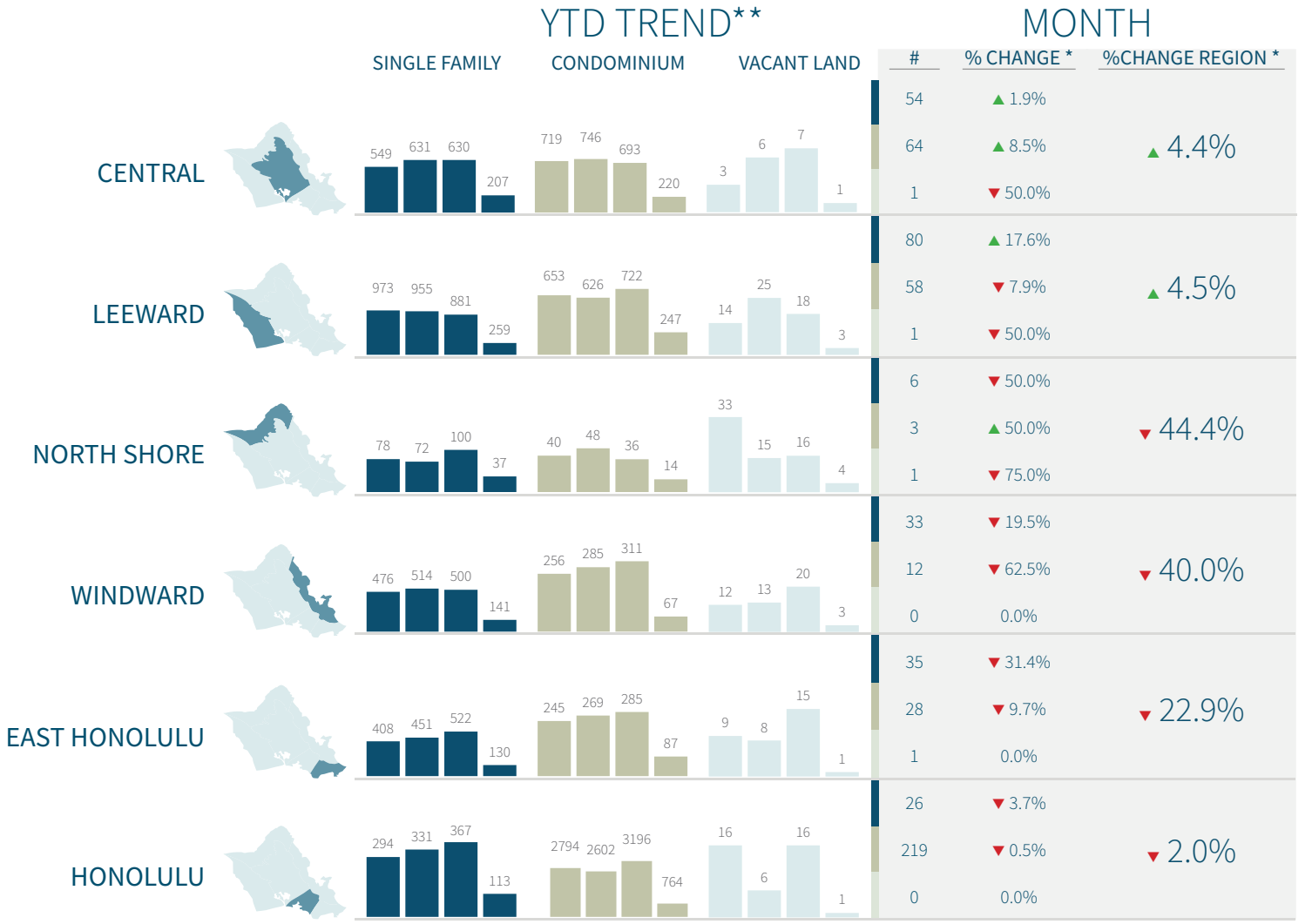
\$249,019,227

↑ 8.1% VS. LAST MONTH
↑ 1.0% VS. LAST YEAR

REGIONAL SALES OAHU EAST

SALES COMPARISON

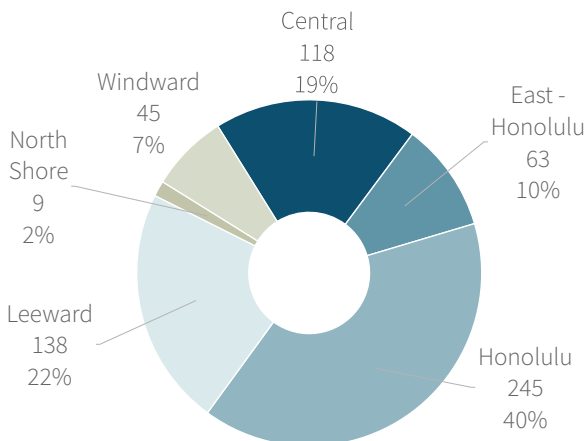
■ Single Family ■ Condominium ■ Vacant Land



**Year-over-year and current YTD shown

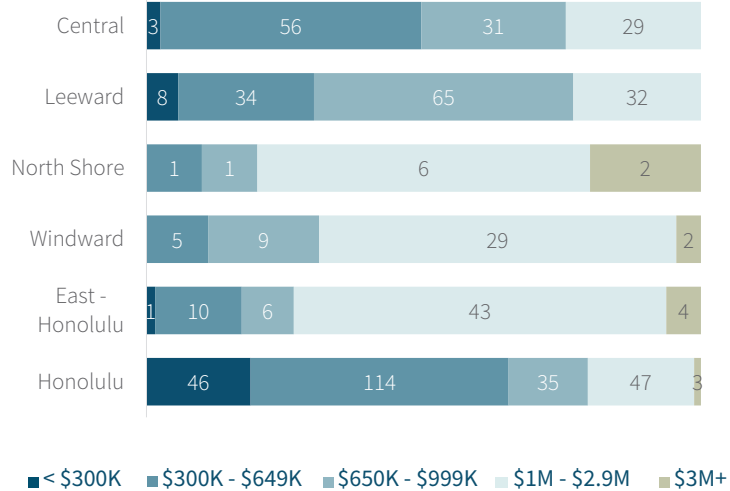
*vs. same month last year

SALES BY REGION



*excluding vacant land sales

SALES BY PRICE RANGE



■ < \$300K ■ \$300K - \$649K ■ \$650K - \$999K ■ \$1M - \$2.9M ■ \$3M+

NEIGHBORHOOD SALES OAHU EAST

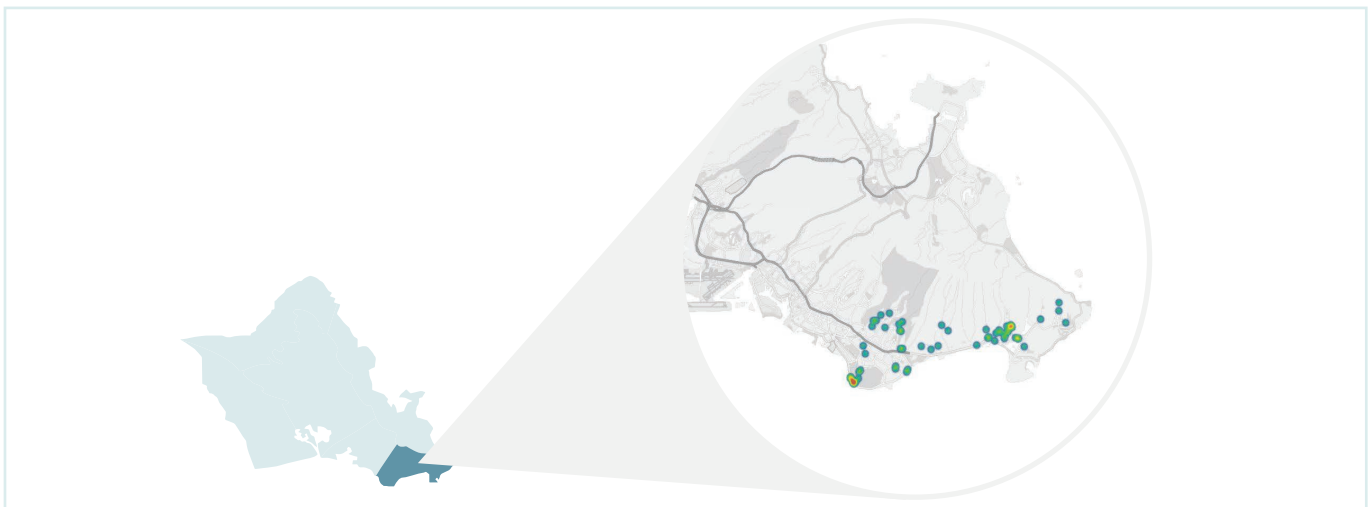
NEIGHBORHOOD COMPARISON

▲ Increase/Decrease vs. Last Year

● No Change or No Value vs. Last Year

	SINGLE FAMILY HOMES			CONDOMINIUM		
	#	\$ AMT	MEDIAN	#	\$ AMT	MEDIAN
DIAMOND HEAD	2 ▲	\$5.5 M ▲	\$2.8 M ▼	10 ▼	\$15.3 M ▲	\$1.4 M ▲
WEST MARINA	--	--	--	10 ▲	\$9.2 M ▲	\$888.9 K ▼
HAHAIONE-LOWER	--	--	--	5 ▲	\$2.9 M ▲	\$565.0 K ▲
MAUNALANI HEIGHTS	4 -	\$8.3 M -	\$2.1 M -	--	--	--
ST. LOUIS	4 ▲	\$5.4 M ▲	\$1.4 M ▲	--	--	--
KAHALA AREA	4 -	\$13.1 M ▼	\$3.2 M ▼	--	--	--
KULIOUOU	3 -	\$4.8 M -	\$1.5 M -	--	--	--
KALAMA VALLEY	3 ▲	\$4.3 M ▲	\$1.5 M ▲	--	--	--
KAPAHULU	2 -	\$2.7 M ▼	\$1.4 M ▼	--	--	--
AINA HAINA AREA	2 ▼	\$4.0 M ▼	\$2.0 M ▲	--	--	--

MONTHLY SALES HEAT MAP



TOP STREETS

	#
KALAKAUA AVENUE	8
HAHAIONE STREET	4
HAWAII KAI DRIVE	3
OPIHIKAO WAY	2
LUNALILO HOME ROAD	2
PUALEI CIRCLE	2
KUMUKAHI PLACE	2
KAWAIHAE STREET	2
AHUWALE STREET	1
9TH AVENUE	1

TOP CONDO

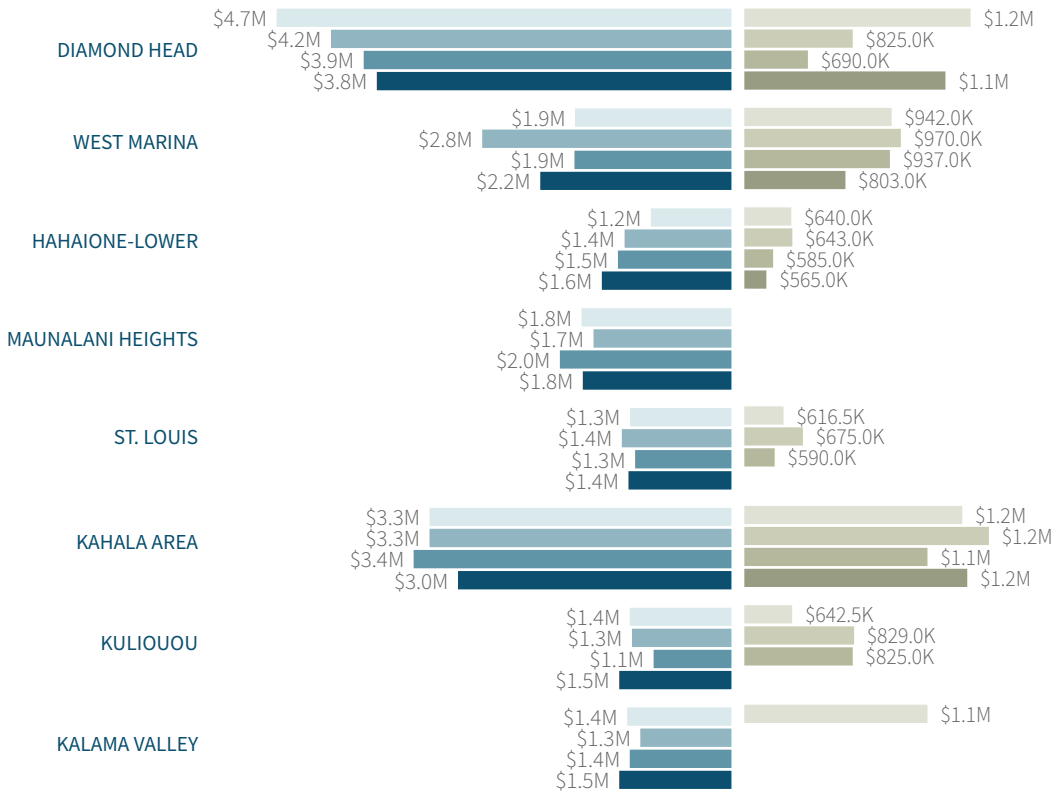
	#
KUAPA ISLE	2
MAWAENA KAI 1/2/3	2
MAUNA LUAN	2
COLONY SURF LTD	2
CORAL STRAND LTD	2
COMMODORE	2
COLONY AT THE PENINSULA	1
2987 KALAKAUA	1
DIAMOND HEAD ALII	1
3019 KALAKAUA AVE APT	1

YEAR TO DATE EAST OAHU

SINGLE FAMILY MEDIAN

CONDOMINIUM MEDIAN

2023 2024 2025 2026



YEAR TO DATE STATISTICS



SINGLE FAMILY HOMES

OF SALES

130

📉 **18.8%** VS. LAST YEAR

MEDIAN SALES PRICE

\$1,615,000

📉 **1.2%** VS. LAST YEAR

TOTAL \$ OF SALES

\$275,159,500

📉 **32.4%** VS. LAST YEAR



CONDOMINIUM

OF SALES

87

📉 **0.0%** VS. LAST YEAR

MEDIAN SALES PRICE

\$775,000

📈 **9.9%** VS. LAST YEAR

TOTAL \$ OF SALES

\$78,763,499

📉 **2.5%** VS. LAST YEAR



VACANT LAND

OF SALES

1

📉 **80.0%** VS. LAST YEAR

MEDIAN SALES PRICE

\$1,802,000

📈 **12.6%** VS. LAST YEAR

TOTAL \$ OF SALES

\$1,802,000

📉 **76.3%** VS. LAST YEAR



Tu Chanh Hua

Account Manager

East Oahu

(808) 426-3035

tuchanh.hua@tghawaii.com

TG

TITLE GUARANTY
HAWAII

www.tghawaii.com