



TITLE GUARANTY HAWAII

EAST OAHU

RESIDENTIAL SALES REPORT APRIL 2024

ISLAND SALES

Single Family Condominium

AVERAGE LIST PRICE



\$1.4 M \$632.7 K

AVERAGE SOLD PRICE



\$1.4 M \$616.1 K

MAX SOLD PRICE



\$15.9 M \$3.8 M

% OF LIST PRICE RECEIVED



97.61% 97.38%

AVERAGE PRICE PER SQFT



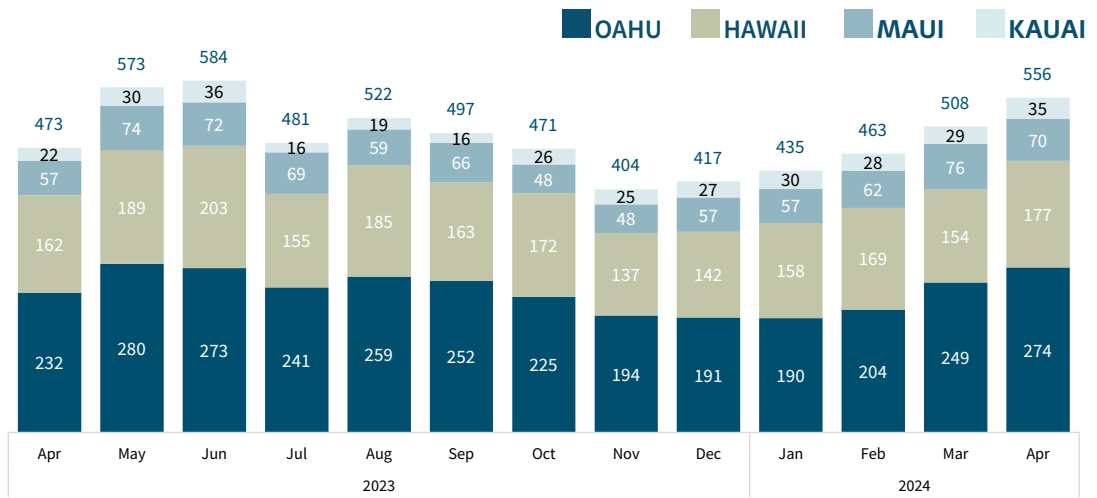
\$690.44 \$688.26

MEDIAN DOM



18 28

SINGLE FAMILY HOMES



OF SALES

274

10.0% VS. LAST MONTH
18.1% VS. LAST YEAR

MEDIAN SALES PRICE

\$1,080,000

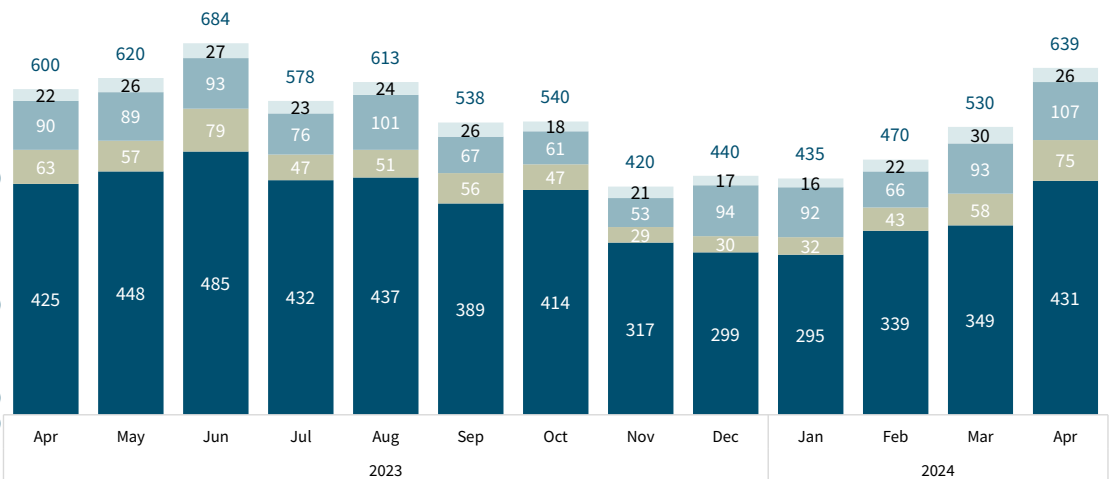
0.0% VS. LAST MONTH
10.2% VS. LAST YEAR

TOTAL \$ OF SALES

\$382,188,788

12.7% VS. LAST MONTH
37.4% VS. LAST YEAR

CONDOMINIUM



OF SALES

431

23.5% VS. LAST MONTH
1.4% VS. LAST YEAR

MEDIAN SALES PRICE

\$528,000

5.6% VS. LAST MONTH
5.8% VS. LAST YEAR

TOTAL \$ OF SALES

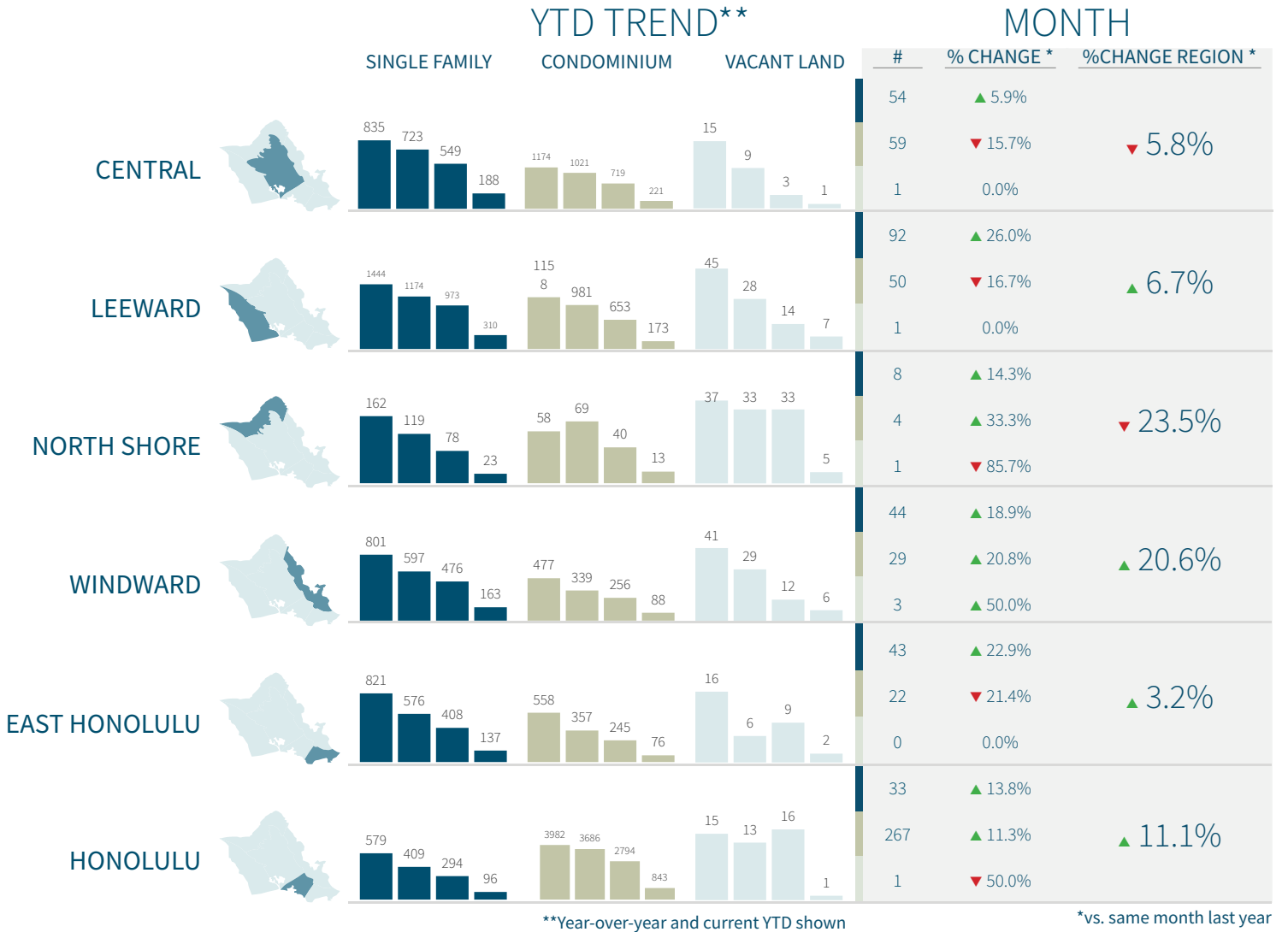
\$265,552,496

32.1% VS. LAST MONTH
4.0% VS. LAST YEAR

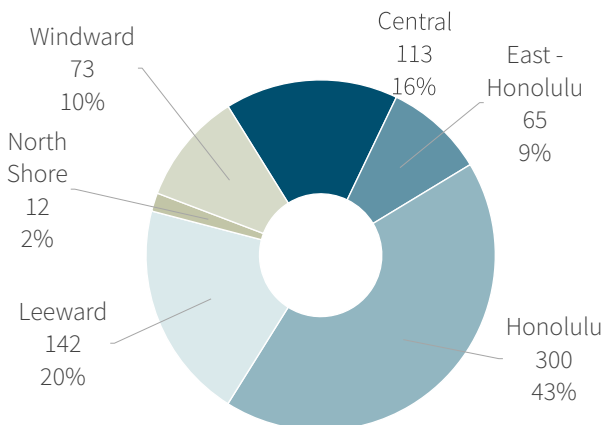
REGIONAL SALES OAHU EAST

SALES COMPARISON

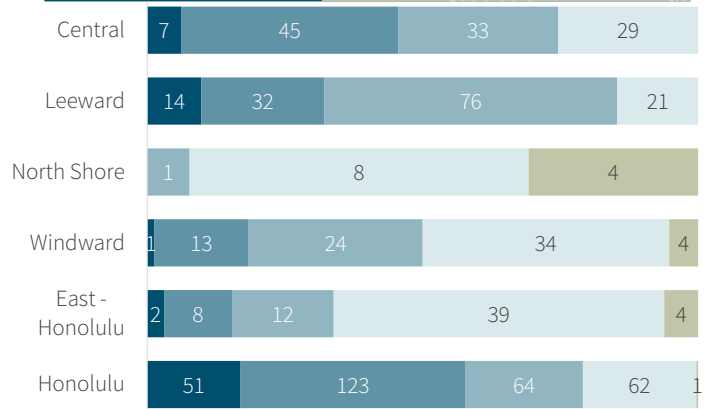
■ Single Family ■ Condominium ■ Vacant Land



SALES BY REGION



SALES BY PRICE RANGE



*excluding vacant land sales

■ < \$300K ■ \$300K - \$649K ■ \$650K - \$999K ■ \$1M - \$2.9M ■ \$3M+

NEIGHBORHOOD SALES OAHU EAST

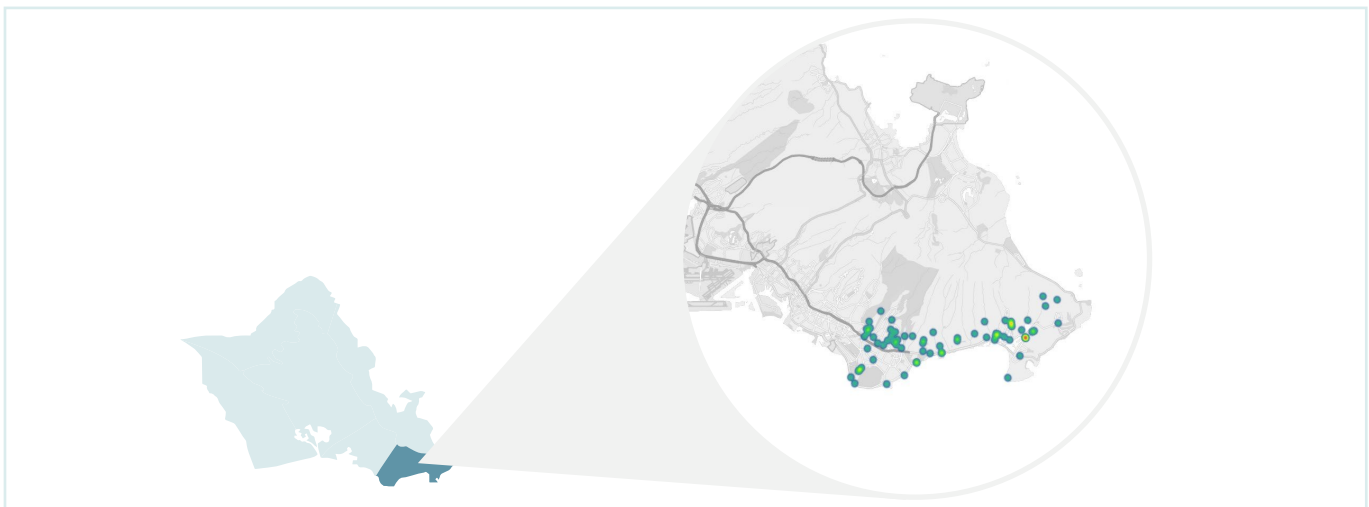
NEIGHBORHOOD COMPARISON

▲ Increase/Decrease vs. Last Year

● No Change or No Value vs. Last Year

	SINGLE FAMILY HOMES			CONDOMINIUM		
	#	\$ AMT	MEDIAN	#	\$ AMT	MEDIAN
WEST MARINA	2 -	\$4.4 M -	\$2.2 M -	7 ▼	\$6.1 M ▼	\$819.0 K ▼
WILHELMINA	7 ▲	\$10.2 M ▲	\$1.3 M ▼	--	--	--
DIAMOND HEAD	1 ▼	\$4.8 M ▼	\$4.8 M ▲	5 ▲	\$4.1 M ▼	\$620.0 K -
ST. LOUIS	4 ▲	\$5.2 M ▲	\$1.3 M ▲	1 ▼	\$669.0 K ▼	\$669.0 K ▲
HAAHIONE-LOWER	1 -	\$1.3 M ▲	\$1.3 M ▲	4 ▼	\$2.4 M ▼	\$618.0 K ▲
KAIMUKI	3 -	\$3.3 M ▼	\$1.1 M ▲	1 -	\$485.0 K -	\$485.0 K -
WAIALAE IKI	3 ▲	\$5.2 M ▲	\$1.7 M ▼	--	--	--
KOKO HEAD TERRACE	3 ▲	\$3.5 M ▲	\$1.2 M ▼	--	--	--
HAWAII LOA RIDGE	2 -	\$6.1 M ▲	\$3.1 M ▲	--	--	--
KALAMA VALLEY	2 ▼	\$2.5 M ▼	\$1.2 M ▼	--	--	--

MONTHLY SALES HEAT MAP



TOP STREETS

	#
LUNALILO HOME ROAD	4
HAAHIONE STREET	3
KAHALA AVENUE	3
POOLA STREET	2
MILOIKI STREET	2
KILAUEA AVENUE	2
SIERRA DRIVE	2
KALAKAUA AVENUE	2
KEOKEA PLACE	2
10TH AVENUE	1

TOP CONDO

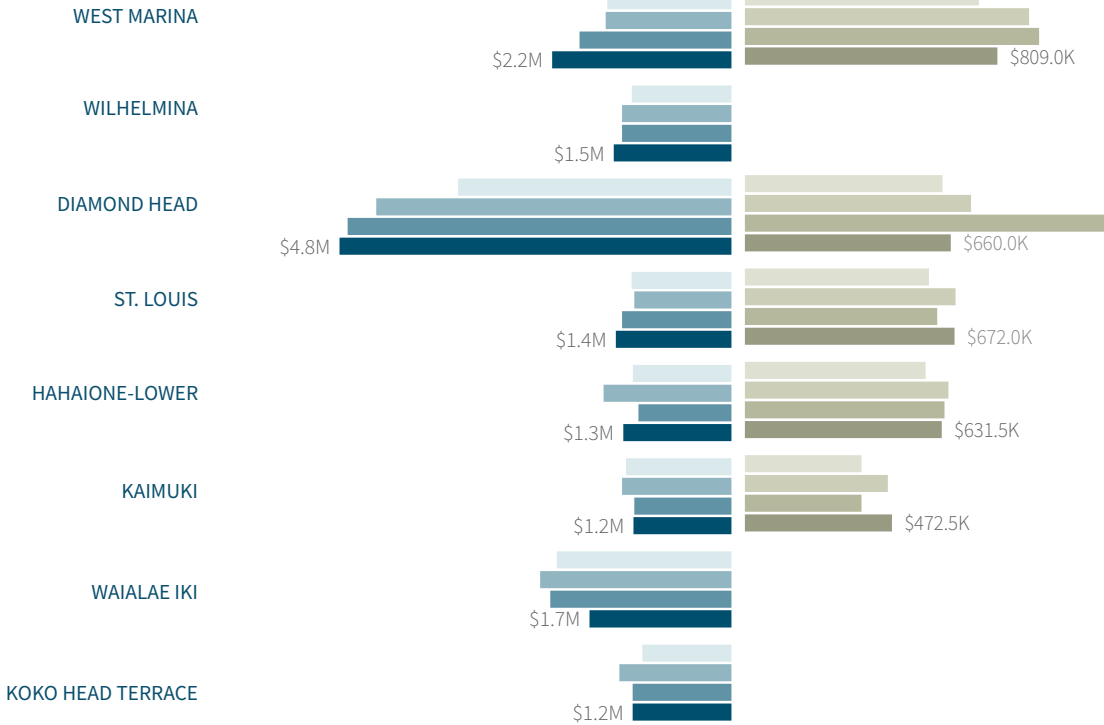
	#
KAHALA BEACH	2
MAUNA LUAN	2
KALANI IKI ESTATES	2
MARINERS VILLAGE 2	2
DIAMOND HEAD HALE CORP	1
COLONY AT THE PENINSULA	1
ESPLANADE	1
DIAMOND HEAD SANDS	1
3056 KALAKAUA	1
DIAMOND HEAD SURF	1

YEAR TO DATE EAST OAHU

SINGLE FAMILY MEDIAN

CONDOMINIUM MEDIAN

2021 2022 2023 2024



YEAR TO DATE STATISTICS



SINGLE FAMILY HOMES

OF SALES

137

📈 **11.4%** VS. LAST YEAR

MEDIAN SALES PRICE

\$1,600,000

📉 **5.9%** VS. LAST YEAR

TOTAL \$ OF SALES

\$291,023,507

📈 **6.4%** VS. LAST YEAR



CONDOMINIUM

OF SALES

76

📉 **14.6%** VS. LAST YEAR

MEDIAN SALES PRICE

\$676,500

📉 **13.3%** VS. LAST YEAR

TOTAL \$ OF SALES

\$55,668,699

📉 **29.7%** VS. LAST YEAR



VACANT LAND

OF SALES

2

📉 **33.3%** VS. LAST YEAR

MEDIAN SALES PRICE

\$1,975,000

📈 **109.0%** VS. LAST YEAR

TOTAL \$ OF SALES

\$3,950,000

📈 **58.3%** VS. LAST YEAR



NOVELYNN RUBSAMEN

Account Manager
East Oahu

O: (808) 733-6045 C: (808) 253-9553
nrubsamen@tghawaii.com

TG

TITLE GUARANTY
HAWAII

www.tghawaii.com