



TITLE GUARANTY HAWAII

EAST OAHU

RESIDENTIAL SALES REPORT MARCH 2026

ISLAND SALES

Single Family Condominium

AVERAGE LIST PRICE



\$1.5 M \$606.4 K

AVERAGE SOLD PRICE



\$1.4 M \$591.2 K

MAX SOLD PRICE



\$10.0 M \$3.0 M

% OF LIST PRICE RECEIVED



96.39% 97.49%

AVERAGE PRICE PER SQFT



\$690.85 \$657.67

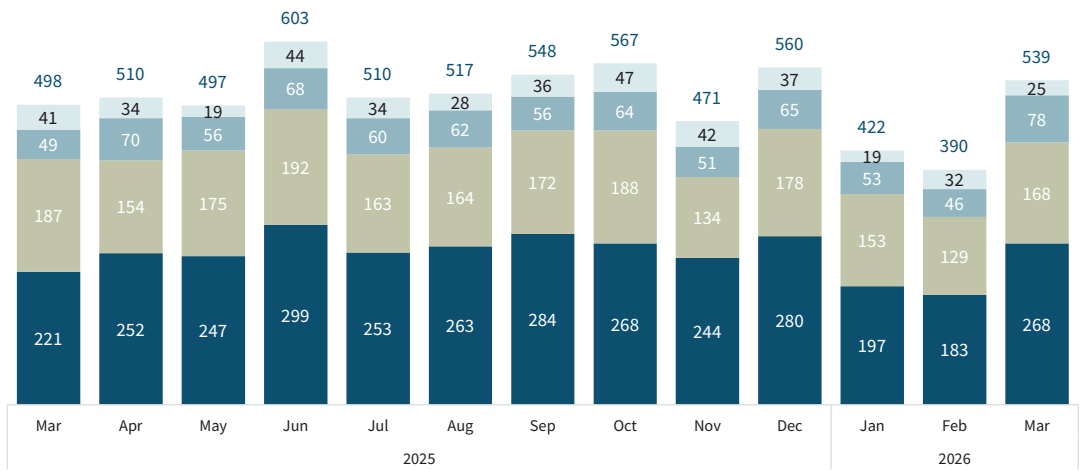
MEDIAN DOM



20 42

OAHU HAWAII MAUI KAUAI

SINGLE FAMILY HOMES



OF SALES

268

46.4% VS. LAST MONTH
21.3% VS. LAST YEAR

MEDIAN SALES PRICE

\$1,199,500

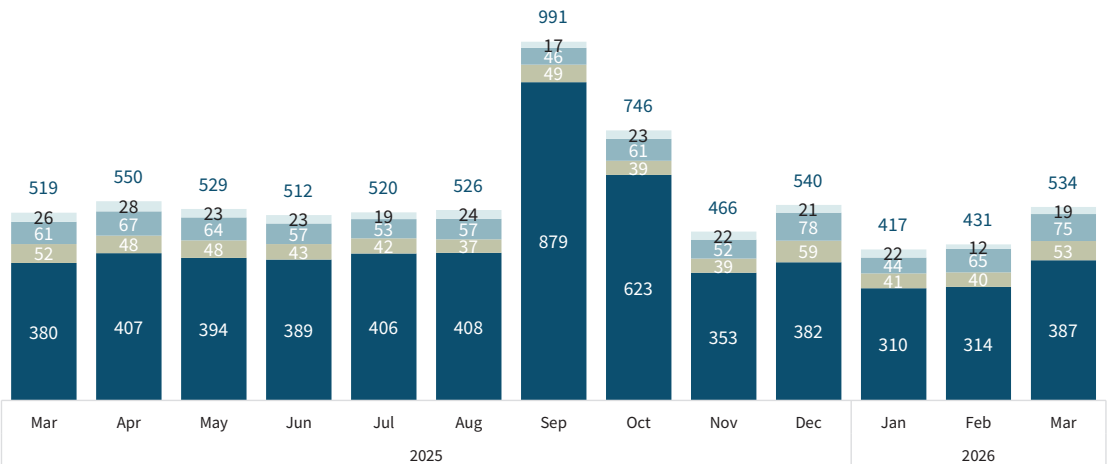
0.0% VS. LAST MONTH
4.3% VS. LAST YEAR

TOTAL \$ OF SALES

\$388,306,010

49.2% VS. LAST MONTH
1.5% VS. LAST YEAR

CONDOMINIUM



OF SALES

387

23.2% VS. LAST MONTH
1.8% VS. LAST YEAR

MEDIAN SALES PRICE

\$525,000

2.9% VS. LAST MONTH
4.0% VS. LAST YEAR

TOTAL \$ OF SALES

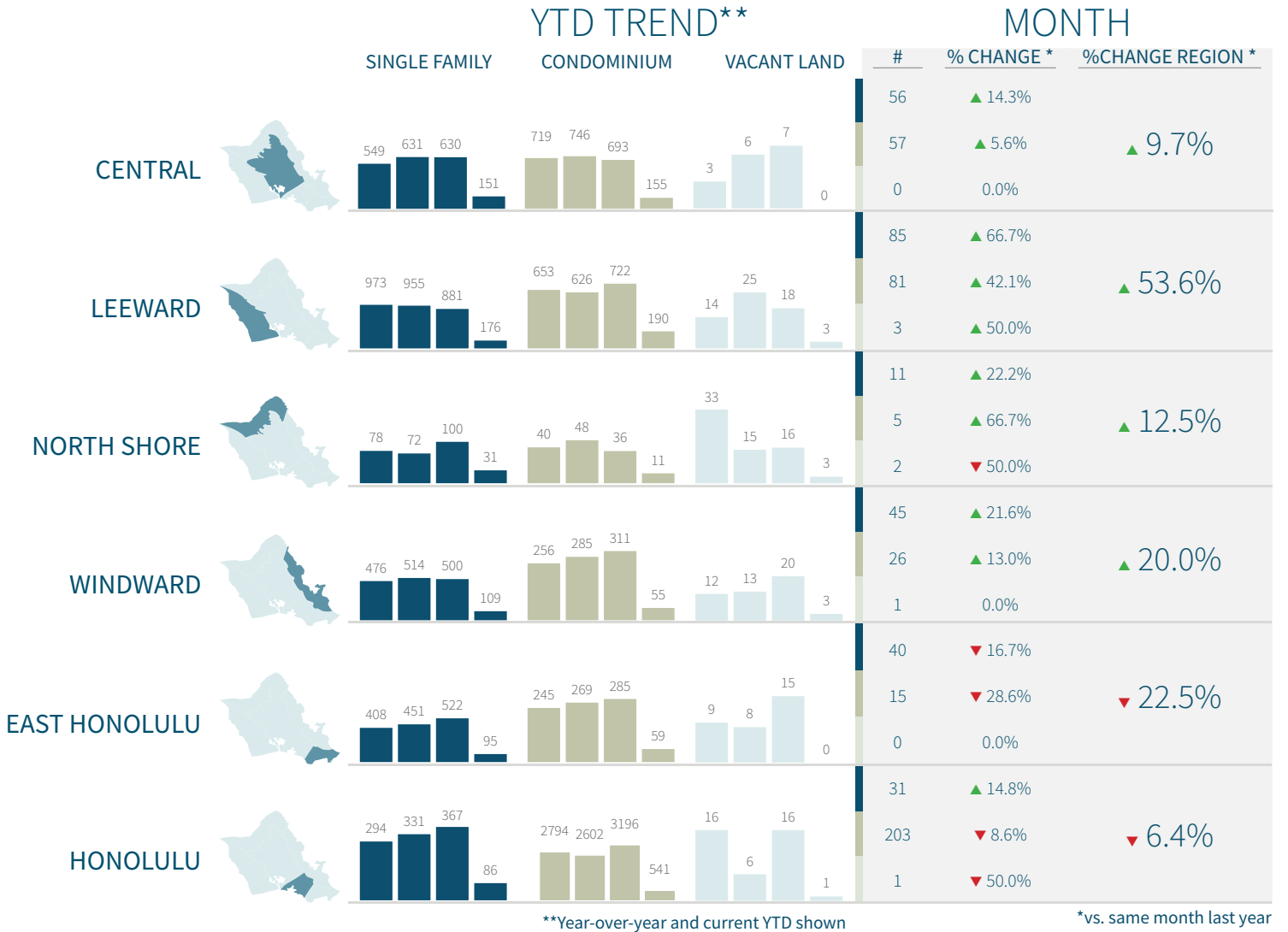
\$228,811,155

10.4% VS. LAST MONTH
1.7% VS. LAST YEAR

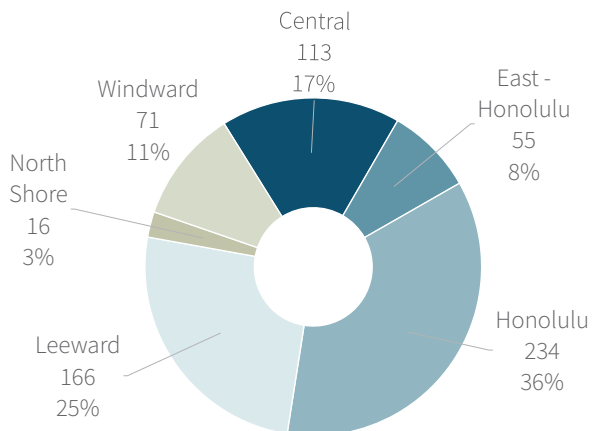
REGIONAL SALES OAHU EAST

SALES COMPARISON

■ Single Family ■ Condominium ■ Vacant Land

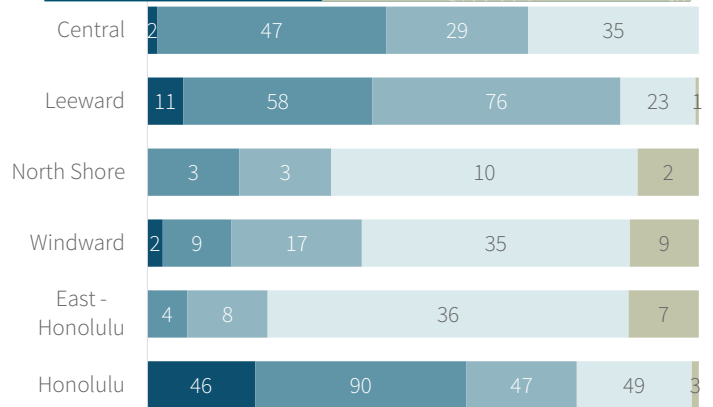


SALES BY REGION



*excluding vacant land sales

SALES BY PRICE RANGE



■ < \$300K ■ \$300K - \$649K ■ \$650K - \$999K ■ \$1M - \$2.9M ■ \$3M+

NEIGHBORHOOD SALES OAHU EAST

NEIGHBORHOOD COMPARISON

▲ Increase/Decrease vs. Last Year

● No Change or No Value vs. Last Year

	SINGLE FAMILY HOMES			CONDOMINIUM		
	#	\$ AMT	MEDIAN	#	\$ AMT	MEDIAN
DIAMOND HEAD	3 -	\$16.4 M ▲	\$5.1 M ▲	9 ▲	\$8.4 M ▼	\$905.0 K ▼
WEST MARINA	1 -	\$2.2 M -	\$2.2 M -	4 ▼	\$4.0 M ▼	\$1.0 M ▼
WILHELMINA	4 -	\$5.2 M -	\$1.3 M -	--	--	--
KAIMUKI	4 ▲	\$6.2 M ▲	\$1.1 M ▼	--	--	--
KALAMA VALLEY	4 ▲	\$5.8 M ▲	\$1.5 M ▲	--	--	--
KAPAHULU	3 -	\$4.8 M ▲	\$1.4 M ▲	--	--	--
HAAHIONE-LOWER	1 -	\$1.7 M ▲	\$1.7 M ▲	1 ▼	\$500.0 K ▼	\$500.0 K ▼
KAHALA AREA	2 ▼	\$6.3 M ▼	\$3.1 M ▲	--	--	--
KOKO HEAD TERRACE	2 ▼	\$3.2 M ▼	\$1.6 M ▼	--	--	--
LAULIMA	2 -	\$2.6 M -	\$1.3 M -	--	--	--

MONTHLY SALES HEAT MAP



TOP STREETS

	#
KALAKAUA AVENUE	5
PUALEI CIRCLE	3
KUANALU PLACE	2
HAWAII KAI DRIVE	2
LUNALILO HOME ROAD	2
IWI WAY	2
KAIKOO PLACE	2
KAELEKU STREET	2
20TH AVENUE	1
16TH AVENUE	1

TOP CONDO

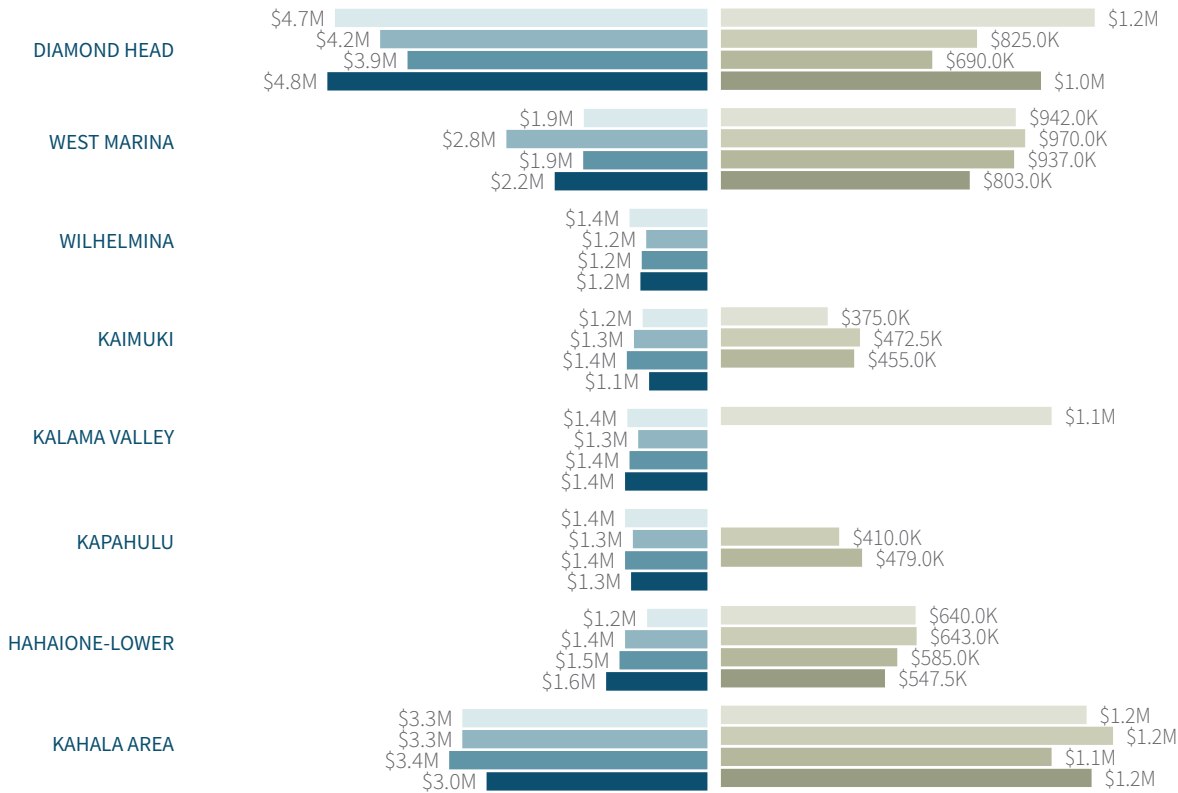
	#
DIAMOND HEAD @ PUALEI CIR	3
MAUNA LUAN	1
ESPLANADE	1
CASTLE SURF APTS	1
COLONY AT THE PENINSULA	1
KAINALU	1
COLONY SURF LTD	1
MOORINGS	1
3056 KALAKAUA	1
DIAMOND HEAD APTS LTD	1

YEAR TO DATE EAST OAHU

SINGLE FAMILY MEDIAN

CONDOMINIUM MEDIAN

2023 2024 2025 2026



YEAR TO DATE STATISTICS



SINGLE FAMILY HOMES

OF SALES

95

↓ **12.8%** VS. LAST YEAR

MEDIAN SALES PRICE

\$1,630,000

↓ **1.2%** VS. LAST YEAR

TOTAL \$ OF SALES

\$207,247,500

↓ **29.7%** VS. LAST YEAR



CONDOMINIUM

OF SALES

59

↑ **5.4%** VS. LAST YEAR

MEDIAN SALES PRICE

\$785,000

↑ **14.8%** VS. LAST YEAR

TOTAL \$ OF SALES

\$49,269,499

↓ **9.0%** VS. LAST YEAR



VACANT LAND

OF SALES

0

↓ **100.0%** VS. LAST YEAR

MEDIAN SALES PRICE

\$0

↓ **100.0%** VS. LAST YEAR

TOTAL \$ OF SALES

\$0

↓ **100.0%** VS. LAST YEAR



Tu Chanh Hua

Account Manager

East Oahu

(808) 426-3035

tuchanh.hua@tghawaii.com

TG

TITLE GUARANTY
HAWAII

www.tghawaii.com