



TITLE GUARANTY HAWAII

EAST OAHU

RESIDENTIAL SALES REPORT MARCH 2024

ISLAND SALES

Single Family Condominium

AVERAGE LIST PRICE



\$1.4 M \$587.4 K

AVERAGE SOLD PRICE



\$1.4 M \$577.0 K

MAX SOLD PRICE



\$13.0 M \$3.0 M

% OF LIST PRICE RECEIVED



98.23% 98.23%

AVERAGE PRICE PER SQFT



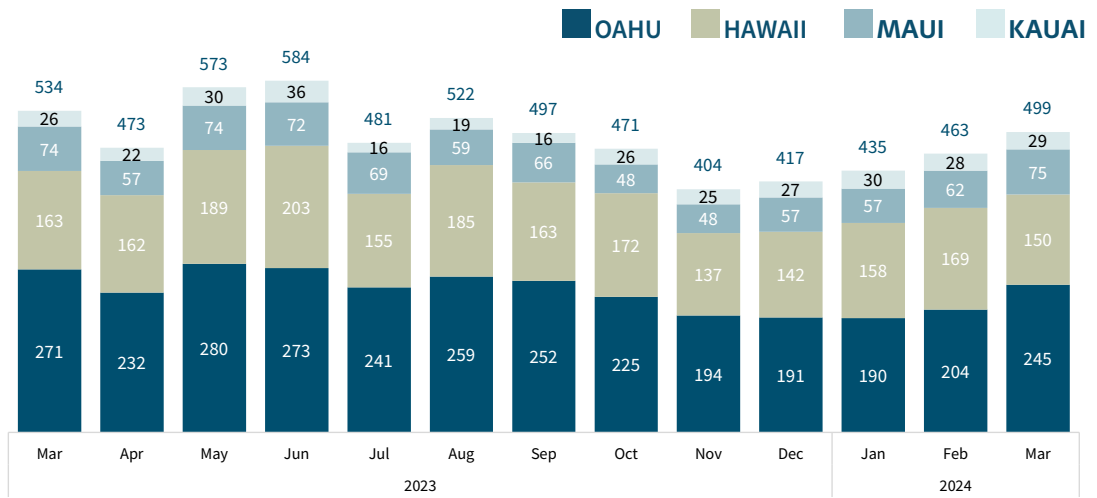
\$665.48 \$673.35

MEDIAN DOM



29 29

SINGLE FAMILY HOMES



OF SALES

245

20.1% VS. LAST MONTH 9.6% VS. LAST YEAR

MEDIAN SALES PRICE

\$1,070,000

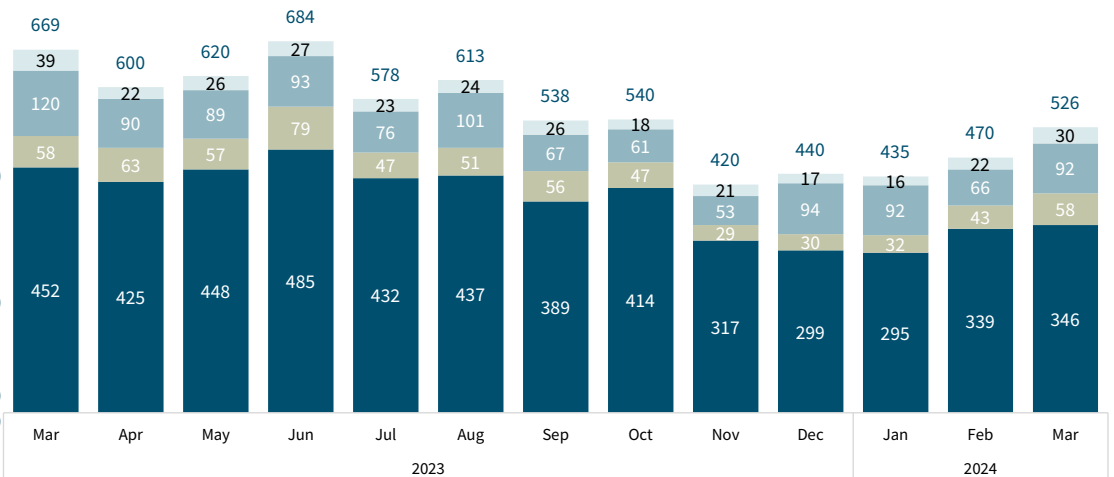
0.9% VS. LAST MONTH 1.9% VS. LAST YEAR

TOTAL \$ OF SALES

\$333,347,440

18.0% VS. LAST MONTH 9.0% VS. LAST YEAR

CONDOMINIUM



OF SALES

346

2.1% VS. LAST MONTH 23.5% VS. LAST YEAR

MEDIAN SALES PRICE

\$500,000

2.0% VS. LAST MONTH 6.1% VS. LAST YEAR

TOTAL \$ OF SALES

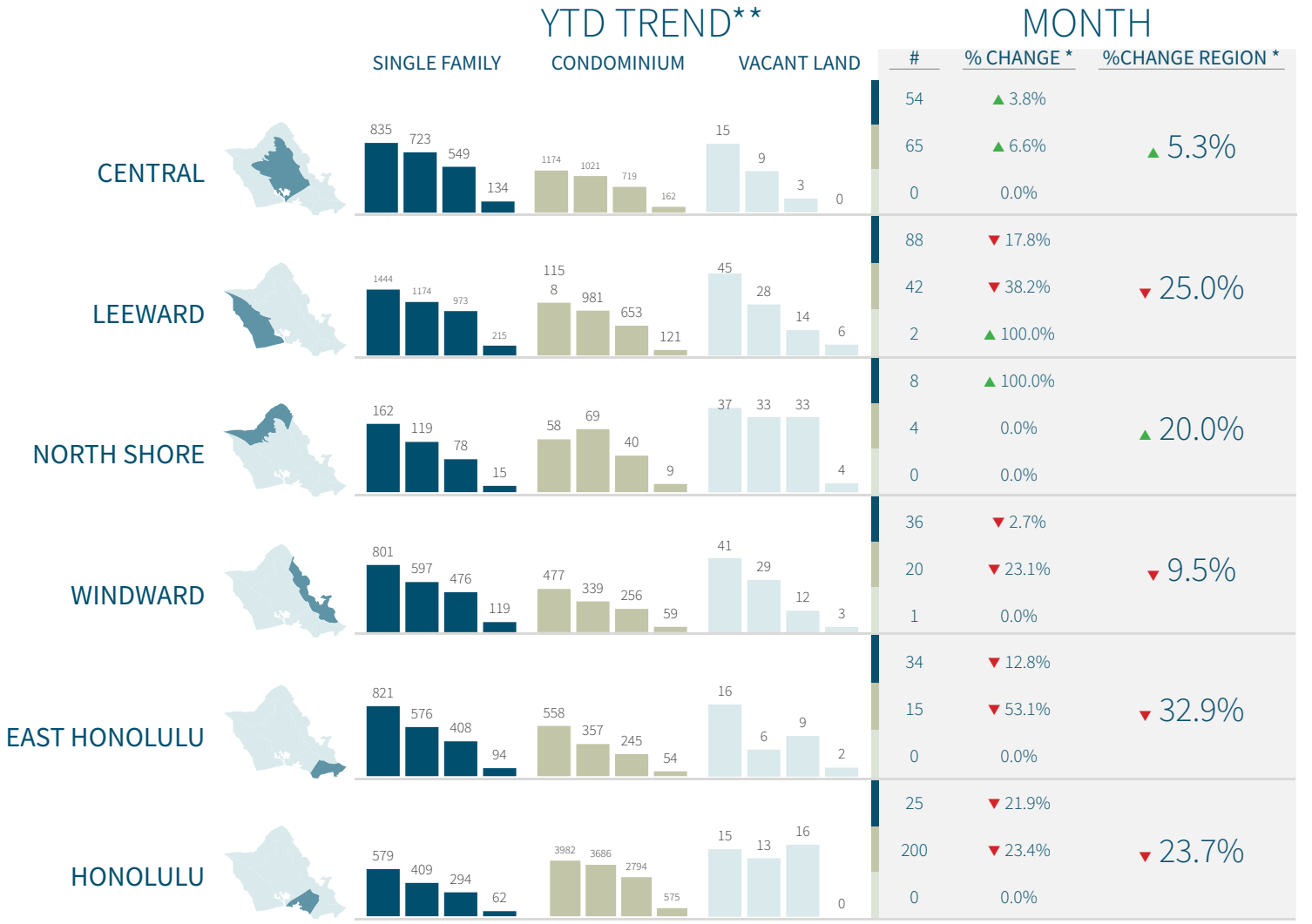
\$199,647,883

1.6% VS. LAST MONTH 31.4% VS. LAST YEAR

REGIONAL SALES OAHU EAST

SALES COMPARISON

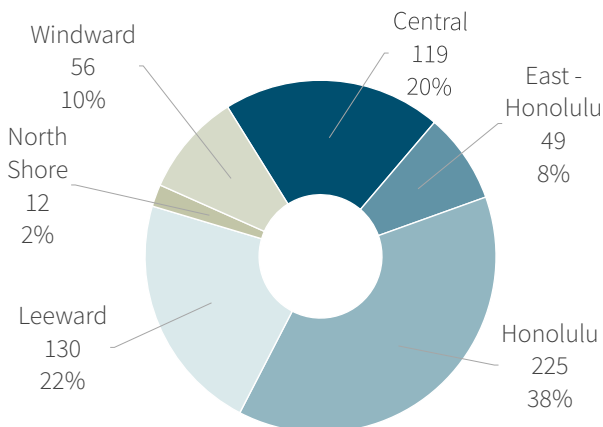
■ Single Family ■ Condominium ■ Vacant Land



**Year-over-year and current YTD shown

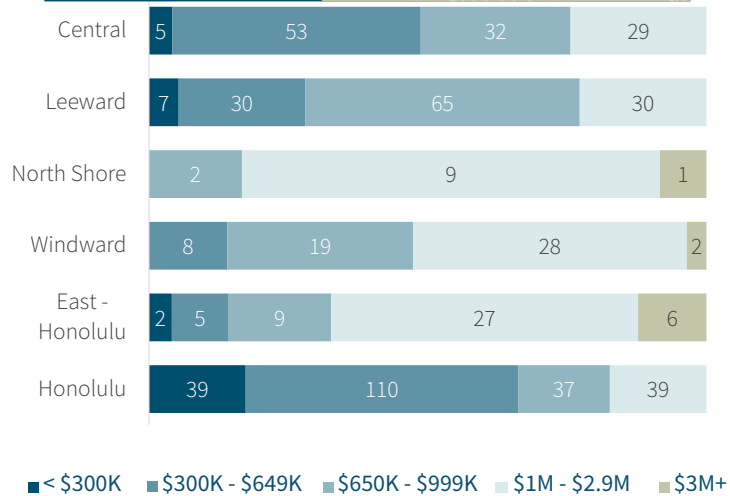
*vs. same month last year

SALES BY REGION



*excluding vacant land sales

SALES BY PRICE RANGE



■ < \$300K ■ \$300K - \$649K ■ \$650K - \$999K ■ \$1M - \$2.9M ■ \$3M+

NEIGHBORHOOD SALES OAHU EAST

NEIGHBORHOOD COMPARISON

▲ Increase/Decrease vs. Last Year

● No Change or No Value vs. Last Year

	SINGLE FAMILY HOMES			CONDOMINIUM		
	#	\$ AMT	MEDIAN	#	\$ AMT	MEDIAN
DIAMOND HEAD	1 ▼	\$3.3 M ▼	\$3.3 M ▼	6 ▲	\$3.1 M ▼	\$575.0 K ▼
KAPAHULU	4 ▲	\$4.8 M ▲	\$1.2 M ▼	--	--	--
HAAHIONE-LOWER	--	--	--	4 -	\$2.7 M ▲	\$682.5 K ▲
KAHALA AREA	2 ▲	\$7.1 M ▼	\$3.5 M ▼	1 -	\$1.0 M -	\$1.0 M -
KAIMUKI	3 ▲	\$3.7 M ▲	\$1.2 M ▼	--	--	--
MARINERS VALLEY	2 -	\$3.1 M -	\$1.5 M -	1 -	\$810.0 K -	\$810.0 K -
AINA HAINA AREA	3 ▲	\$5.1 M ▲	\$1.5 M ▼	--	--	--
MARINERS RIDGE	2 ▲	\$3.3 M ▲	\$1.6 M ▼	--	--	--
KALAMA VALLEY	2 ▼	\$2.2 M ▼	\$1.1 M ▼	--	--	--
KAHALA-PUUPANINI	2 -	\$3.8 M -	\$1.9 M -	--	--	--

MONTHLY SALES HEAT MAP



TOP STREETS

	#
HAAHIONE STREET	3
KALAKAUA AVENUE	3
HAWAII KAI DRIVE	2
PUALEI CIRCLE	2
KAMOOKOA PLACE	2
AHUWALE STREET	1
7TH AVENUE	1
ALOHEA AVENUE	1
5TH AVENUE	1
ANALII STREET	1

TOP CONDO

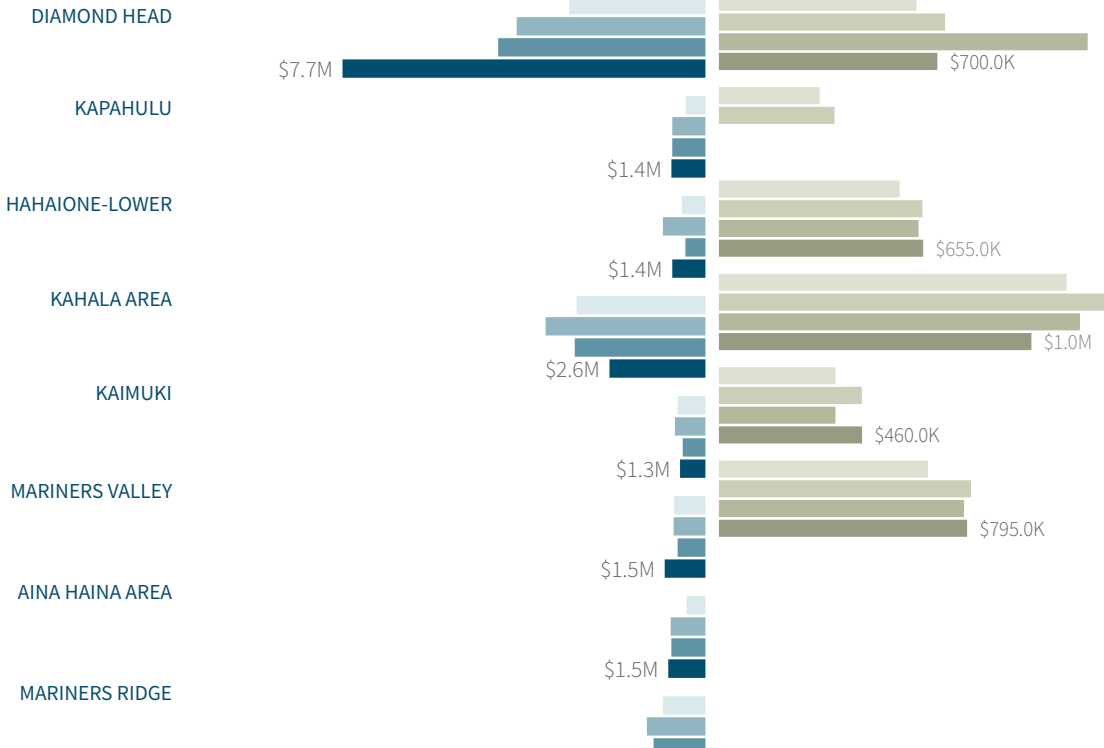
	#
COMMODORE	2
MARINERS VILLAGE 3	1
COLONY AT THE PENINSULA	1
DIAMOND HEAD GARDENS	1
DIAMOND HEAD SANDS	1
KAHALA BEACH	1
KALUANUI	1
DIAMOND HEAD AMBASSADOR B	1
2987 KALAKAUA	1
DIAMOND HEAD BCH HOTEL	1

YEAR TO DATE EAST OAHU

SINGLE FAMILY MEDIAN

CONDOMINIUM MEDIAN

2021 2022 2023 2024



YEAR TO DATE STATISTICS



SINGLE FAMILY HOMES

OF SALES

94

↑ 6.8% VS. LAST YEAR

MEDIAN SALES PRICE

\$1,609,000

↓ 10.9% VS. LAST YEAR

TOTAL \$ OF SALES

\$204,897,499

↓ 4.6% VS. LAST YEAR



CONDOMINIUM

OF SALES

54

↓ 11.5% VS. LAST YEAR

MEDIAN SALES PRICE

\$687,000

↓ 10.7% VS. LAST YEAR

TOTAL \$ OF SALES

\$39,741,699

↓ 26.1% VS. LAST YEAR



VACANT LAND

OF SALES

2

↓ 33.3% VS. LAST YEAR

MEDIAN SALES PRICE

\$1,975,000

↑ 109.0% VS. LAST YEAR

TOTAL \$ OF SALES

\$3,950,000

↑ 58.3% VS. LAST YEAR



NOVELYNN RUBSAMEN

Account Manager
East Oahu

O: (808) 733-6045 C: (808) 253-9553
nrubsamen@tghawaii.com

TG

TITLE GUARANTY
HAWAII

www.tghawaii.com