



TITLE GUARANTY HAWAII

CENTRAL OAHU RESIDENTIAL SALES REPORT APRIL 2024

ISLAND SALES

Single Family Condominium

AVERAGE LIST PRICE



\$1.4 M \$632.7 K

AVERAGE SOLD PRICE



\$1.4 M \$616.1 K

MAX SOLD PRICE



\$15.9 M \$3.8 M

% OF LIST PRICE RECEIVED



97.61% 97.38%

AVERAGE PRICE PER SQFT



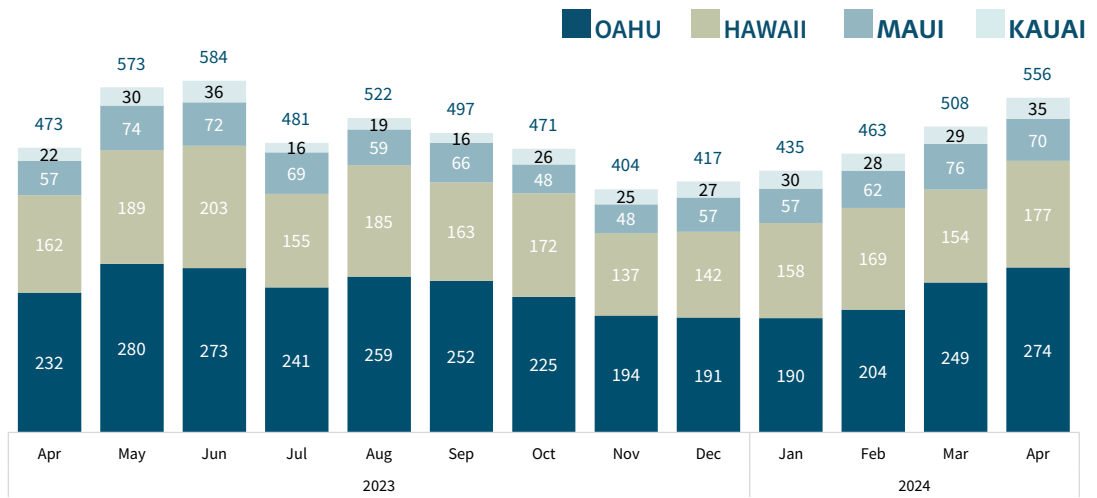
\$690.44 \$688.26

MEDIAN DOM



18 28

SINGLE FAMILY HOMES



# OF SALES

274

10.0% VS. LAST MONTH 18.1% VS. LAST YEAR

MEDIAN SALES PRICE

\$1,080,000

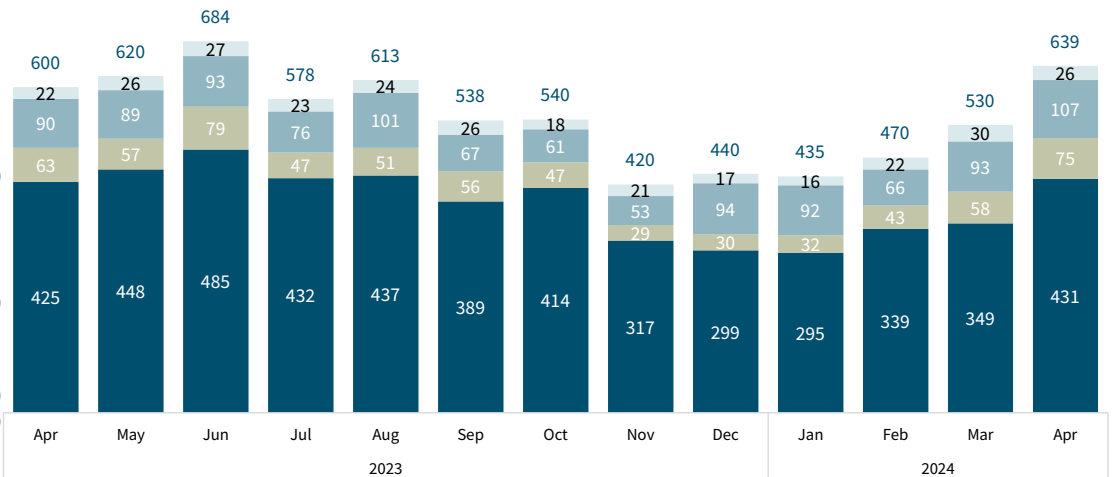
0.0% VS. LAST MONTH 10.2% VS. LAST YEAR

TOTAL \$ OF SALES

\$382,188,788

12.7% VS. LAST MONTH 37.4% VS. LAST YEAR

CONDOMINIUM



# OF SALES

431

23.5% VS. LAST MONTH 1.4% VS. LAST YEAR

MEDIAN SALES PRICE

\$528,000

5.6% VS. LAST MONTH 5.8% VS. LAST YEAR

TOTAL \$ OF SALES

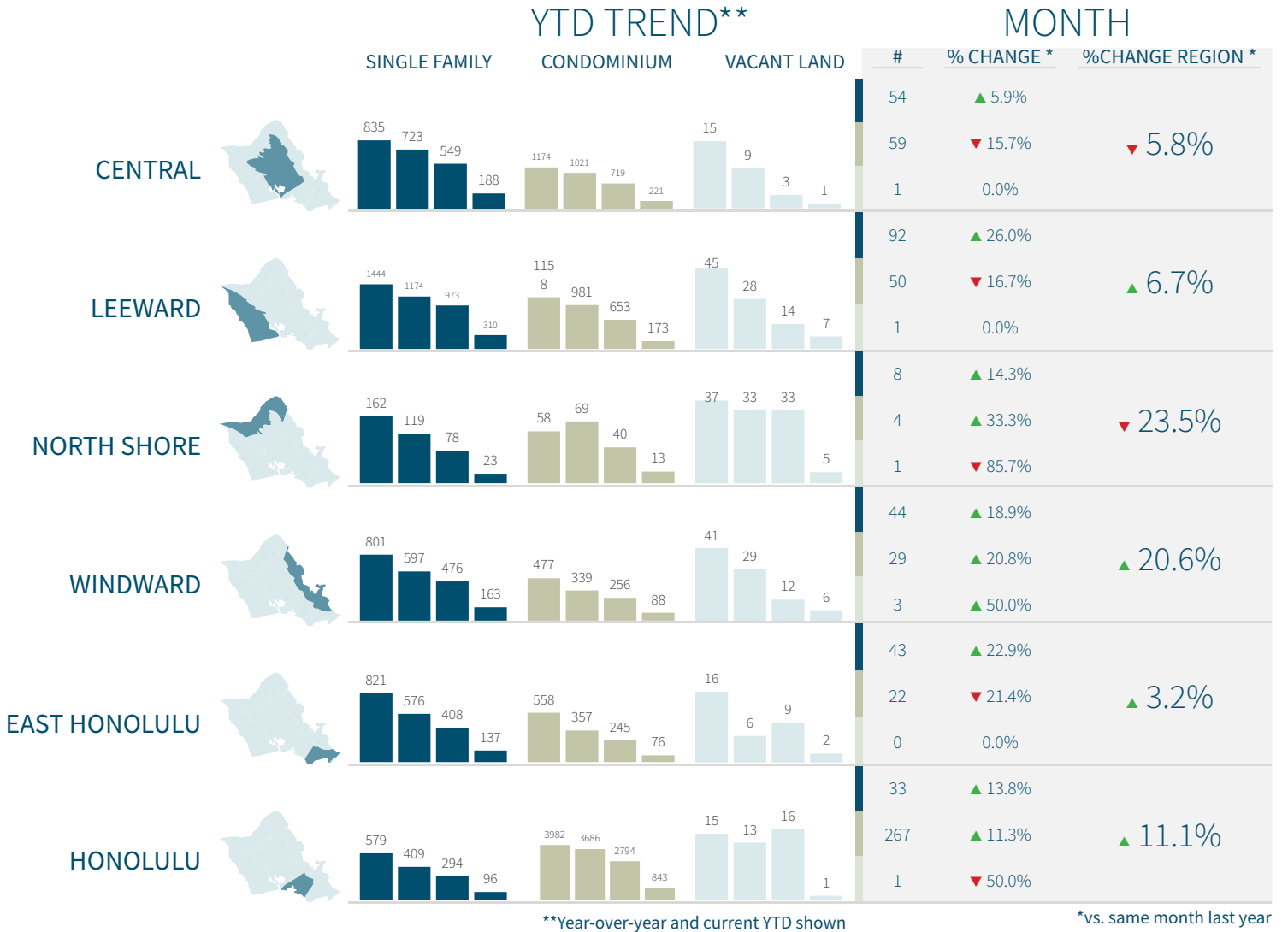
\$265,552,496

32.1% VS. LAST MONTH 4.0% VS. LAST YEAR

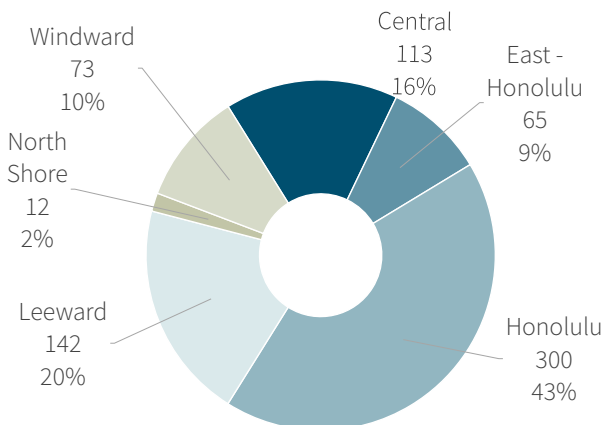
# REGIONAL SALES CENTRAL OAHU

## SALES COMPARISON

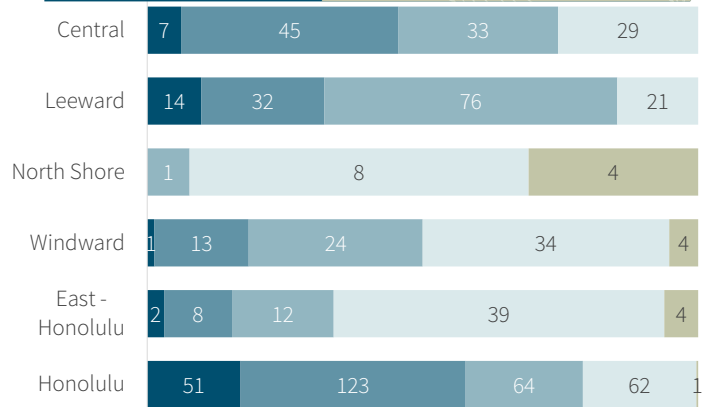
■ Single Family ■ Condominium ■ Vacant Land



## SALES BY REGION



## SALES BY PRICE RANGE



\*excluding vacant land sales

■ < \$300K ■ \$300K - \$649K ■ \$650K - \$999K ■ \$1M - \$2.9M ■ \$3M+

# NEIGHBORHOOD SALES CENTRAL OAHU

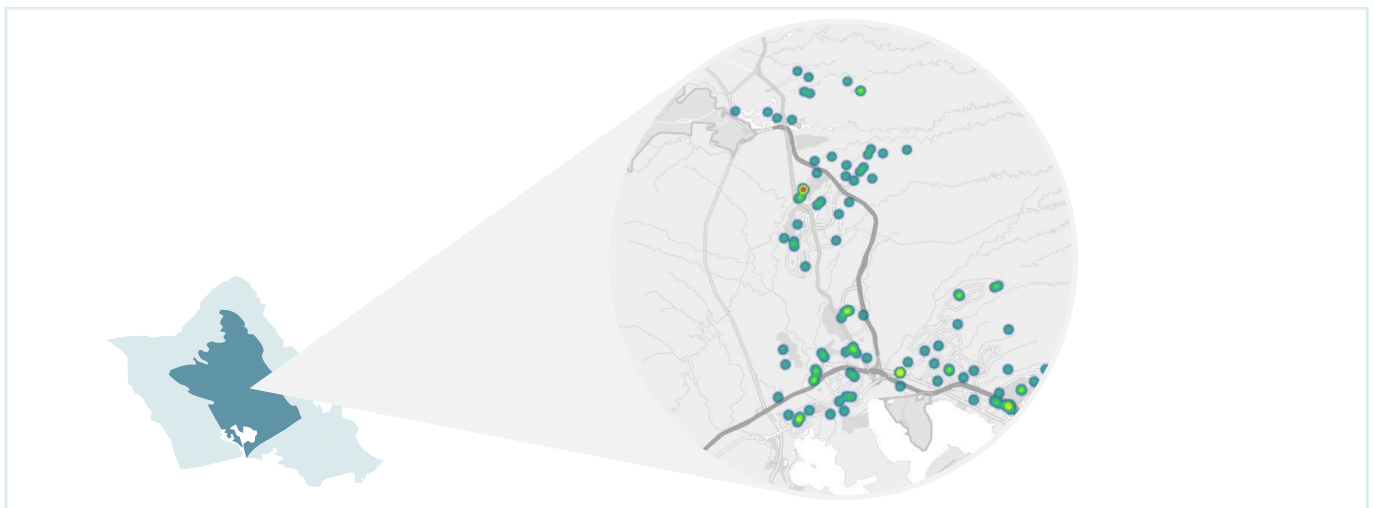
## NEIGHBORHOOD COMPARISON

▲ Increase/Decrease vs. Last Year

● No Change or No Value vs. Last Year

	SINGLE FAMILY HOMES			CONDOMINIUM		
	#	\$ AMT	MEDIAN	#	\$ AMT	MEDIAN
MILILANI AREA	5 ▼	\$5.5 M ▼	\$1.2 M ▲	7 ▼	\$3.7 M ▼	\$550.0 K ▲
PEARLRIDGE	1 -	\$1.4 M -	\$1.4 M -	10 -	\$4.8 M ▼	\$474.0 K ▼
MILILANI MAUKA	5 -	\$6.5 M ▼	\$1.4 M ▲	5 ▼	\$3.1 M ▼	\$645.0 K ▲
WAIKELE	3 ▲	\$3.7 M ▲	\$1.2 M ▲	6 ▲	\$3.8 M ▲	\$640.0 K ▲
WAIPIO ACRES/ WAIKALANI WOODLANDS	--	--	--	8 ▼	\$3.4 M ▼	\$434.5 K ▼
WAIPAHU-LOWER	3 -	\$3.2 M ▲	\$1.1 M ▲	4 -	\$1.1 M ▼	\$270.6 K ▼
WAIPIO GENTRY	4 ▲	\$3.8 M ▲	\$952.5 K ▼	2 ▼	\$974.0 K ▼	\$487.0 K ▼
WAHIAWA AREA	5 ▲	\$4.2 M ▲	\$825.0 K ▼	--	--	--
MANANA	--	--	--	4 -	\$1.4 M ▼	\$299.0 K ▼
LAUNANI VALLEY	--	--	--	4 ▼	\$2.0 M ▼	\$492.5 K ▼

## MONTHLY SALES HEAT MAP



TOP STREETS	#
WAIKALANI PLACE	5
LUMIAUUAU STREET	4
WIKAO STREET	4
KOAUKA LOOP	4
IHO PLACE	3
WAIKALANI DRIVE	3
KAMEHAMEHA HIGHWAY	3
AIEA HEIGHTS DRIVE	2
KAAHUMANU STREET	2
CALIFORNIA AVENUE	2

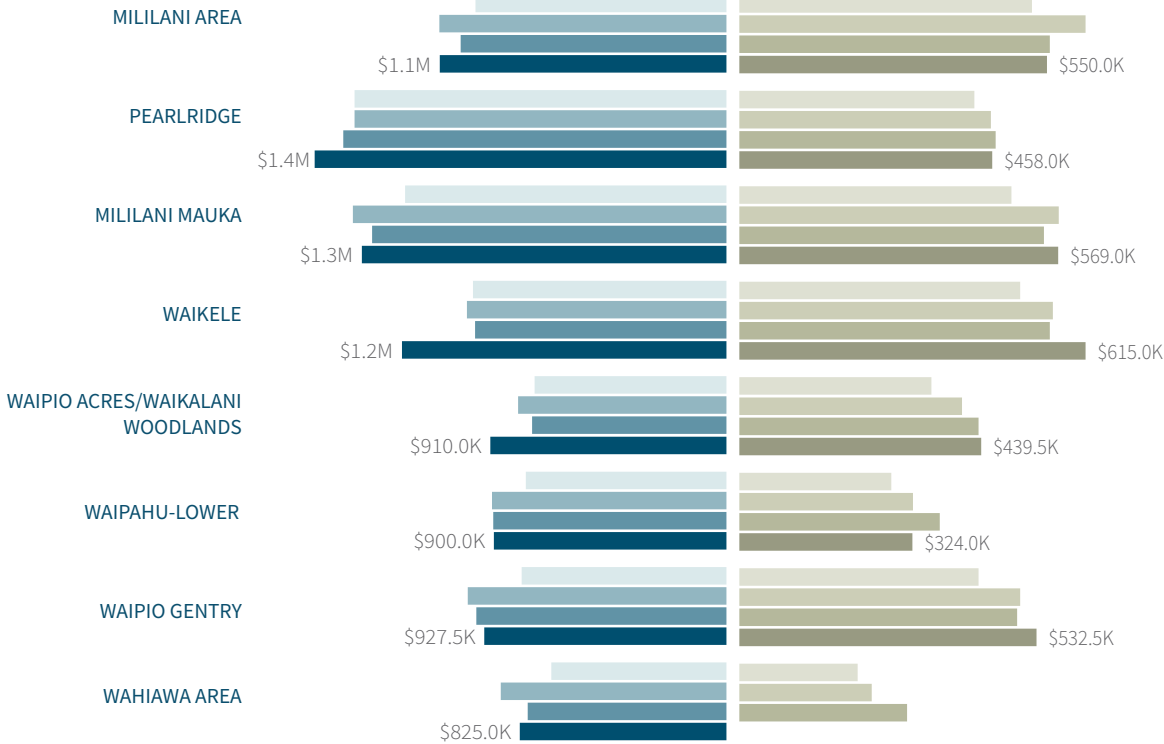
TOP CONDO	#
COLONNADE ON THE GREENS	3
RIDGE AT LAUNANI VALLEY	3
CENTURY PARK PLAZA	3
SU CASA	2
PARKGLEN AT WAIKELE	2
WAIKALANI WOODLANDS	2
FAIRWAY VILLAGE-WAIKELE	2
CROSSPOINTE	1
CRESCENT LANE 3	1
CROWNE AT WAILUNA	1

# YEAR TO DATE CENTRAL OAHU

## SINGLE FAMILY MEDIAN

## CONDOMINIUM MEDIAN

2021 2022 2023 2024



## YEAR TO DATE STATISTICS



### SINGLE FAMILY HOMES

# OF SALES

**188**

↑ **13.3%** VS. LAST YEAR

MEDIAN SALES PRICE

**\$975,000**

↑ **6.3%** VS. LAST YEAR

TOTAL \$ OF SALES

**\$191,697,486**

↑ **20.0%** VS. LAST YEAR



### CONDOMINIUM

# OF SALES

**221**

↓ **3.1%** VS. LAST YEAR

MEDIAN SALES PRICE

**\$492,000**

↓ **0.5%** VS. LAST YEAR

TOTAL \$ OF SALES

**\$107,881,949**

↓ **3.1%** VS. LAST YEAR



### VACANT LAND

# OF SALES

**1**

**0.0%** VS. LAST YEAR

MEDIAN SALES PRICE

**\$555,000**

**0.0%** VS. LAST YEAR

TOTAL \$ OF SALES

**\$555,000**

**0.0%** VS. LAST YEAR



**ANNE JELEA DANG**

Account Manager

West Oahu

(808) 721-5287

annejelea.dang@tghawaii.com

**TG**

TITLE GUARANTY  
HAWAII

www.tghawaii.com