



TITLE GUARANTY HAWAII

CENTRAL OAHU

RESIDENTIAL SALES REPORT MARCH 2024

ISLAND SALES

Single Family Condominium

AVERAGE LIST PRICE



\$1.4 M \$587.4 K

AVERAGE SOLD PRICE



\$1.4 M \$577.0 K

MAX SOLD PRICE



\$13.0 M \$3.0 M

% OF LIST PRICE RECEIVED



98.23% 98.23%

AVERAGE PRICE PER SQFT



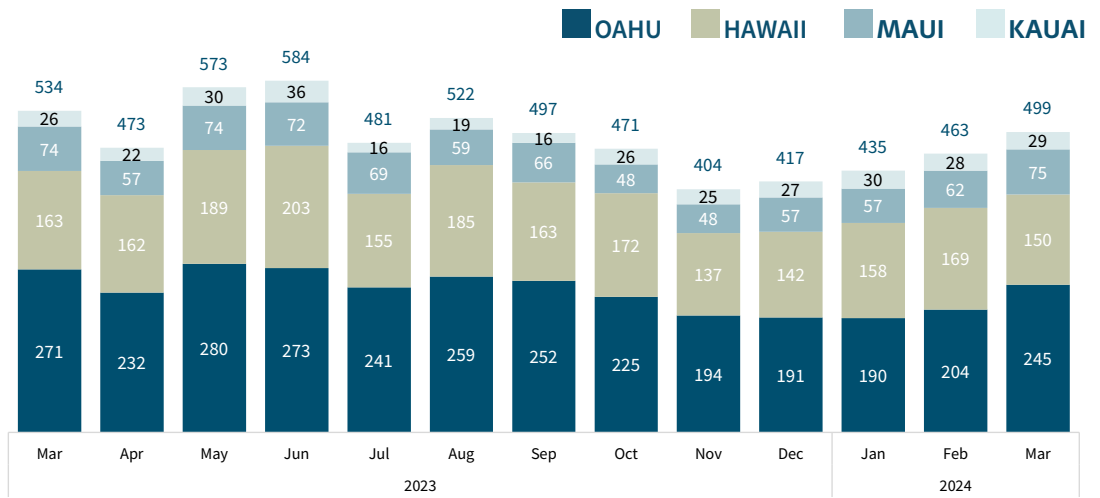
\$665.48 \$673.35

MEDIAN DOM



29 29

SINGLE FAMILY HOMES



OF SALES

245

↑ 20.1% VS. LAST MONTH
↓ 9.6% VS. LAST YEAR

MEDIAN SALES PRICE

\$1,070,000

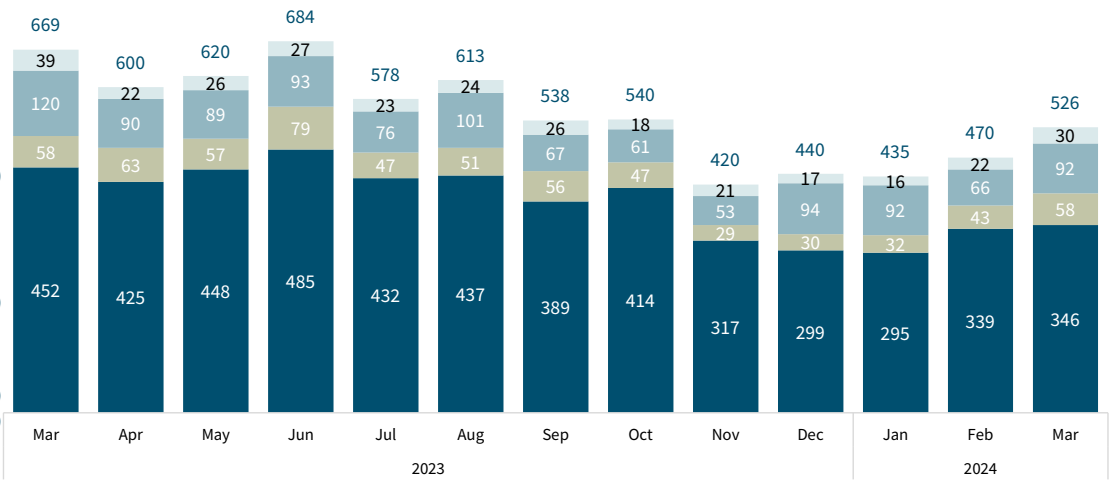
↑ 0.9% VS. LAST MONTH
↑ 1.9% VS. LAST YEAR

TOTAL \$ OF SALES

\$333,347,440

↑ 18.0% VS. LAST MONTH
↓ 9.0% VS. LAST YEAR

CONDOMINIUM



OF SALES

346

↑ 2.1% VS. LAST MONTH
↓ 23.5% VS. LAST YEAR

MEDIAN SALES PRICE

\$500,000

↓ 2.0% VS. LAST MONTH
↓ 6.1% VS. LAST YEAR

TOTAL \$ OF SALES

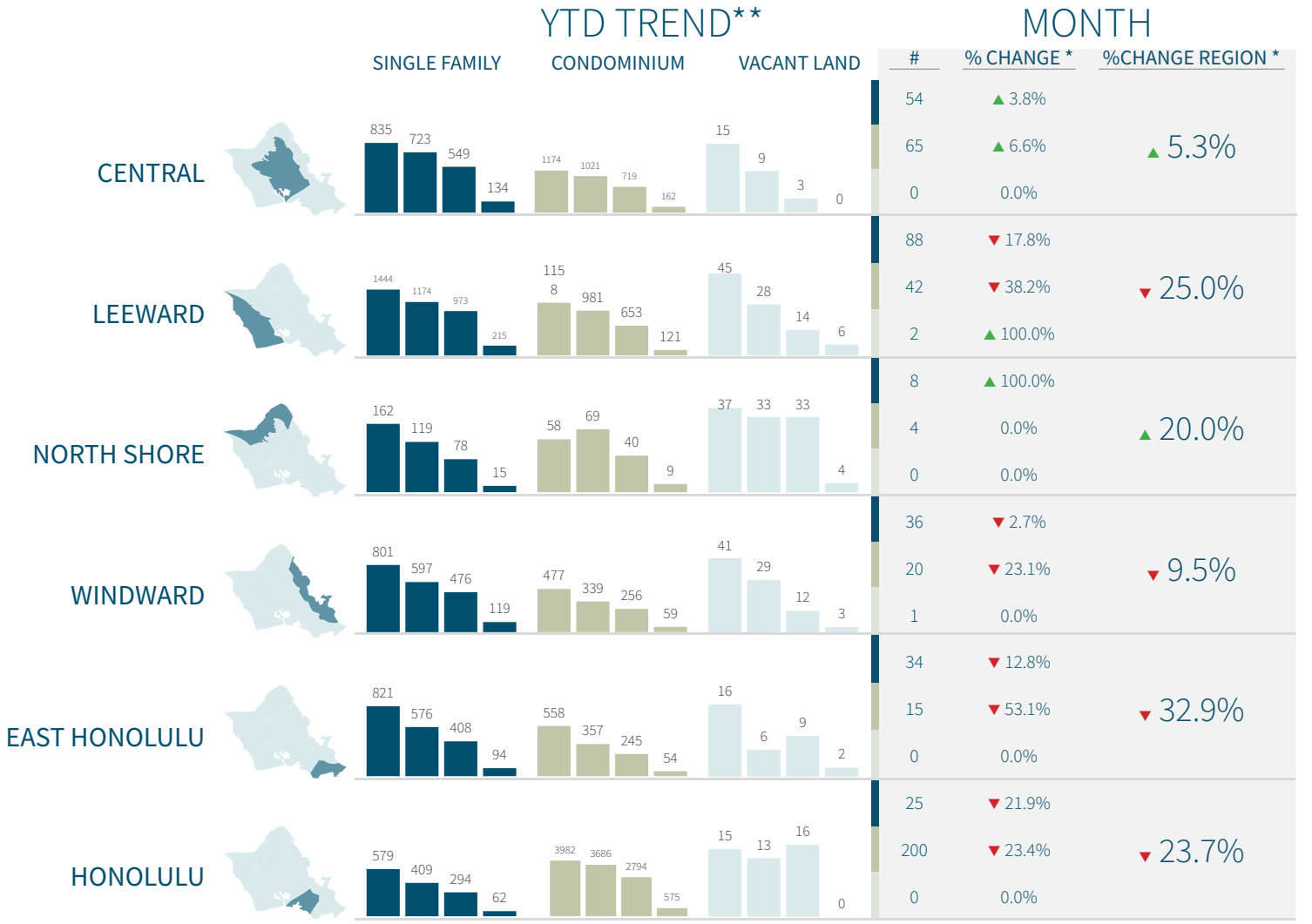
\$199,647,883

↑ 1.6% VS. LAST MONTH
↓ 31.4% VS. LAST YEAR

REGIONAL SALES CENTRAL OAHU

SALES COMPARISON

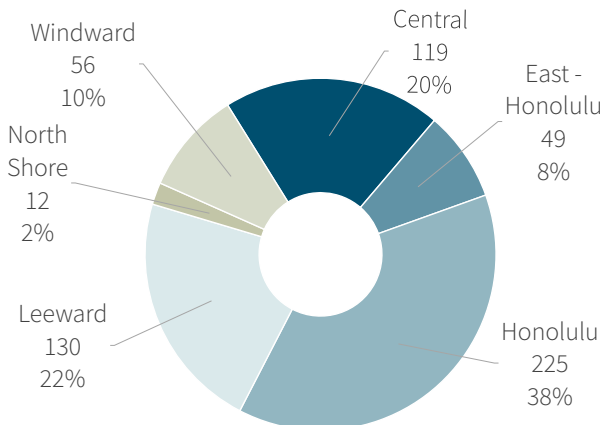
■ Single Family ■ Condominium ■ Vacant Land



**Year-over-year and current YTD shown

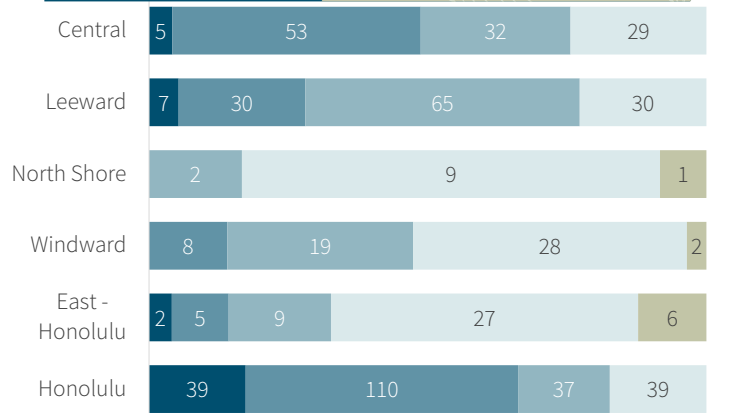
*vs. same month last year

SALES BY REGION



*excluding vacant land sales

SALES BY PRICE RANGE



■ < \$300K ■ \$300K - \$649K ■ \$650K - \$999K ■ \$1M - \$2.9M ■ \$3M+

NEIGHBORHOOD SALES CENTRAL OAHU

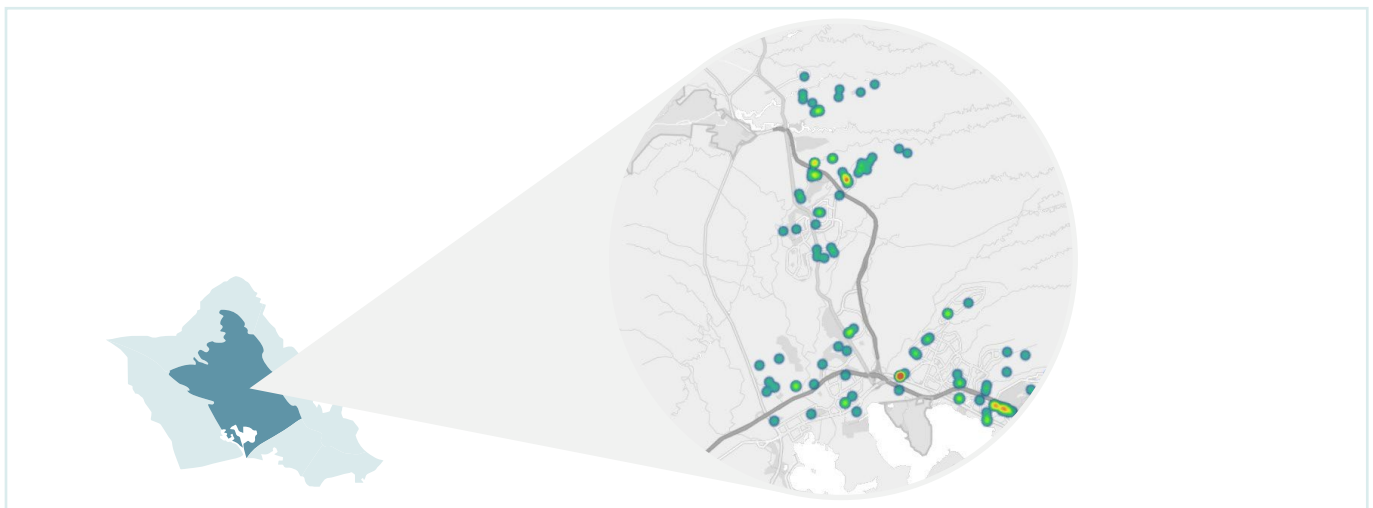
NEIGHBORHOOD COMPARISON

▲ Increase/Decrease vs. Last Year

● No Change or No Value vs. Last Year

	SINGLE FAMILY HOMES			CONDOMINIUM		
	#	\$ AMT	MEDIAN	#	\$ AMT	MEDIAN
PEARLRIDGE	1 -	\$1.5 M -	\$1.5 M -	14 ▲	\$6.5 M ▲	\$477.5 K ▲
MILILANI MAUKA	4 -	\$5.4 M ▲	\$1.4 M ▲	10 ▲	\$5.2 M ▲	\$537.5 K ▲
MILILANI AREA	5 ▼	\$4.8 M ▼	\$1.0 M ▲	7 ▲	\$4.4 M ▲	\$695.0 K ▲
WAIPIO ACRES/ WAIKALANI WOODLANDS	--	--	--	6 ▼	\$3.0 M ▼	\$517.3 K ▼
WAHIWA AREA	6 ▲	\$5.8 M ▲	\$910.0 K ▲	--	--	--
LAUNANI VALLEY	--	--	--	5 ▲	\$2.5 M ▲	\$480.0 K ▼
FOSTER VILLAGE	5 ▲	\$6.2 M ▲	\$1.2 M ▲	--	--	--
MANANA	--	--	--	5 ▲	\$1.7 M ▲	\$291.0 K ▲
ROYAL KUNIA	3 ▼	\$3.1 M ▼	\$1.0 M ▲	1 -	\$436.0 K -	\$436.0 K -
PEARL CITY-UPPER	4 ▼	\$4.2 M ▼	\$1.0 M ▲	--	--	--

MONTHLY SALES HEAT MAP



TOP STREETS	#
WIKAO STREET	5
KAMEHAMEHA HIGHWAY	5
WAIKALANI DRIVE	4
KOAUKA LOOP	4
UAO PLACE	3
MAKAIKAI STREET	3
AINAMAKUA DRIVE	2
HALOA DRIVE	2
AIEA HEIGHTS DRIVE	2
CALIFORNIA AVENUE	2

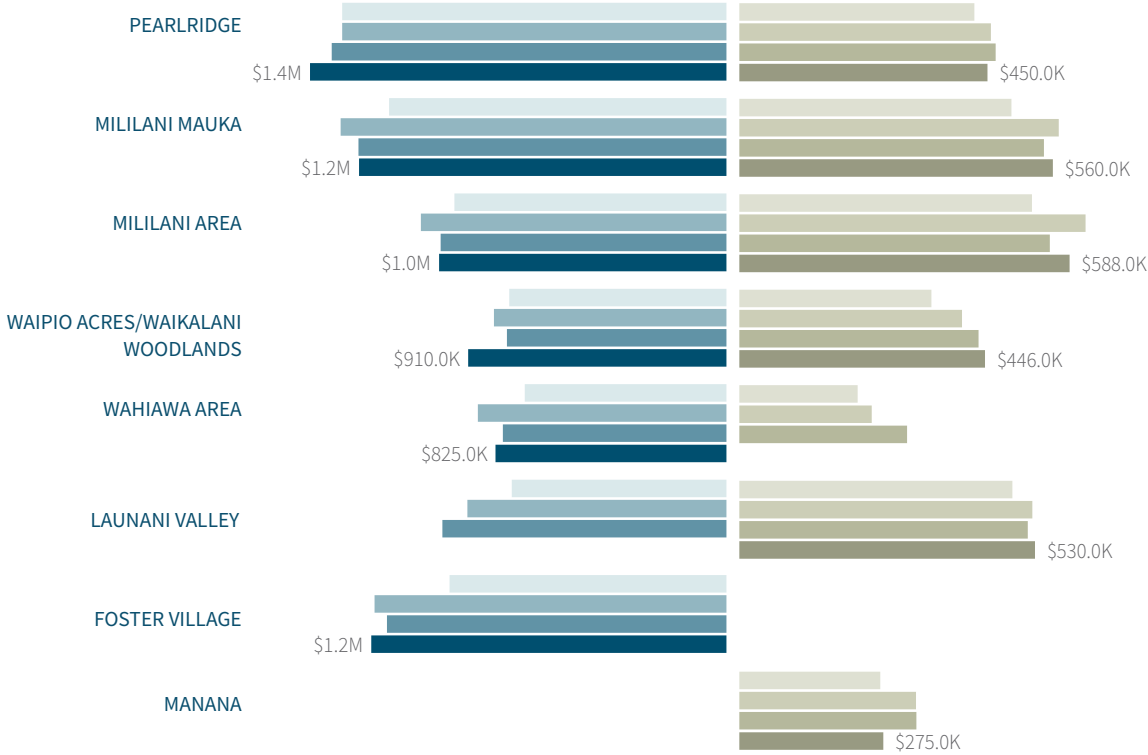
TOP CONDO	#
CENTURY PARK PLAZA	5
LELE PONO	3
RIDGE AT LAUNANI VALLEY	3
WAIKALANI WOODLANDS	3
PEARL RIDGE GDNS & TWR	2
CROSSPOINTE	2
KUOLA 1 - RAINBOW SERIES	2
NORTHPOINTE 1	2
OLALOA III	2
MILILANI GARDEN HOMES 2	2

YEAR TO DATE CENTRAL OAHU

SINGLE FAMILY MEDIAN

CONDOMINIUM MEDIAN

2021 2022 2023 2024



YEAR TO DATE STATISTICS



SINGLE FAMILY HOMES

OF SALES

134

↑ **16.5%** VS. LAST YEAR

MEDIAN SALES PRICE

\$950,000

↑ **3.3%** VS. LAST YEAR

TOTAL \$ OF SALES

\$134,153,650

↑ **23.5%** VS. LAST YEAR



CONDOMINIUM

OF SALES

162

↑ **2.5%** VS. LAST YEAR

MEDIAN SALES PRICE

\$498,500

↑ **3.6%** VS. LAST YEAR

TOTAL \$ OF SALES

\$79,486,259

↑ **4.3%** VS. LAST YEAR



VACANT LAND

OF SALES

0

0.0% VS. LAST YEAR

MEDIAN SALES PRICE

\$0

0.0% VS. LAST YEAR

TOTAL \$ OF SALES

\$0

0.0% VS. LAST YEAR



ANNE JELEA DANG

Account Manager

West Oahu

(808) 721-5287

annejelea.dang@tghawaii.com

TG

TITLE GUARANTY
HAWAII

www.tghawaii.com