



TITLE GUARANTY HAWAII

MAUI

RESIDENTIAL SALES REPORT MAY 2026

ISLAND SALES

Single Family Condominium

AVERAGE LIST PRICE



\$1.6 M \$942.3 K

AVERAGE SOLD PRICE



\$1.5 M \$890.1 K

MAX SOLD PRICE



\$5.6 M \$6.0 M

% OF LIST PRICE RECEIVED



94.29% 94.46%

AVERAGE PRICE PER SQFT



\$810.52 \$927.74

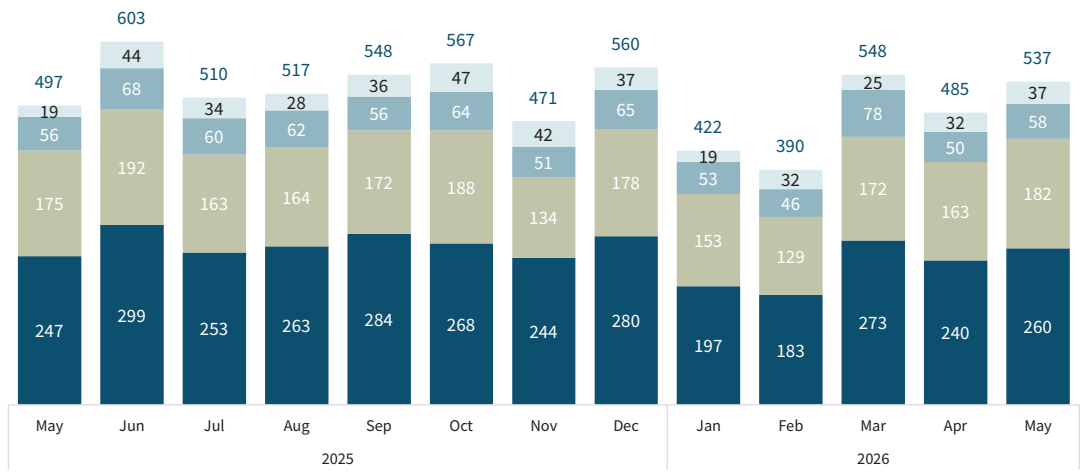
AVERAGE DOM



151 153

OAHU HAWAII MAUI KAUAI

SINGLE FAMILY HOMES



OF SALES

58

16.0% VS. LAST MONTH
3.6% VS. LAST YEAR

MEDIAN SALES PRICE

\$1,174,500

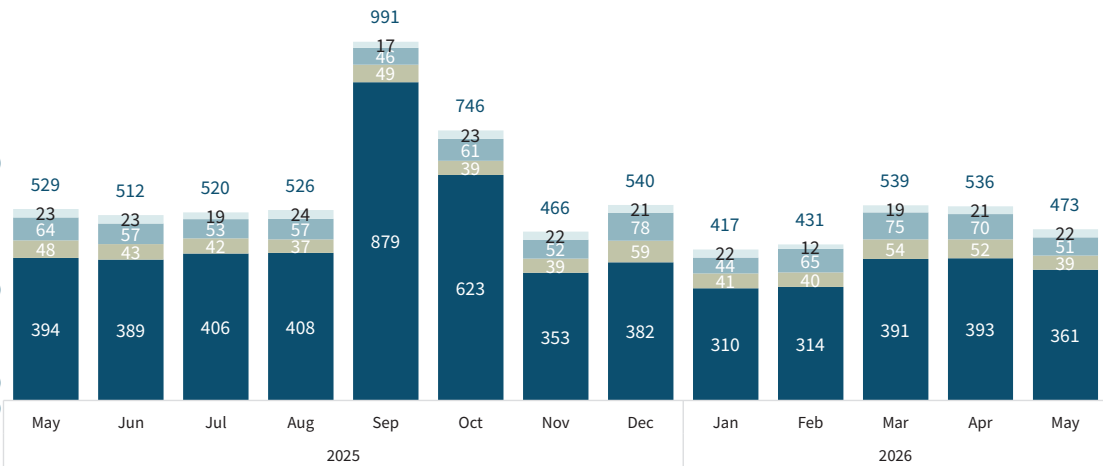
9.3% VS. LAST MONTH
9.0% VS. LAST YEAR

TOTAL \$ OF SALES

\$85,879,537

14.1% VS. LAST MONTH
0.3% VS. LAST YEAR

CONDOMINIUM



OF SALES

51

27.1% VS. LAST MONTH
20.3% VS. LAST YEAR

MEDIAN SALES PRICE

\$597,000

8.3% VS. LAST MONTH
21.7% VS. LAST YEAR

TOTAL \$ OF SALES

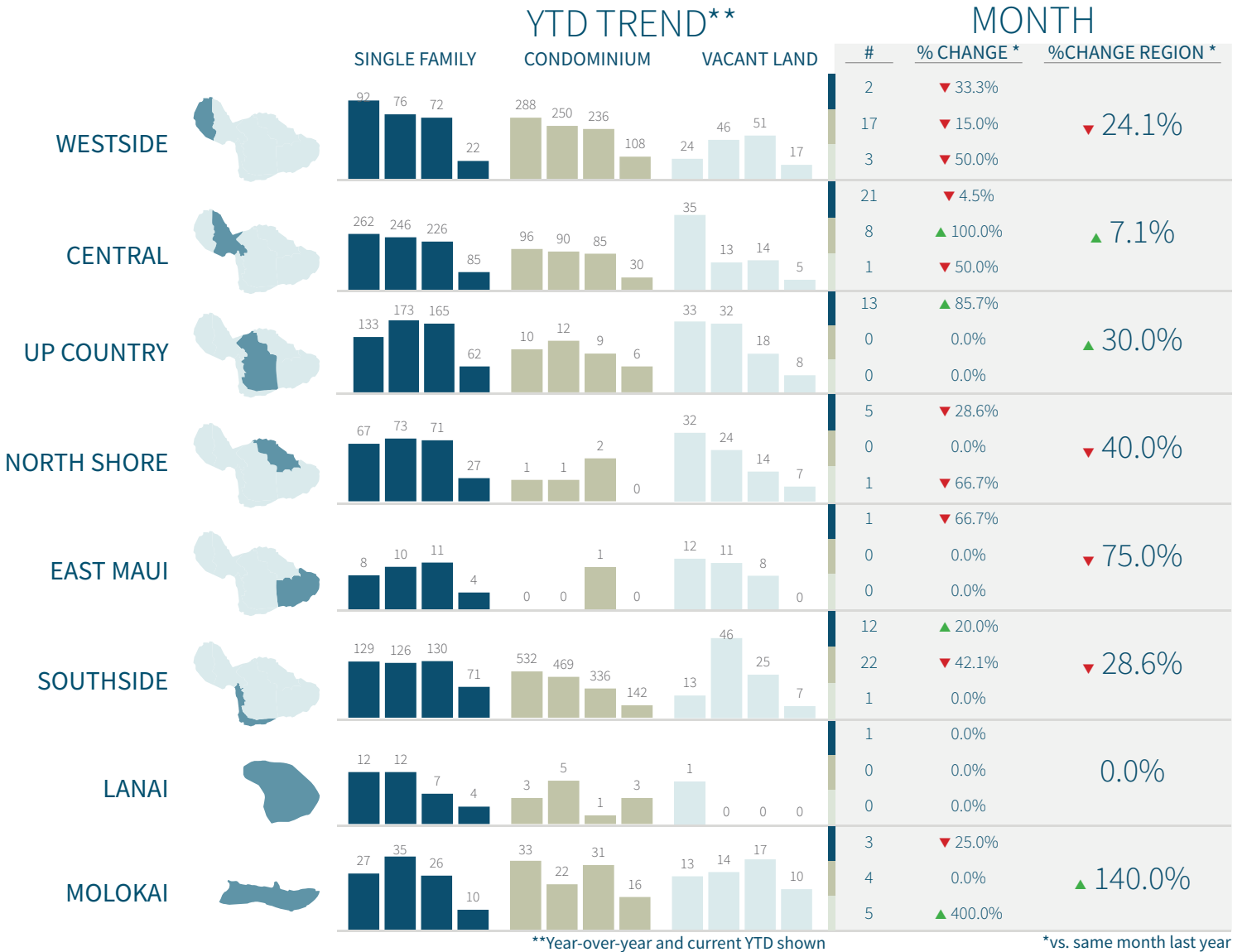
\$45,397,352

33.3% VS. LAST MONTH
34.9% VS. LAST YEAR

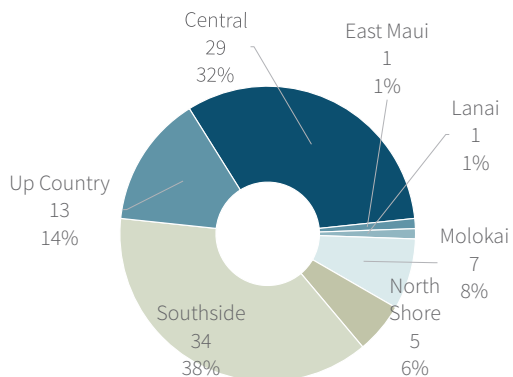
REGIONAL SALES MAUI

SALES COMPARISON

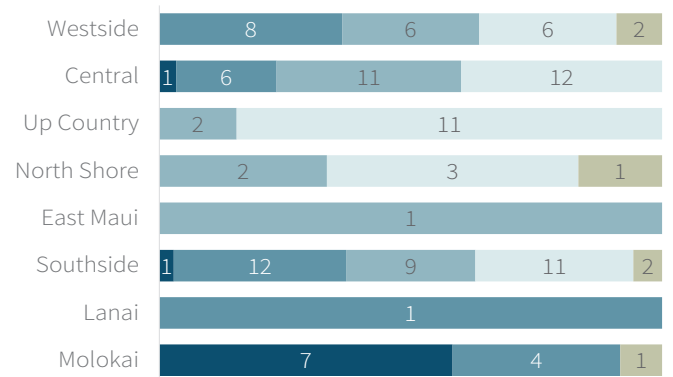
■ Single Family ■ Condominium ■ Vacant Land



SALES BY REGION



SALES BY PRICE RANGE



*excluding vacant land sales

■ < \$300K ■ \$300K - \$649K ■ \$650K - \$999K ■ \$1M - \$2.9M ■ \$3M+

NEIGHBORHOOD SALES MAUI

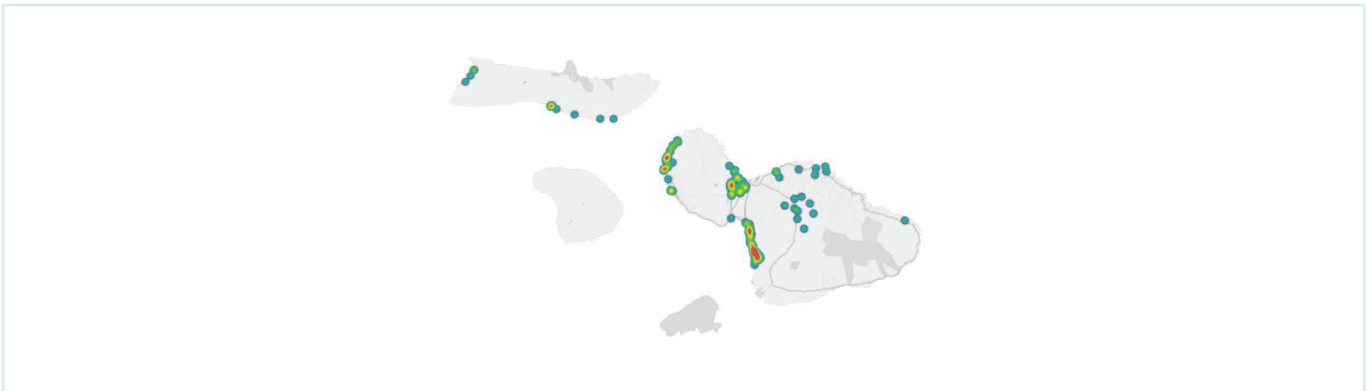
NEIGHBORHOOD COMPARISON

▲ Increase/Decrease vs. Last Year

● - No Change or No Value vs. Last Year

		SINGLE FAMILY HOMES			CONDOMINIUM		
		#	\$ AMT	MEDIAN	#	\$ AMT	MEDIAN
WESTSIDE	Kaanapali	1 -	\$5.6 M ▲	\$5.6 M ▲	7 ▼	\$13.2 M ▲	\$1.7 M ▲
	Napili, Kahana, Mahinahina	--	--	--	7 ▼	\$3.9 M ▼	\$575.0 K ▼
	Kapalua	1 -	\$5.5 M ▼	\$5.5 M ▼	1 ▼	\$1.4 M ▼	\$1.4 M ▲
CENTRAL	Wailuku	13 ▲	\$14.2 M ▼	\$1.2 M ▼	6 ▲	\$3.6 M ▲	\$631.2 K ▲
	Kahului	6 ▼	\$5.4 M ▼	\$918.0 K ▼	2 -	\$487.1 K -	\$243.6 K -
	Waihee	2 -	\$2.0 M -	\$980.0 K -	--	--	--
UP COUNTRY	Kula, Pukalani	7 ▲	\$10.6 M ▲	\$1.3 M ▼	--	--	--
	Makawao, Olinda	4 ▲	\$5.5 M ▲	\$1.4 M ▲	--	--	--
	Haliimaile	2 -	\$2.7 M -	\$1.4 M -	--	--	--
EAST MAUI	Hana	1 ▼	\$990.0 K ▼	\$990.0 K ▼	--	--	--
NORTH SHORE	Haiku	4 ▼	\$7.3 M ▼	\$1.7 M ▲	--	--	--
	Paia	1 -	\$995.0 K -	\$995.0 K -	--	--	--
SOUTHSIDE	Kihei	8 -	\$12.3 M ▼	\$1.3 M ▼	19 ▼	\$11.5 M ▼	\$590.0 K ▼
	Wailea, Makena	4 ▲	\$7.9 M ▲	\$1.6 M ▼	2 ▼	\$8.7 M ▼	\$4.4 M ▲
	Maalaea	--	--	--	1 ▼	\$495.0 K ▼	\$495.0 K ▼
LANAI	Lanai	1 -	\$400.0 K -	\$400.0 K -	--	--	--
MOLOKAI	Molokai	3 ▼	\$4.5 M ▲	\$425.0 K ▼	4 -	\$824.0 K -	\$197.0 K -

MONTHLY SALES HEAT MAP



TOP NEIGHBORHOODS

	#
KAMAOLE III	6
KIHEI	3
WALEA	3
KAANAPALI	3
KAHANA	3
NORTH KIHEI	3
KAMAOLE I	2
KALEPOLEPO	2
HONOKOWAI	2
KALUAKOI	2

TOP CONDOMINIUMS

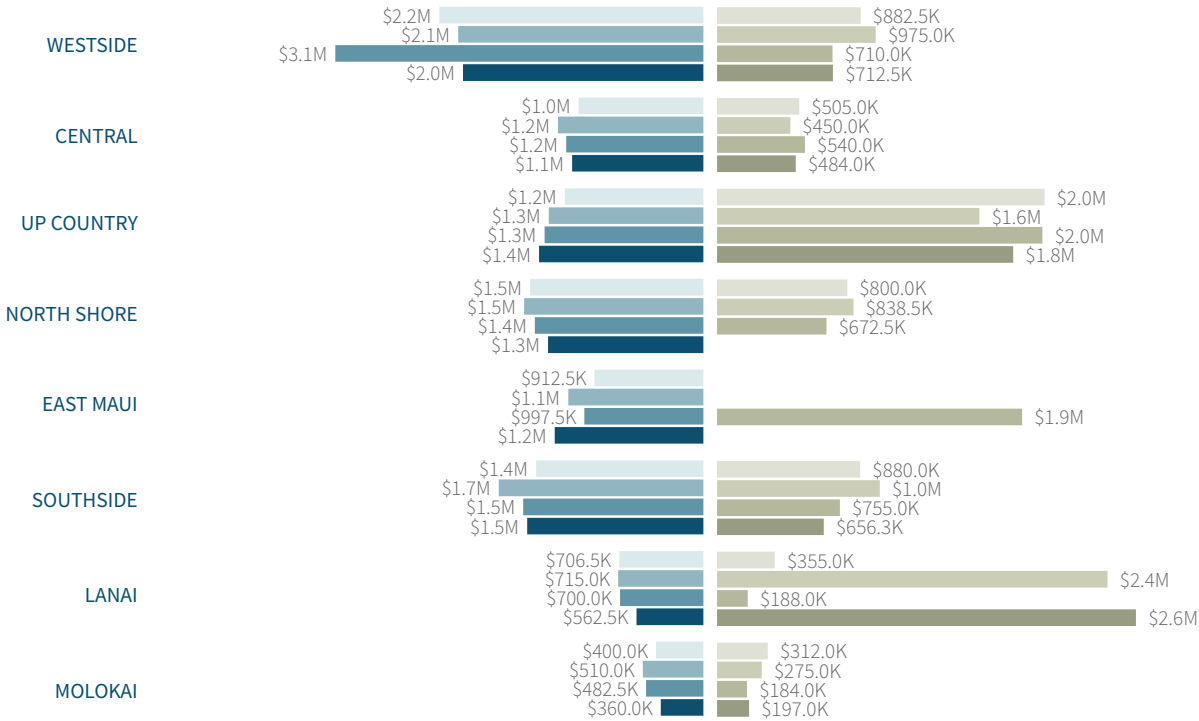
	#
KAMAOLE SANDS	4
WEST MOLOKAI RESORT	2
KAHANA MANOR	2
KEHALANI GARDENS	2
MAUI VISTA	2
HONUA KAI - HOKU LANI	1
HARBOR LIGHTS	1
HOOLEA TERRACE AT KEHALANI	1
HALE ROYALE	1
IAO PARKSIDE IV-B	1

YEAR TO DATE MAUI

SINGLE FAMILY MEDIAN

CONDOMINIUM MEDIAN

2023 2024 2025 2026



YEAR TO DATE STATISTICS



SINGLE FAMILY HOMES

OF SALES

285

↑ 1.1% VS. LAST YEAR

MEDIAN SALES PRICE

\$1,250,000

↓ 3.8% VS. LAST YEAR

TOTAL \$ OF SALES

\$440,523,074

↓ 14.4% VS. LAST YEAR



CONDOMINIUM

OF SALES

305

↑ 2.7% VS. LAST YEAR

MEDIAN SALES PRICE

\$670,000

↓ 11.8% VS. LAST YEAR

TOTAL \$ OF SALES

\$318,519,768

↓ 13.8% VS. LAST YEAR



VACANT LAND

OF SALES

54

↓ 14.3% VS. LAST YEAR

MEDIAN SALES PRICE

\$665,000

↓ 25.5% VS. LAST YEAR

TOTAL \$ OF SALES

\$56,551,500

↓ 45.2% VS. LAST YEAR



NICOLE DUQUE

Account Manager

Maui

(808) 868-6322

nicole.duque@tghawaii.com

TG

TITLE GUARANTY
HAWAII

www.tghawaii.com