



TITLE GUARANTY HAWAII

MAUI

RESIDENTIAL SALES REPORT APRIL 2026

ISLAND SALES

Single Family Condominium

AVERAGE LIST PRICE



\$1.6 M \$1.0 M

AVERAGE SOLD PRICE



\$1.5 M \$971.6 K

MAX SOLD PRICE



\$4.2 M \$5.0 M

% OF LIST PRICE RECEIVED



93.77% 95.13%

AVERAGE PRICE PER SQFT



\$812.08 \$941.94

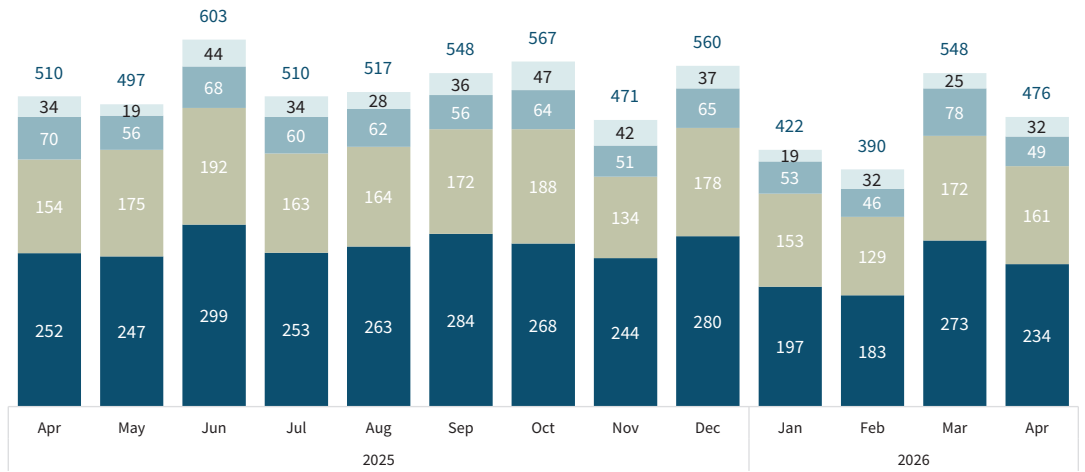
AVERAGE DOM



160 169

OAHU HAWAII MAUI KAUAI

SINGLE FAMILY HOMES



OF SALES

49

37.2% VS. LAST MONTH
30.0% VS. LAST YEAR

MEDIAN SALES PRICE

\$1,290,000

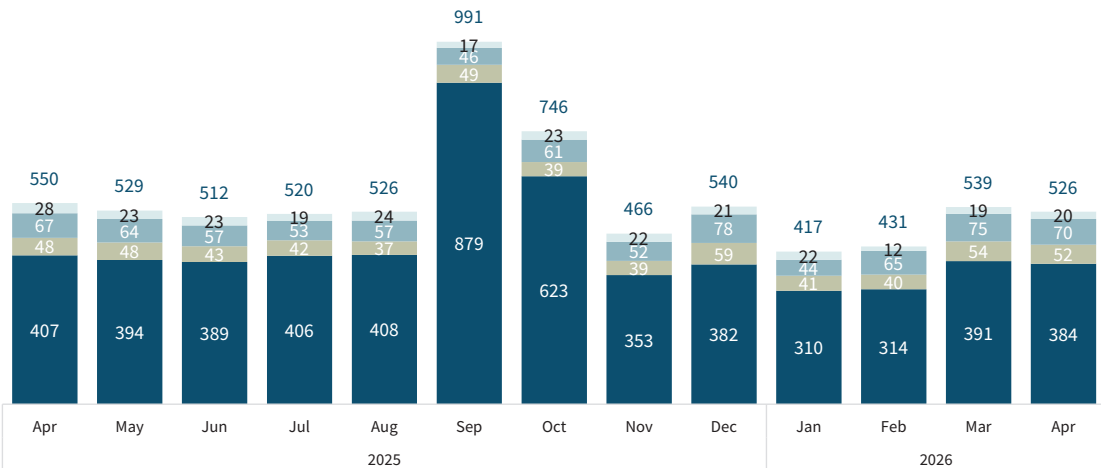
7.5% VS. LAST MONTH
6.4% VS. LAST YEAR

TOTAL \$ OF SALES

\$73,827,499

35.7% VS. LAST MONTH
42.7% VS. LAST YEAR

CONDOMINIUM



OF SALES

70

6.7% VS. LAST MONTH
4.5% VS. LAST YEAR

MEDIAN SALES PRICE

\$651,250

3.5% VS. LAST MONTH
8.9% VS. LAST YEAR

TOTAL \$ OF SALES

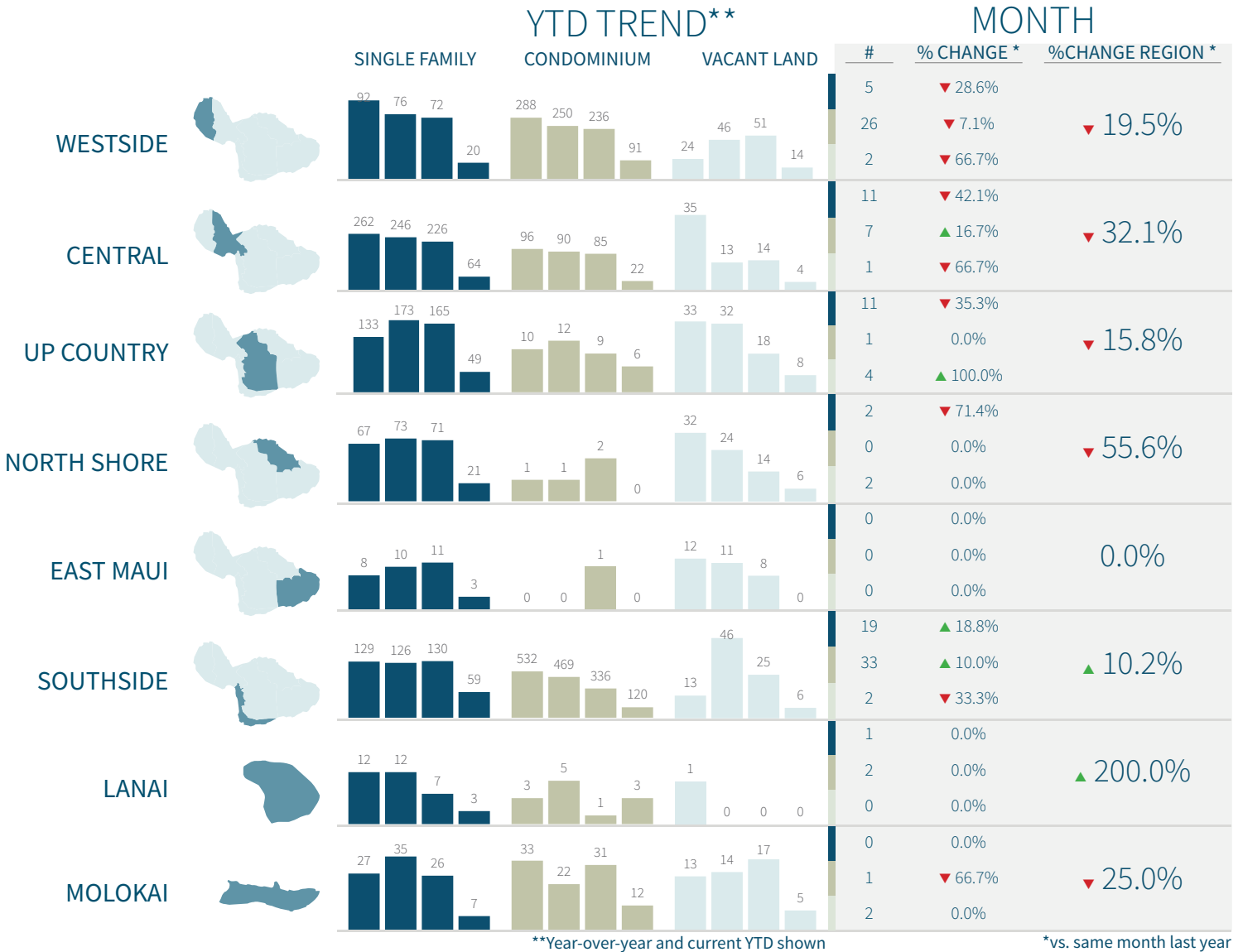
\$68,012,968

24.5% VS. LAST MONTH
17.5% VS. LAST YEAR

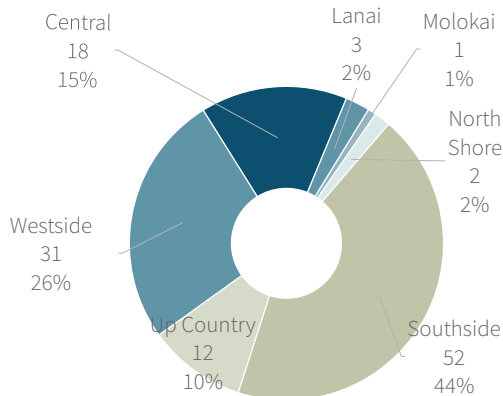
REGIONAL SALES MAUI

SALES COMPARISON

■ Single Family ■ Condominium ■ Vacant Land

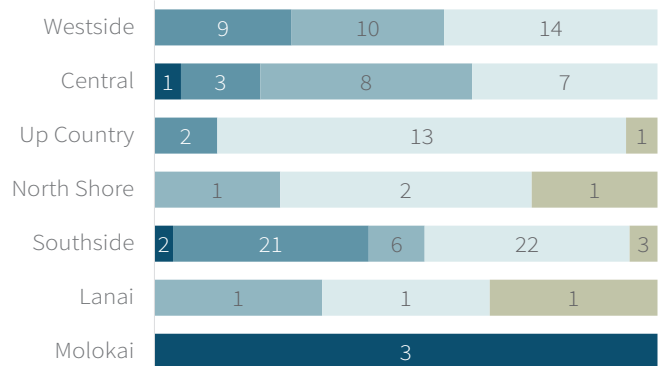


SALES BY REGION



*excluding vacant land sales

SALES BY PRICE RANGE



■ < \$300K ■ \$300K - \$649K ■ \$650K - \$999K ■ \$1M - \$2.9M ■ \$3M+

NEIGHBORHOOD SALES MAUI

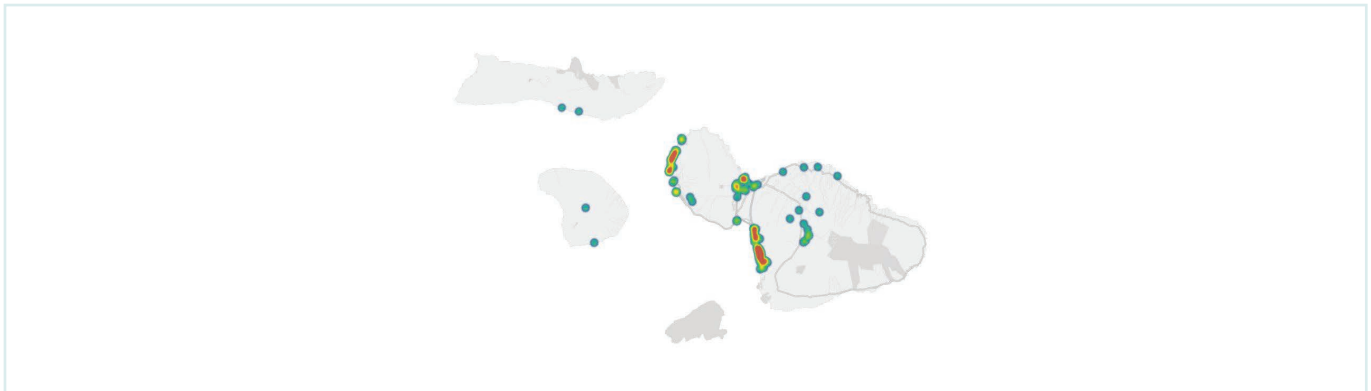
NEIGHBORHOOD COMPARISON

▲ Increase/Decrease vs. Last Year

● No Change or No Value vs. Last Year

		SINGLE FAMILY HOMES			CONDOMINIUM		
		#	\$ AMT	MEDIAN	#	\$ AMT	MEDIAN
WESTSIDE	Kaanapali	--	--	--	13 ▲	\$15.0 M ▲	\$963.0 K ▲
	Napili, Kahana, Mahinahina	3 ▲	\$4.7 M ▲	\$1.5 M ▲	5 ▼	\$3.0 M ▼	\$610.0 K ▼
	Kapalua	--	--	--	4 ▼	\$4.5 M ▼	\$950.0 K ▼
CENTRAL	Wailuku	5 ▼	\$5.4 M ▼	\$1.2 M ▼	4 ▼	\$3.0 M ▼	\$790.0 K ▲
	Kahului	6 -	\$6.2 M ▼	\$1.1 M ▼	3 ▲	\$790.0 K ▲	\$300.0 K ▼
UP COUNTRY	Kula, Pukalani	6 ▼	\$10.0 M ▼	\$1.7 M ▲	1 -	\$1.8 M -	\$1.8 M -
	Haliimaile	3 ▲	\$3.9 M ▲	\$1.2 M ▼	--	--	--
	Makawao, Olinda	2 ▼	\$2.6 M ▼	\$1.3 M ▼	--	--	--
NORTH SHORE	Haiku	2 ▼	\$1.9 M ▼	\$962.8 K ▼	--	--	--
SOUTHSIDE	Kihei	13 ▲	\$16.3 M ▼	\$1.3 M ▼	26 ▲	\$17.4 M ▲	\$551.0 K ▼
	Wailea, Makena	6 ▼	\$17.2 M ▲	\$2.6 M ▲	5 ▼	\$11.0 M ▼	\$2.0 M ▲
	Maalaea	--	--	--	2 ▲	\$1.0 M ▲	\$510.0 K ▼
LANAI	Lanai	1 -	\$859.0 K ▲	\$859.0 K ▲	2 -	\$7.6 M -	\$3.8 M -
MOLOKAI	Molokai	--	--	--	1 ▼	\$230.0 K ▼	\$230.0 K ▲

MONTHLY SALES HEAT MAP



TOP NEIGHBORHOODS

#

NORTH KIHEI	8
KAANAPALI	7
KAMAOLE III	6
WAILEA	5
HONOKOWAI	5
KAMAOLE I	5
KAPALUA	4
KALEPOLEPO	4
LAHAINA TOWN	4
KALAMA	3

TOP CONDOMINIUMS

#

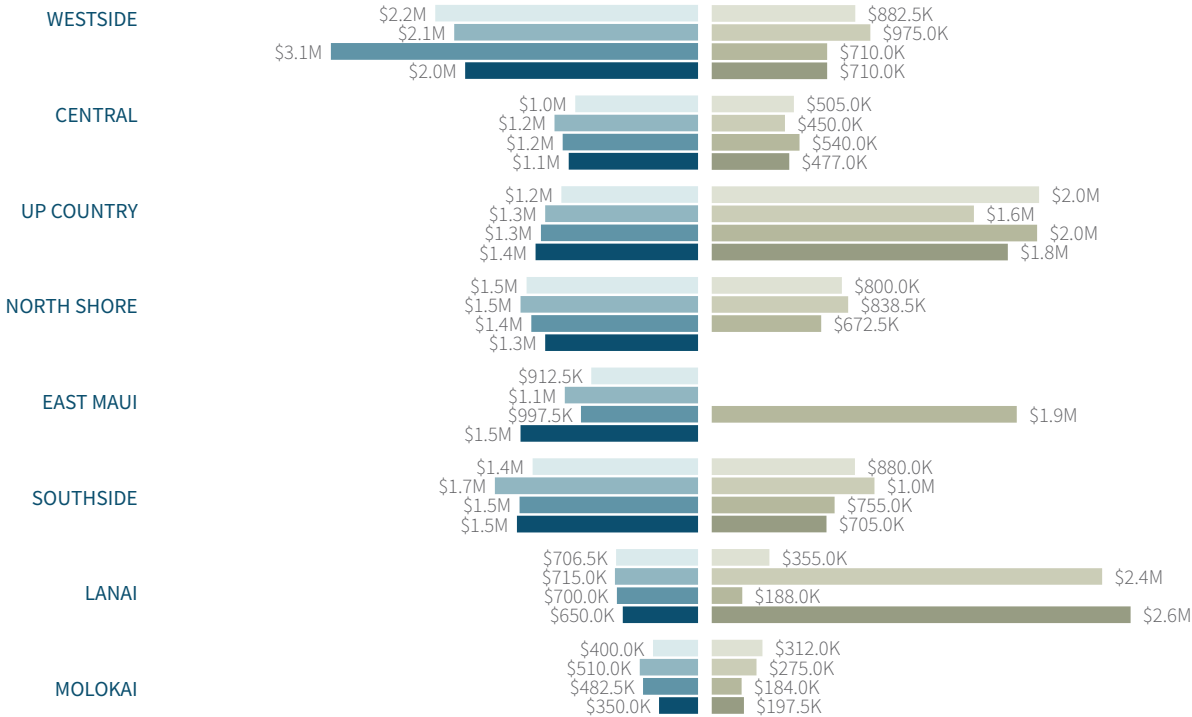
LAHAINA SHORES	3
KAMAOLE SANDS	3
KAANAPALI ALII	3
KEONEKAI VILLAGES	3
KIHEI VILLAGES V	2
MAUI KAAANAPALI VILLAS	2
PAPAKEA RESORT I II	2
KAPALUA RIDGE	2
HALE ROYALE	1
HALE HUI KAI	1

YEAR TO DATE MAUI

SINGLE FAMILY MEDIAN

CONDOMINIUM MEDIAN

2023 2024 2025 2026



YEAR TO DATE STATISTICS



SINGLE FAMILY HOMES

OF SALES

226

0.0% VS. LAST YEAR

MEDIAN SALES PRICE

\$1,297,500

0.8% VS. LAST YEAR

TOTAL \$ OF SALES

\$353,198,537

17.6% VS. LAST YEAR



CONDOMINIUM

OF SALES

254

9.0% VS. LAST YEAR

MEDIAN SALES PRICE

\$699,000

7.7% VS. LAST YEAR

TOTAL \$ OF SALES

\$273,122,416

8.9% VS. LAST YEAR



VACANT LAND

OF SALES

43

10.4% VS. LAST YEAR

MEDIAN SALES PRICE

\$700,000

13.8% VS. LAST YEAR

TOTAL \$ OF SALES

\$50,776,500

33.2% VS. LAST YEAR



NICOLE DUQUE

Account Manager

Maui

(808) 868-6322

nicole.duque@tghawaii.com

TG

TITLE GUARANTY
HAWAII

www.tghawaii.com