



TITLE GUARANTY HAWAII

MAUI

RESIDENTIAL SALES REPORT APRIL 2024

ISLAND SALES

Single Family Condominium

AVERAGE LIST PRICE



\$1.9 M \$1.8 M

AVERAGE SOLD PRICE



\$1.9 M \$1.8 M

MAX SOLD PRICE



\$11.5 M \$13.0 M

% OF LIST PRICE RECEIVED



97.31% 97.96%

AVERAGE PRICE PER SQFT



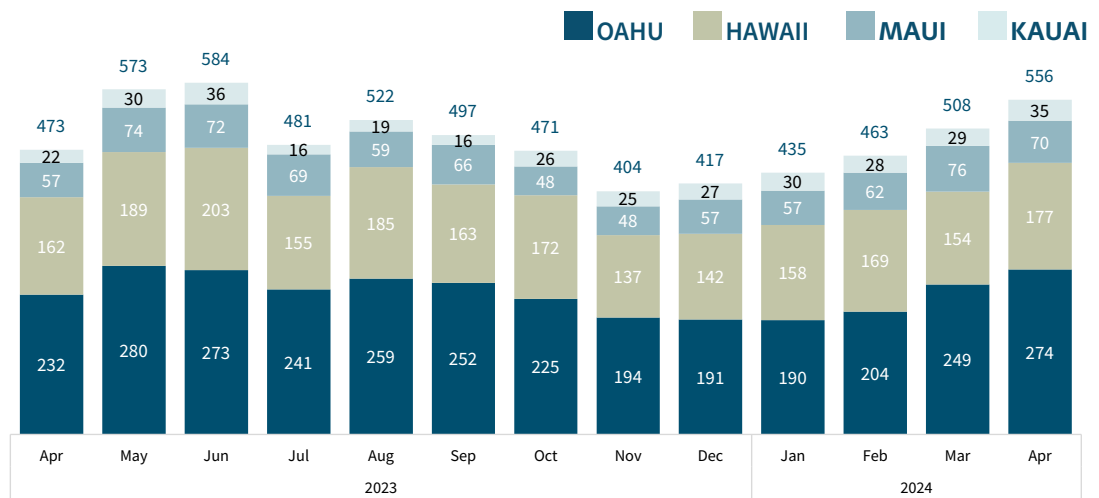
\$899.87 \$1,305.02

AVERAGE DOM



115 162

SINGLE FAMILY HOMES



OF SALES

70

7.9% VS. LAST MONTH
22.8% VS. LAST YEAR

MEDIAN SALES PRICE

\$1,312,561

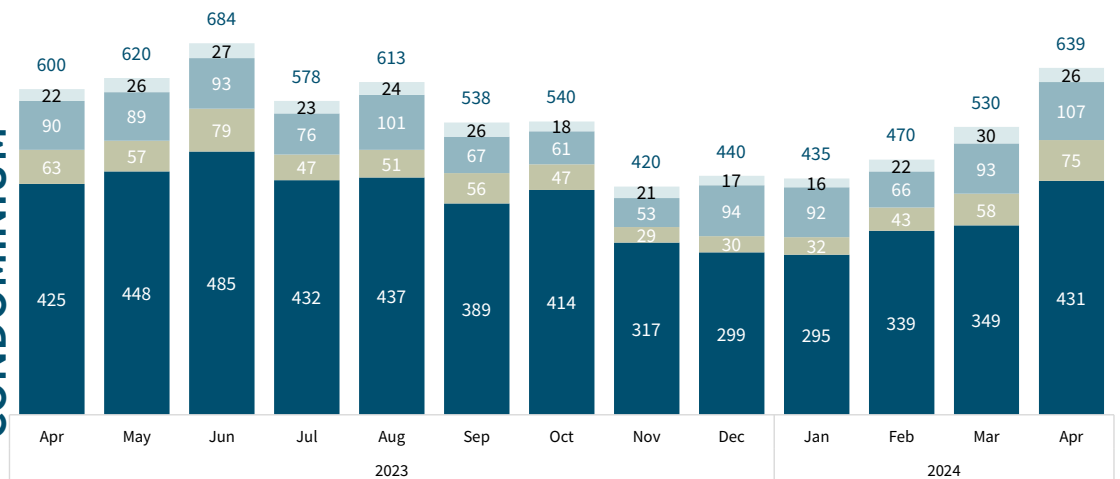
1.0% VS. LAST MONTH
19.3% VS. LAST YEAR

TOTAL \$ OF SALES

\$130,267,463

9.7% VS. LAST MONTH
32.6% VS. LAST YEAR

CONDOMINIUM



OF SALES

107

15.1% VS. LAST MONTH
18.9% VS. LAST YEAR

MEDIAN SALES PRICE

\$960,000

26.3% VS. LAST MONTH
8.1% VS. LAST YEAR

TOTAL \$ OF SALES

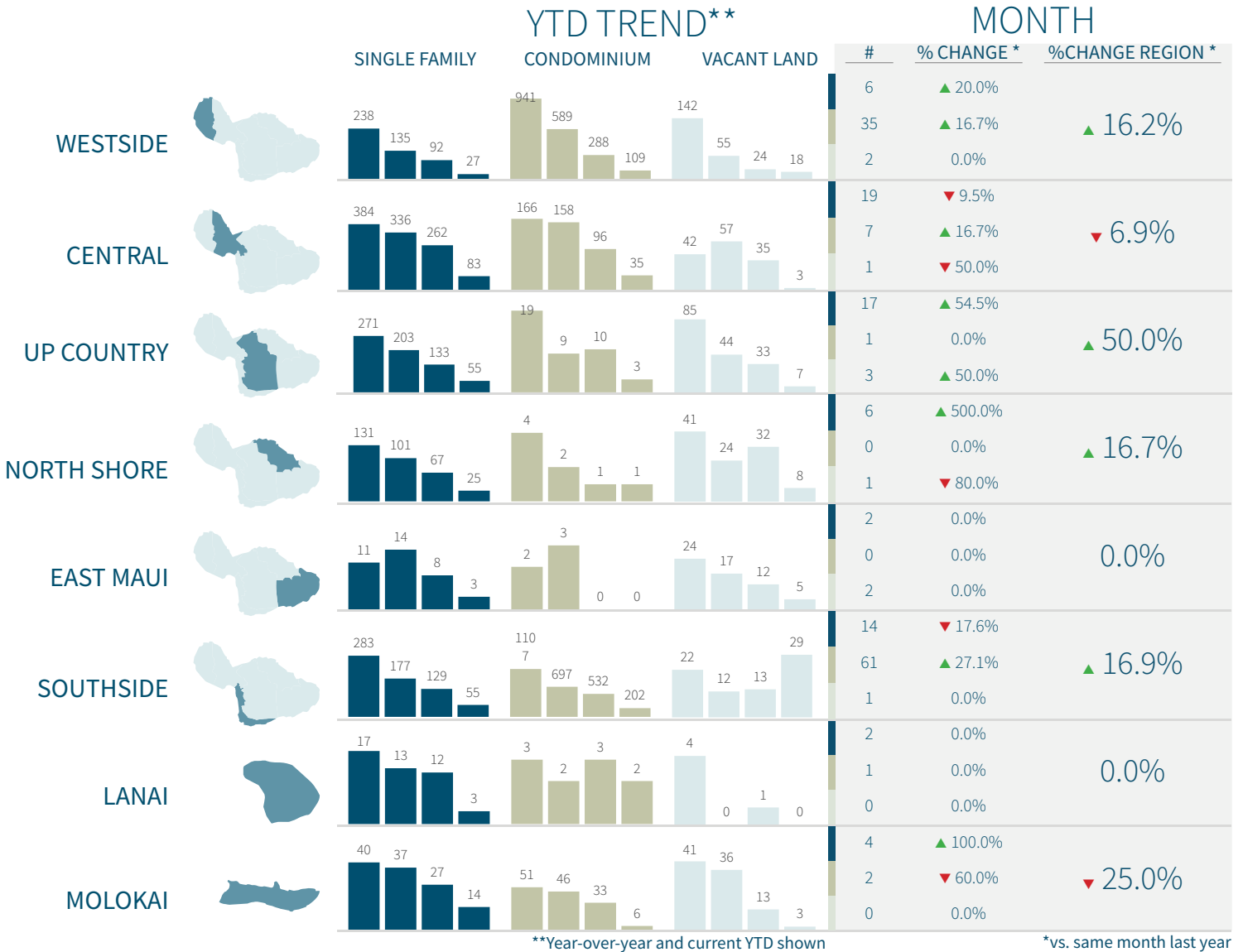
\$191,347,000

28.8% VS. LAST MONTH
90.9% VS. LAST YEAR

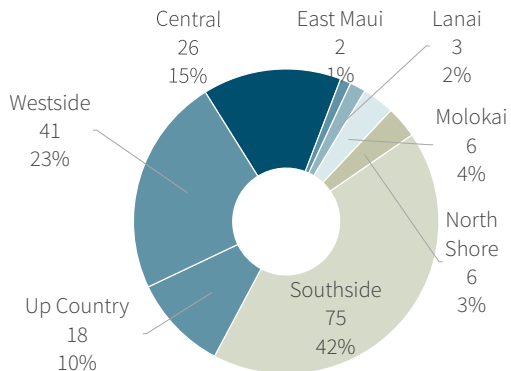
REGIONAL SALES MAUI

SALES COMPARISON

■ Single Family ■ Condominium ■ Vacant Land

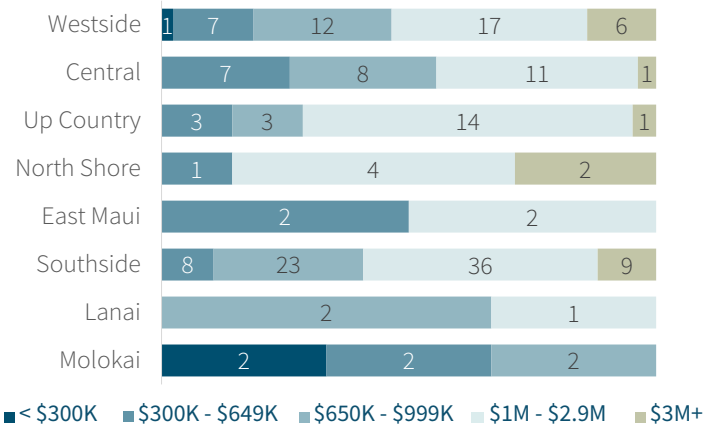


SALES BY REGION



*excluding vacant land sales

SALES BY PRICE RANGE



■ < \$300K ■ \$300K - \$649K ■ \$650K - \$999K ■ \$1M - \$2.9M ■ \$3M+

NEIGHBORHOOD SALES MAUI

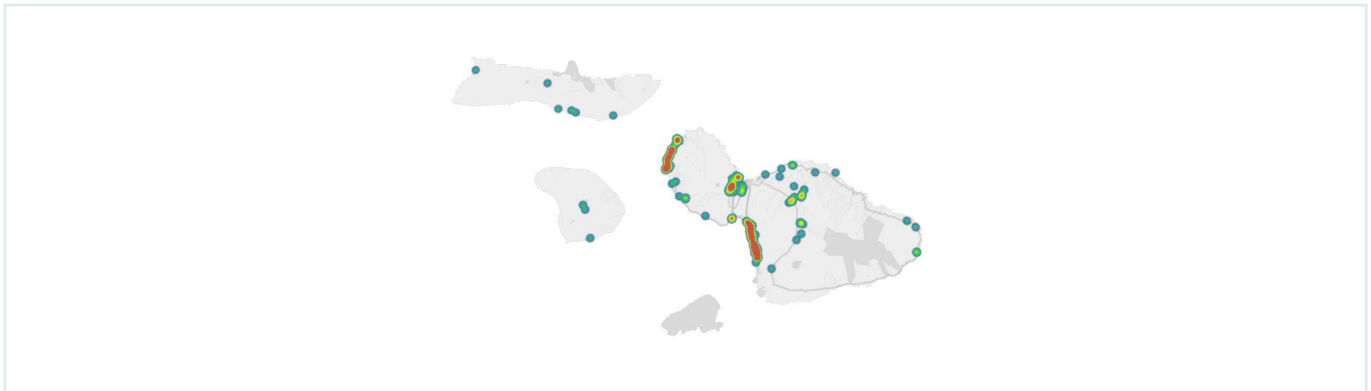
NEIGHBORHOOD COMPARISON

▲ Increase/Decrease vs. Last Year

● No Change or No Value vs. Last Year

		SINGLE FAMILY HOMES			CONDOMINIUM		
		#	\$ AMT	MEDIAN	#	\$ AMT	MEDIAN
WESTSIDE	Kaanapali	1 ▼	\$2.6 M ▼	\$2.6 M ▼	17 ▲	\$26.5 M ▲	\$1.5 M ▲
	Napili, Kahana, Mahinahina	1 ▼	\$1.6 M ▼	\$1.6 M ▼	13 ▲	\$11.3 M ▲	\$765.0 K ▼
	Kapalua	1 -	\$3.2 M -	\$3.2 M -	5 ▲	\$19.7 M ▲	\$1.5 M ▲
CENTRAL	Wailuku	17 -	\$22.0 M ▲	\$1.2 M ▼	5 -	\$3.6 M ▲	\$650.0 K ▲
	Kahului	2 ▼	\$1.9 M ▼	\$937.5 K ▲	2 ▲	\$815.0 K ▲	\$407.5 K ▲
UP COUNTRY	Kula, Pukalani	8 ▲	\$11.4 M ▲	\$1.4 M ▲	1 -	\$2.4 M ▲	\$2.4 M ▲
	Haliimaile	5 ▲	\$13.7 M ▲	\$1.3 M ▲	--	--	--
	Makawao, Olinda	4 -	\$6.0 M ▲	\$1.3 M ▲	--	--	--
NORTH SHORE	Haiku	4 ▲	\$9.4 M ▲	\$1.5 M ▲	--	--	--
	Paia	2 -	\$13.2 M -	\$6.6 M -	--	--	--
EAST MAUI	Hana	2 -	\$1.6 M -	\$809.0 K -	--	--	--
SOUTHSIDE	Kihei	11 -	\$17.6 M ▲	\$1.6 M ▲	44 ▲	\$42.6 M ▲	\$875.0 K ▲
	Wailea, Makena	3 ▼	\$14.9 M ▼	\$6.3 M ▲	13 ▲	\$77.3 M ▲	\$3.5 M ▲
	Maalaea	--	--	--	4 ▲	\$4.3 M ▲	\$1.1 M ▲
LANAI	Lanai	2 -	\$1.4 M -	\$697.5 K -	1 -	\$2.4 M -	\$2.4 M -
MOLOKAI	Molokai	4 ▲	\$2.3 M ▲	\$582.2 K ▼	2 ▼	\$485.0 K ▼	\$242.5 K ▼

MONTHLY SALES HEAT MAP



TOP NEIGHBORHOODS

#

KAANAPALI	10
KALEPOLEPO	10
WAILEA	8
NORTH KIHEI	7
HONOKOWAI	7
KEHALANI	6
KAMAOLE I	6
KIHEI	5
KAHANA	4
KAMAOLE II	4

TOP CONDOMINIUMS

#

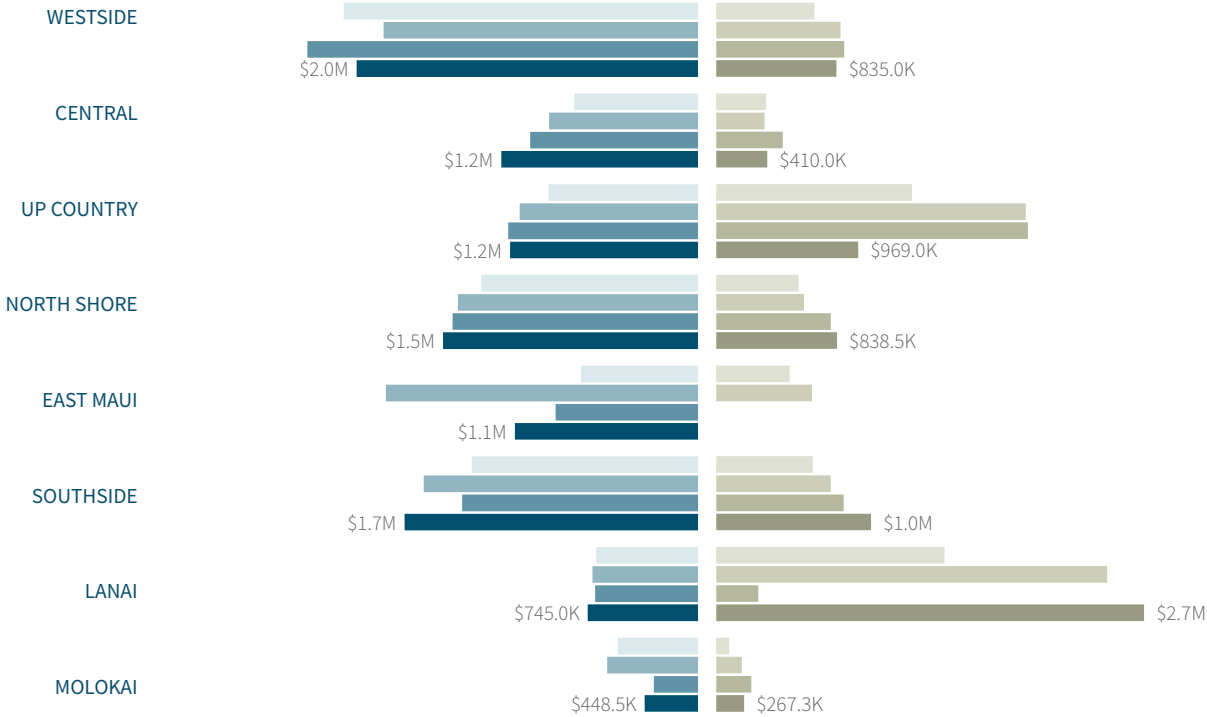
MAUI VISTA	6
KAUHALE MAKAI	3
KAHANA MANOR	2
KIHEI AKAHI	2
KEONEKAI VILLAGES	2
KAI MAKANI	2
KIHEI BEACH	2
HONUA KAI - HOKU LANI	2
KAI ANI VILLAGE	2
KEALIA	2

YEAR TO DATE MAUI

SINGLE FAMILY MEDIAN

CONDOMINIUM MEDIAN

2021 2022 2023 2024



YEAR TO DATE STATISTICS



SINGLE FAMILY HOMES

OF SALES

265

↑ **11.8%** VS. LAST YEAR

MEDIAN SALES PRICE

\$1,300,000

↑ **13.5%** VS. LAST YEAR

TOTAL \$ OF SALES

\$471,413,500

↑ **6.7%** VS. LAST YEAR



CONDOMINIUM

OF SALES

358

↑ **8.8%** VS. LAST YEAR

MEDIAN SALES PRICE

\$865,000

↑ **6.9%** VS. LAST YEAR

TOTAL \$ OF SALES

\$517,637,482

↑ **36.6%** VS. LAST YEAR



VACANT LAND

OF SALES

73

↑ **19.7%** VS. LAST YEAR

MEDIAN SALES PRICE

\$1,125,000

↑ **78.6%** VS. LAST YEAR

TOTAL \$ OF SALES

\$176,528,501

↑ **159.1%** VS. LAST YEAR



BRIANNA SERIKAKU

Account Manager
Maui

(808) 208-4908

bserikaku@tghawaii.com

TG

TITLE GUARANTY
HAWAII

www.tghawaii.com