



TITLE GUARANTY HAWAII

MAUI

RESIDENTIAL SALES REPORT MARCH 2026

ISLAND SALES

Single Family Condominium

AVERAGE LIST PRICE



\$1.5 M \$1.3 M

AVERAGE SOLD PRICE



\$1.5 M \$1.2 M

MAX SOLD PRICE



\$6.6 M \$12.3 M

% OF LIST PRICE RECEIVED



95.30% 94.31%

AVERAGE PRICE PER SQFT



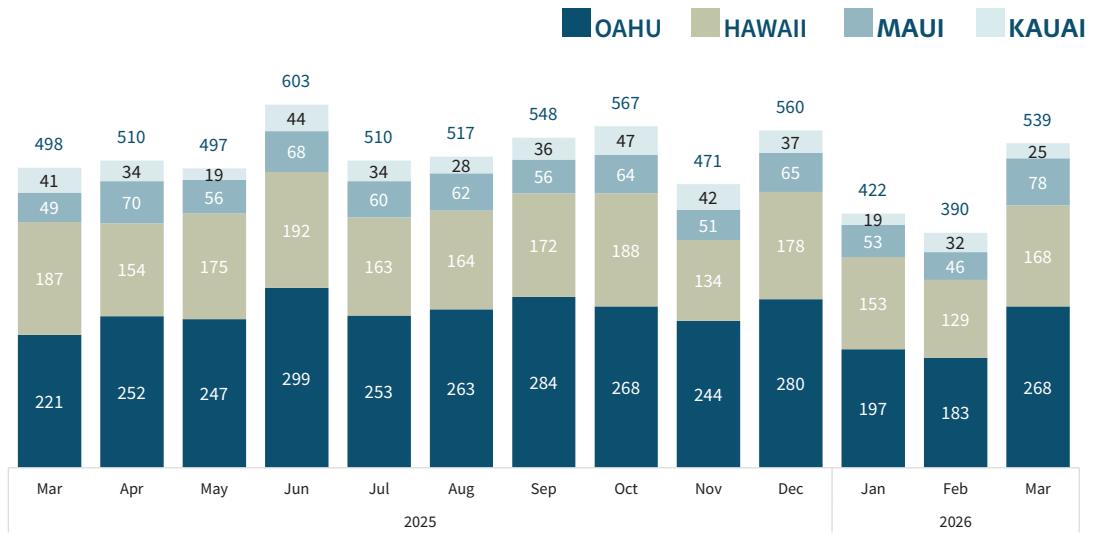
\$776.41 \$951.58

AVERAGE DOM



140 152

SINGLE FAMILY HOMES



OF SALES

78

69.6% VS. LAST MONTH
59.2% VS. LAST YEAR

MEDIAN SALES PRICE

\$1,200,000

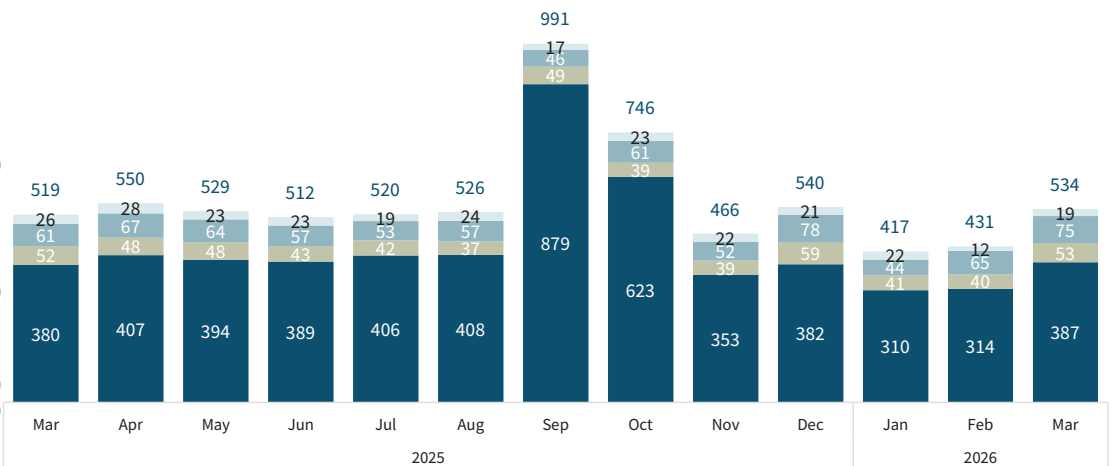
4.0% VS. LAST MONTH
7.3% VS. LAST YEAR

TOTAL \$ OF SALES

\$115,060,705

82.9% VS. LAST MONTH
7.2% VS. LAST YEAR

CONDOMINIUM



OF SALES

75

15.4% VS. LAST MONTH
23.0% VS. LAST YEAR

MEDIAN SALES PRICE

\$675,000

20.1% VS. LAST MONTH
17.7% VS. LAST YEAR

TOTAL \$ OF SALES

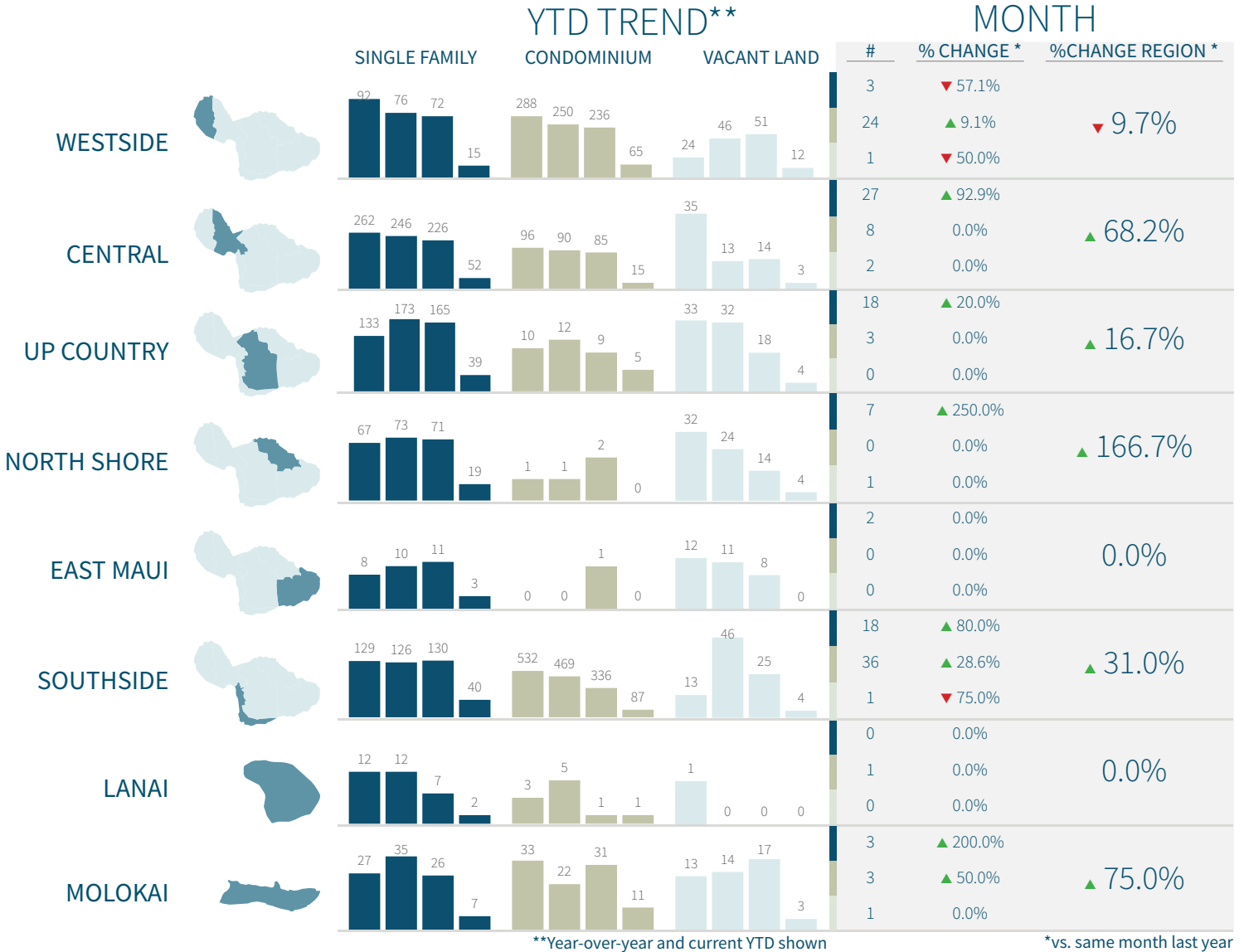
\$90,064,748

21.3% VS. LAST MONTH
2.1% VS. LAST YEAR

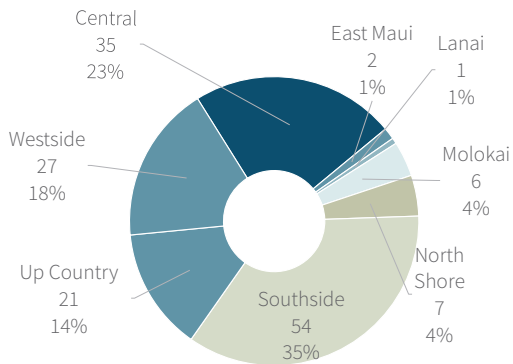
REGIONAL SALES MAUI

SALES COMPARISON

■ Single Family ■ Condominium ■ Vacant Land

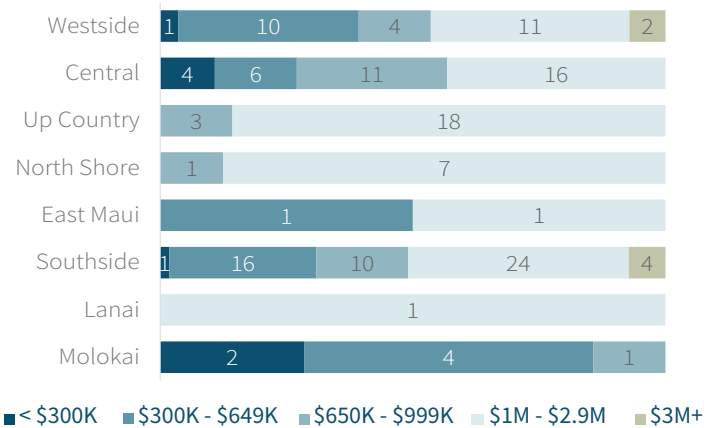


SALES BY REGION



*excluding vacant land sales

SALES BY PRICE RANGE



■ < \$300K ■ \$300K - \$649K ■ \$650K - \$999K ■ \$1M - \$2.9M ■ \$3M+

NEIGHBORHOOD SALES MAUI

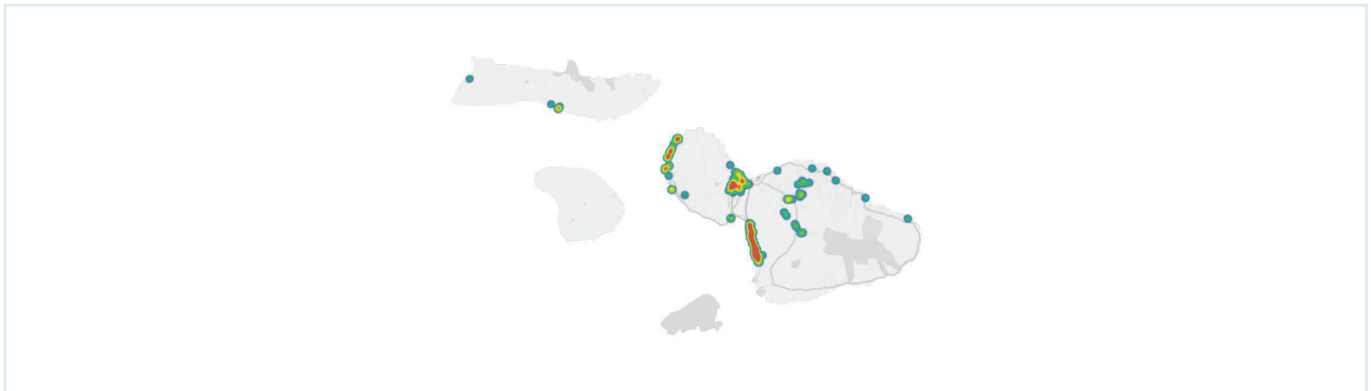
NEIGHBORHOOD COMPARISON

▲ Increase/Decrease vs. Last Year

● No Change or No Value vs. Last Year

		SINGLE FAMILY HOMES			CONDOMINIUM		
		#	\$ AMT	MEDIAN	#	\$ AMT	MEDIAN
WESTSIDE	Kaanapali	1 -	\$3.1 M ▼	\$3.1 M ▼	9 ▲	\$12.1 M ▲	\$1.1 M ▼
	Napili, Kahana, Mahinahina	1 ▼	\$1.5 M ▼	\$1.5 M ▲	8 ▼	\$7.9 M ▲	\$537.5 K ▼
	Kapalua	--	--	--	4 -	\$5.2 M ▼	\$1.4 M ▲
CENTRAL	Wailuku	19 ▲	\$20.7 M ▲	\$1.1 M ▲	3 ▼	\$1.9 M ▼	\$675.0 K ▼
	Kahului	7 ▲	\$8.0 M ▲	\$1.2 M ▲	5 ▲	\$1.2 M ▲	\$199.0 K ▼
	Waihee	1 -	\$740.0 K -	\$740.0 K -	--	--	--
UP COUNTRY	Kula, Pukalani	14 ▲	\$21.3 M ▲	\$1.2 M ▲	3 -	\$5.7 M -	\$2.0 M -
	Makawao, Olinda	3 -	\$3.3 M ▼	\$1.1 M ▼	--	--	--
	Haliimaile	1 ▼	\$1.6 M ▼	\$1.6 M ▲	--	--	--
EAST MAUI	Hana	2 -	\$2.6 M -	\$1.3 M -	--	--	--
NORTH SHORE	Haiku	6 ▲	\$10.3 M ▲	\$1.5 M ▼	--	--	--
	Paia	1 -	\$1.2 M -	\$1.2 M -	--	--	--
SOUTHSIDE	Kihei	11 ▲	\$14.7 M ▲	\$1.3 M ▼	25 ▲	\$16.9 M ▲	\$600.0 K ▼
	Wailea, Makena	7 ▲	\$22.1 M ▼	\$2.8 M ▼	9 ▼	\$33.7 M ▼	\$1.9 M ▼
	Maalaea	--	--	--	2 -	\$1.4 M ▲	\$680.0 K ▲
LANAI	Lanai	--	--	--	1 -	\$2.3 M -	\$2.3 M -
MOLOKAI	Molokai	3 ▲	\$1.5 M ▲	\$350.0 K ▼	3 ▲	\$847.0 K ▲	\$200.0 K ▼

MONTHLY SALES HEAT MAP



TOP NEIGHBORHOODS

	#
WAILEA	8
KEHALANI	5
MAUI LANI	5
NORTH KIHEI	5
KAPALUA	4
KAANAPALI	3
KAHANA	3
KALAMA	3
HONOKOWAI	3
KALEPOLEPO	3

TOP CONDOMINIUMS

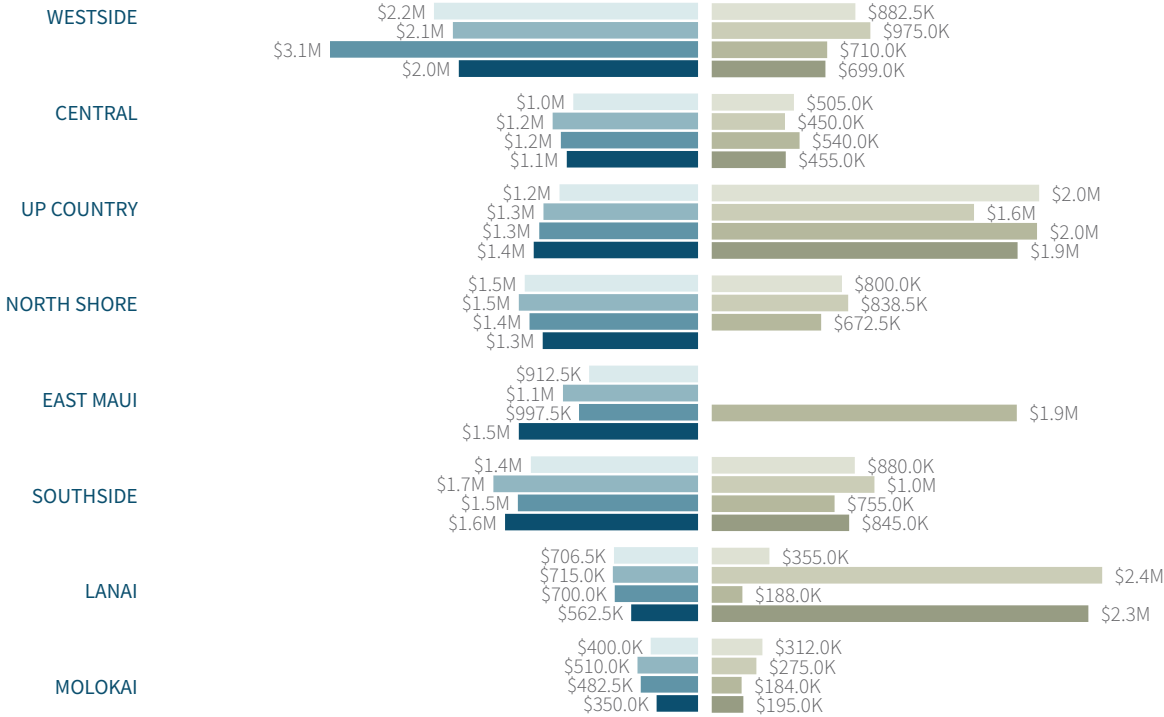
	#
LAHAINA SHORES	3
KAPALUA RIDGE	3
HOKULANI GOLF VILLAS	2
WAILEA FAIRWAY VILLAS	2
MAUI BANYAN	2
MAUI KAMAOLE	2
MOLOKAI SHORES	2
KIHEI VILLAGES II	2
HARBOR LIGHTS	2
KIHEI VILLAGES V	2

YEAR TO DATE MAUI

SINGLE FAMILY MEDIAN

CONDOMINIUM MEDIAN

2023 2024 2025 2026



YEAR TO DATE STATISTICS



SINGLE FAMILY HOMES

OF SALES

177

📈 **13.5%** VS. LAST YEAR

MEDIAN SALES PRICE

\$1,300,000

📈 **0.4%** VS. LAST YEAR

TOTAL \$ OF SALES

\$279,536,038

📉 **6.7%** VS. LAST YEAR



CONDOMINIUM

OF SALES

184

📈 **10.8%** VS. LAST YEAR

MEDIAN SALES PRICE

\$704,500

📉 **10.5%** VS. LAST YEAR

TOTAL \$ OF SALES

\$205,109,448

📉 **5.6%** VS. LAST YEAR



VACANT LAND

OF SALES

30

📉 **6.3%** VS. LAST YEAR

MEDIAN SALES PRICE

\$690,000

📉 **12.4%** VS. LAST YEAR

TOTAL \$ OF SALES

\$33,975,000

📉 **40.5%** VS. LAST YEAR



NICOLE DUQUE

Account Manager

Maui

(808) 868-6322

nicole.duque@tghawaii.com

TG

TITLE GUARANTY
HAWAII

www.tghawaii.com