



TITLE GUARANTY HAWAII

KAUAI

RESIDENTIAL SALES REPORT APRIL 2026

ISLAND SALES

Single Family Condominium

AVERAGE LIST PRICE



\$1.7 M \$1.2 M

AVERAGE SOLD PRICE



\$1.6 M \$1.1 M

MAX SOLD PRICE



\$5.0 M \$3.9 M

% OF LIST PRICE RECEIVED



95.05% 95.75%

AVERAGE PRICE PER SQFT



\$789 \$1,041

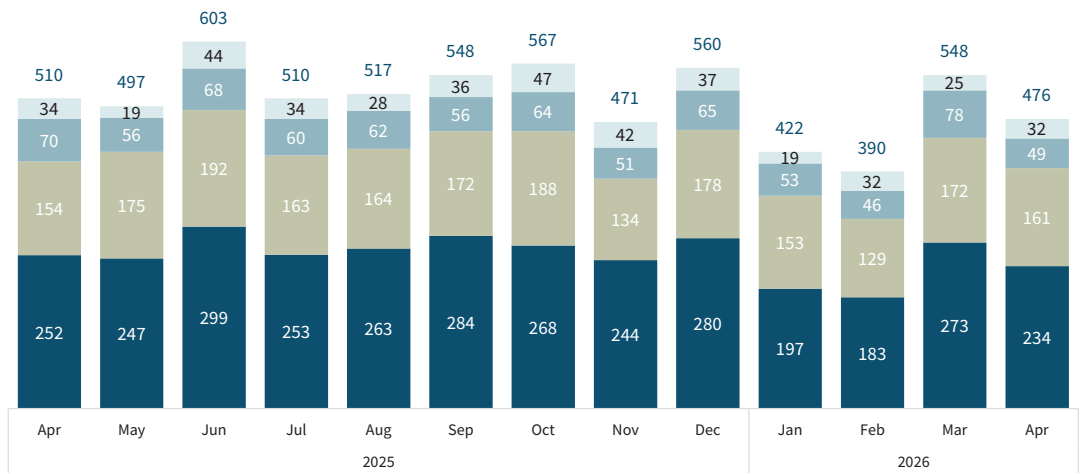
AVERAGE DOM



87 92

OAHU HAWAII MAUI KAUAI

SINGLE FAMILY HOMES



# OF SALES

32

28.0% VS. LAST MONTH  
5.9% VS. LAST YEAR

MEDIAN SALES PRICE

\$1,135,000

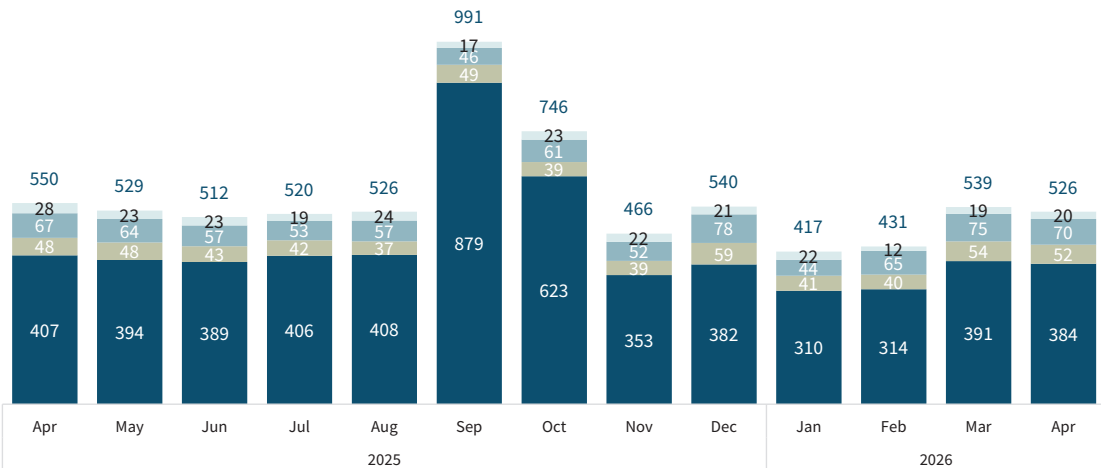
26.8% VS. LAST MONTH  
2.0% VS. LAST YEAR

TOTAL \$ OF SALES

\$52,381,941

4.9% VS. LAST MONTH  
6.7% VS. LAST YEAR

CONDOMINIUM



# OF SALES

20

5.3% VS. LAST MONTH  
28.6% VS. LAST YEAR

MEDIAN SALES PRICE

\$907,500

29.6% VS. LAST MONTH  
5.2% VS. LAST YEAR

TOTAL \$ OF SALES

\$22,428,500

49.7% VS. LAST MONTH  
22.1% VS. LAST YEAR

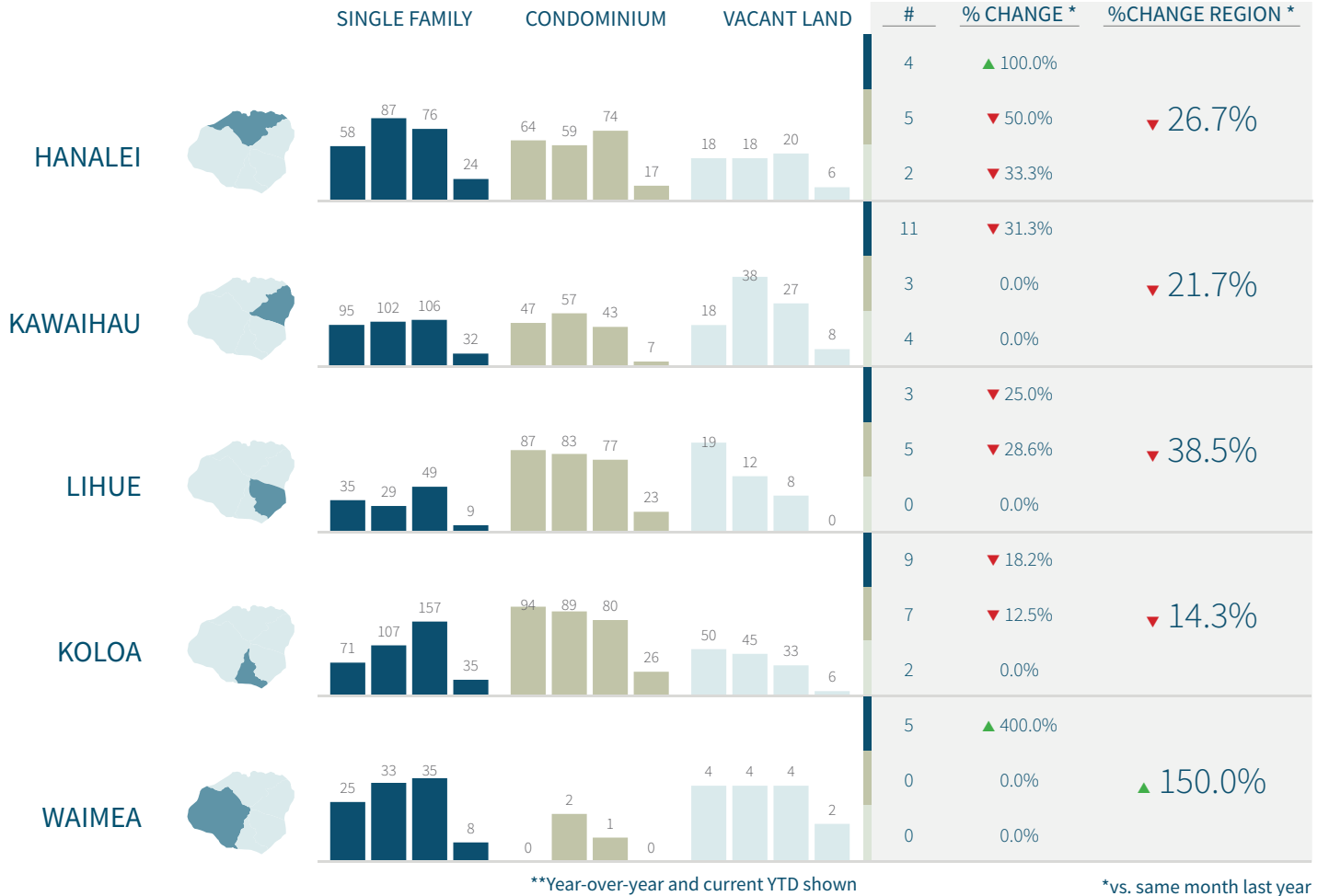
# REGIONAL SALES KAUAI

## SALES COMPARISON

■ Single Family ■ Condominium ■ Vacant Land

### YTD TREND\*\*

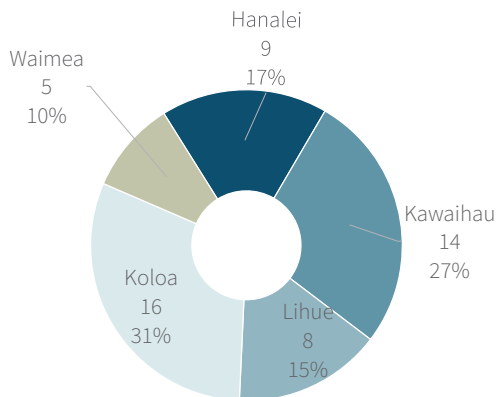
### MONTH



\*\*Year-over-year and current YTD shown

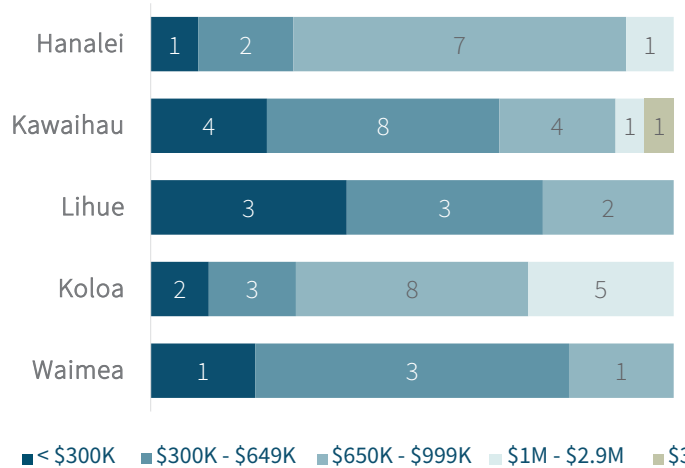
\*vs. same month last year

## SALES BY REGION



\*excluding vacant land sales

## SALES BY PRICE RANGE



■ < \$300K ■ \$300K - \$649K ■ \$650K - \$999K ■ \$1M - \$2.9M ■ \$3M+

# NEIGHBORHOOD SALES KAUAI

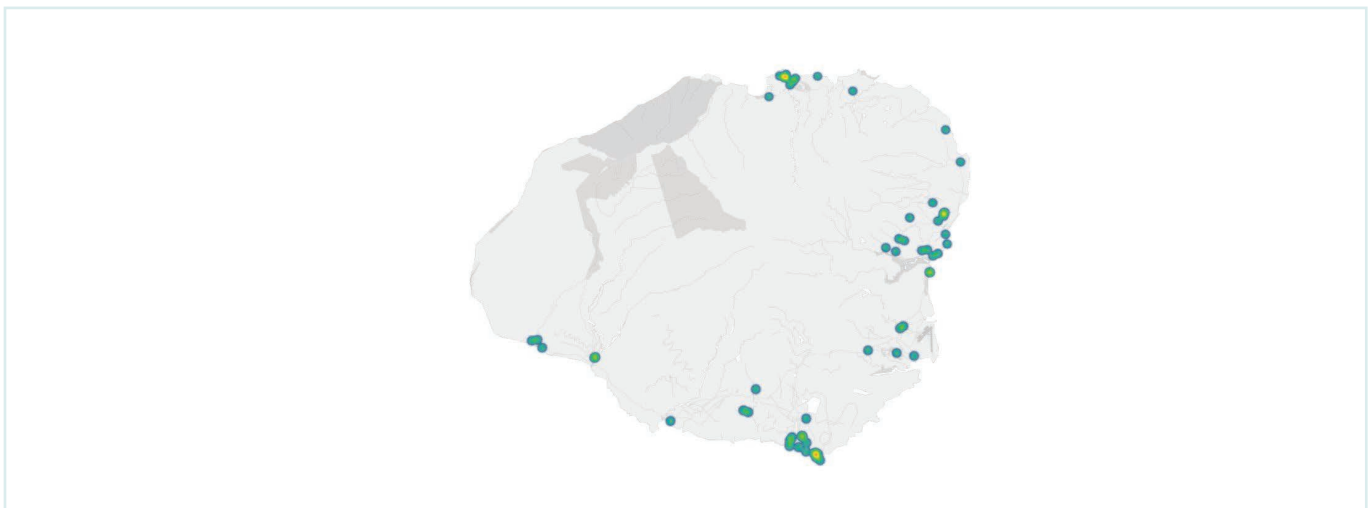
## NEIGHBORHOOD COMPARISON

▲/▼ Increase/Decrease vs. Last Year

●/- No Change or No Value vs. Last Year

	SINGLE FAMILY HOMES			CONDOMINIUM			VACANT LAND		
	#	\$ AMT	MEDIAN	#	\$ AMT	MEDIAN	#	\$ AMT	MEDIAN
HANAIEI	4 ▲	\$7.8 M ▲	\$2.1 M ▼	5 ▼	\$5.2 M ▼	\$1.1 M ▼	2 ▼	\$9.5 M ▲	\$4.8 M ▲
KAWAIHAU	11 ▼	\$13.5 M ▼	\$950.0 K ▼	3 -	\$2.0 M ▲	\$700.0 K ▲	4 -	\$2.2 M ▼	\$477.5 K ▲
LIHUE	3 ▼	\$3.8 M ▼	\$1.3 M ▲	5 ▼	\$3.3 M ▼	\$610.0 K ▲	--	--	--
KOLOA	9 ▼	\$23.3 M ▲	\$2.4 M ▲	7 ▼	\$11.9 M ▲	\$1.5 M ▲	2 -	\$2.5 M ▲	\$1.3 M ▲
WAIMEA	5 ▲	\$4.0 M ▲	\$825.0 K ▲	--	--	--	--	--	--

## MONTHLY SALES HEAT MAP



### TOP NEIGHBORHOODS

	#
PRINCEVILLE	8
WAILUA RESORT SITE	2
WAILUA HOUSE LOTS	2
KOLOA BEACH	2
WAIMEA VALLEY	2
ILIMA GARDENS/OTA TRACT	2
ANAHOLA RESIDENCE LOTS	1
ALIOMANU ESTATES	1
AWAA SUBDIVISION	1
BACLE TRACT	1

### TOP CONDOMINIUMS

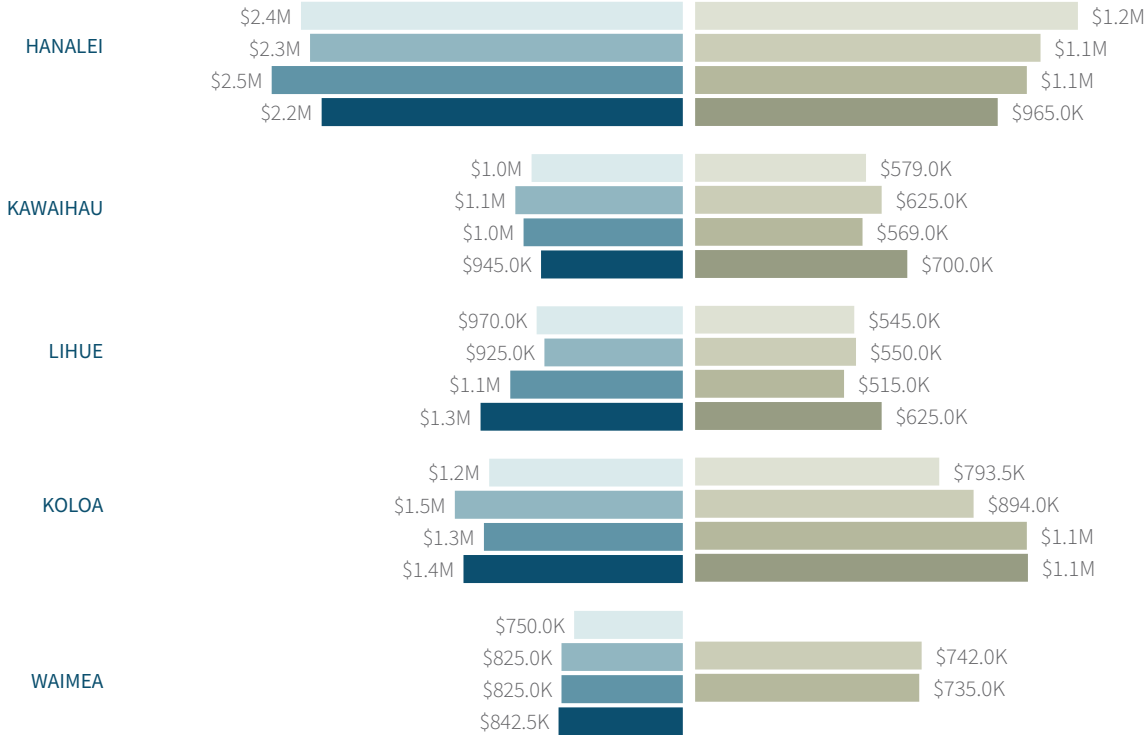
	#
KAHA LANI	2
NIHILANI AT PRINCEVILLE RESORT	2
KOLOA LANDING AT POIPU BEACH	1
ISLANDER ON THE BEACH	1
KUKUI`ULA	1
MAKAHUENA	1
PARADISE COURT-KAUAI	1
KAUAI KAILANI	1
BANYAN HARBOR	1
KIAHUNA PLANTATION	1

# YEAR TO DATE KAUAI

## SINGLE FAMILY MEDIAN

## CONDOMINIUM MEDIAN

2023 2024 2025 2026



## YEAR TO DATE STATISTICS



### SINGLE FAMILY HOMES

# OF SALES

**108**

⬇️ **20.6%** VS. LAST YEAR

MEDIAN SALES PRICE

**\$1,300,000**

⬆️ **13.0%** VS. LAST YEAR

TOTAL \$ OF SALES

**\$211,423,929**

⬇️ **4.3%** VS. LAST YEAR



### CONDOMINIUM

# OF SALES

**73**

⬇️ **29.1%** VS. LAST YEAR

MEDIAN SALES PRICE

**\$775,000**

⬇️ **18.4%** VS. LAST YEAR

TOTAL \$ OF SALES

**\$71,544,614**

⬇️ **34.3%** VS. LAST YEAR



### VACANT LAND

# OF SALES

**22**

⬇️ **42.1%** VS. LAST YEAR

MEDIAN SALES PRICE

**\$662,054**

⬇️ **41.2%** VS. LAST YEAR

TOTAL \$ OF SALES

**\$30,539,108**

⬇️ **55.0%** VS. LAST YEAR



**KATHERINE APAO**

Account Manager

Kauai

(808) 652-7485

kapao@tghawaii.com

**TG**

TITLE GUARANTY  
HAWAII

www.tghawaii.com