



TITLE GUARANTY HAWAII

KAUAI

RESIDENTIAL SALES REPORT APRIL 2024

ISLAND SALES

Single Family Condominium

AVERAGE LIST PRICE



\$1.9 M \$1.1 M

AVERAGE SOLD PRICE



\$1.8 M \$1.0 M

MAX SOLD PRICE



\$6.6 M \$2.4 M

% OF LIST PRICE RECEIVED



94.75% 96.88%

AVERAGE PRICE PER SQFT



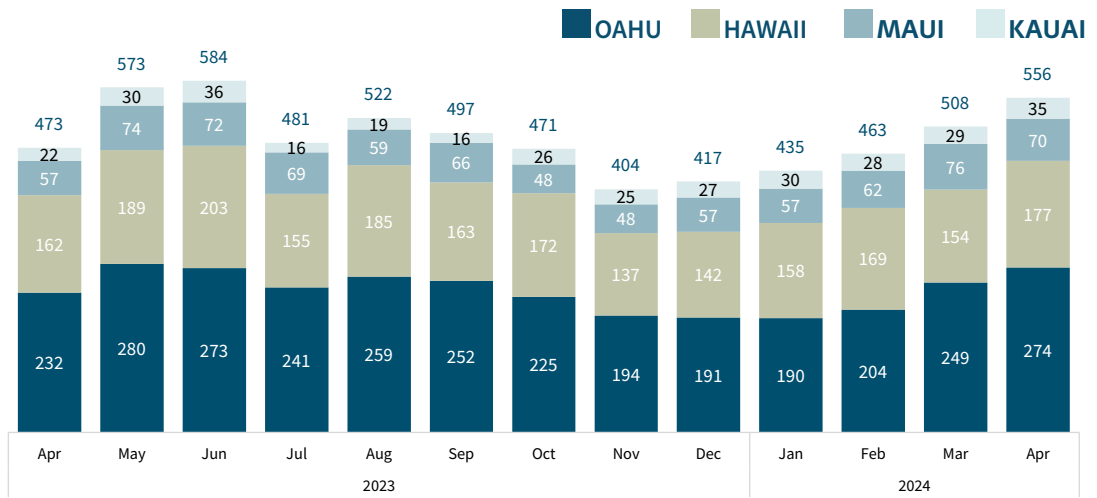
\$1,002 \$981

AVERAGE DOM



102 60

SINGLE FAMILY HOMES



# OF SALES

35

20.7% VS. LAST MONTH  
59.1% VS. LAST YEAR

MEDIAN SALES PRICE

\$1,150,000

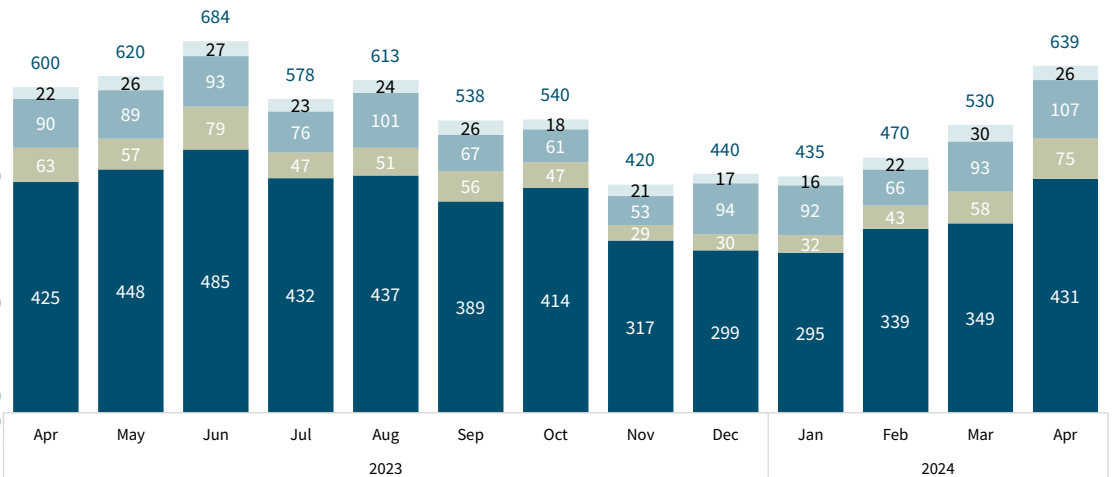
28.1% VS. LAST MONTH  
26.8% VS. LAST YEAR

TOTAL \$ OF SALES

\$62,007,999

2.2% VS. LAST MONTH  
38.8% VS. LAST YEAR

CONDOMINIUM



# OF SALES

26

13.3% VS. LAST MONTH  
18.2% VS. LAST YEAR

MEDIAN SALES PRICE

\$936,200

20.5% VS. LAST MONTH  
35.7% VS. LAST YEAR

TOTAL \$ OF SALES

\$26,648,620

2.0% VS. LAST MONTH  
31.8% VS. LAST YEAR

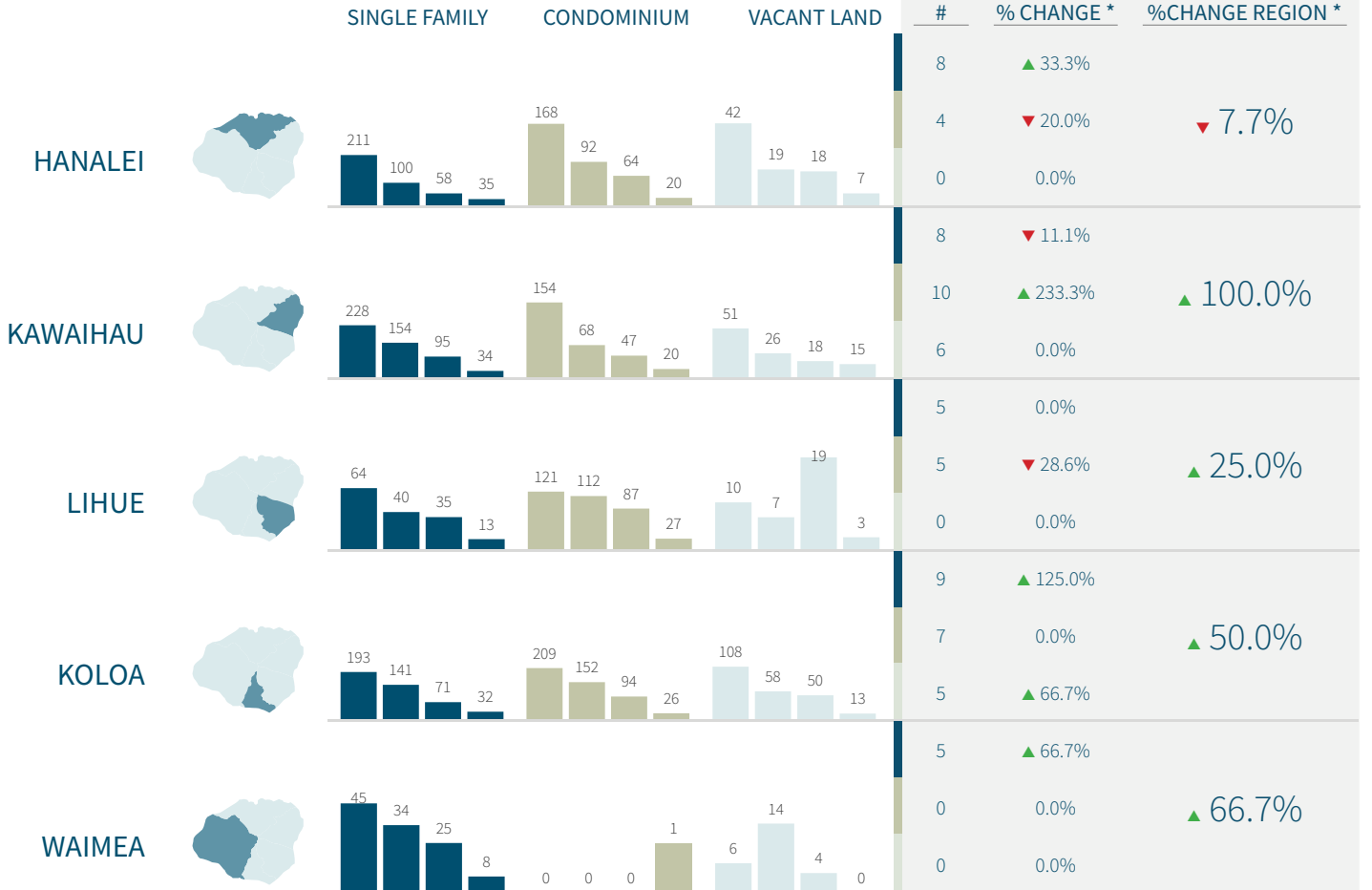
# REGIONAL SALES KAUAI

## SALES COMPARISON

■ Single Family ■ Condominium ■ Vacant Land

### YTD TREND\*\*

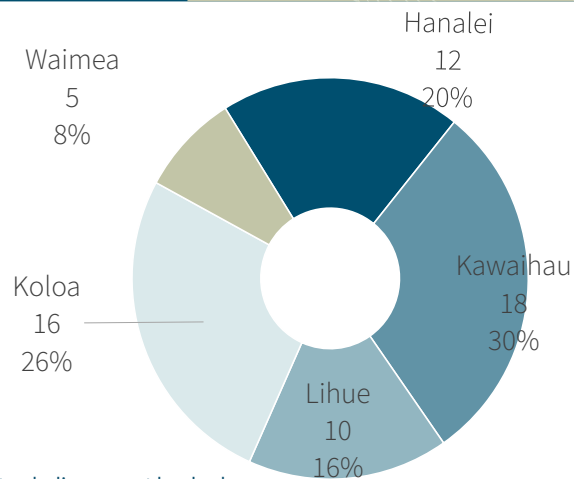
### MONTH



\*\*Year-over-year and current YTD shown

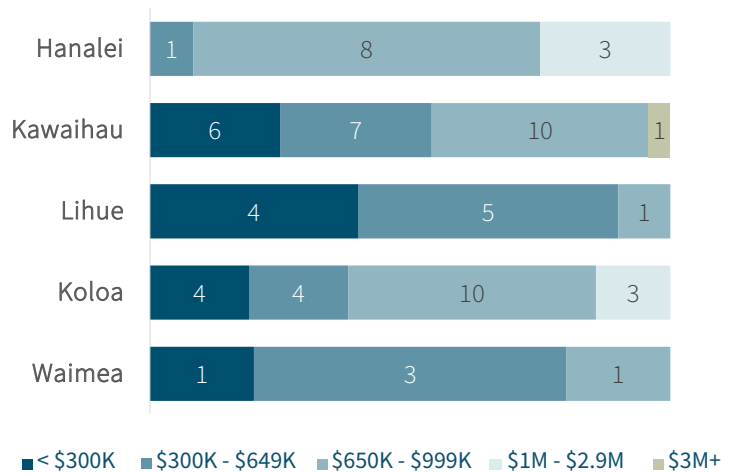
\*vs. same month last year

## SALES BY REGION



\*excluding vacant land sales

## SALES BY PRICE RANGE



# NEIGHBORHOOD SALES KAUAI

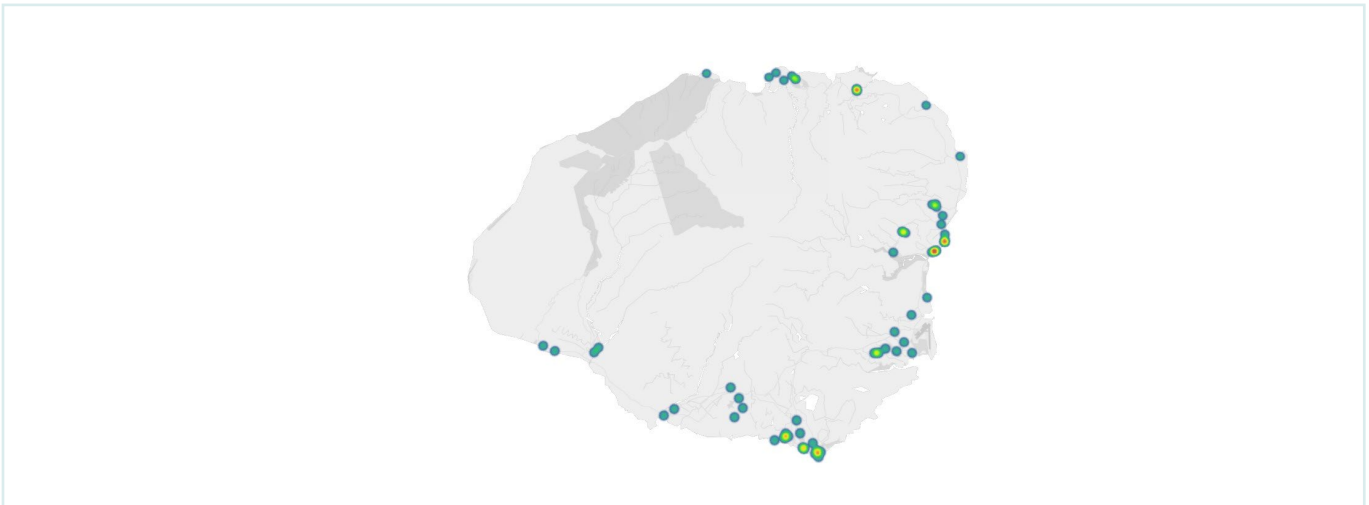
## NEIGHBORHOOD COMPARISON

▲/▼ Increase/Decrease vs. Last Year

●/- No Change or No Value vs. Last Year

	SINGLE FAMILY HOMES			CONDOMINIUM			VACANT LAND		
	#	\$ AMT	MEDIAN	#	\$ AMT	MEDIAN	#	\$ AMT	MEDIAN
HANAIEI	8 ▲	\$21.1 M ▲	\$1.7 M ▼	4 ▼	\$6.4 M ▲	\$1.5 M ▲	--	--	--
KAWAIHAU	8 ▼	\$7.8 M ▼	\$1.0 M ▼	10 ▲	\$9.9 M ▲	\$997.4 K ▲	6-	\$4.1 M -	\$761.0 K -
LIHUE	5 -	\$5.5 M -	\$910.0 K -	5 ▼	\$2.8 M ▼	\$558.0 K ▲	--	--	--
KOLOA	9 ▲	\$23.5 M ▲	\$1.8 M ▼	7 -	\$7.7 M ▼	\$1.1 M ▲	5 ▲	\$4.9 M ▲	\$850.0 K -
WAIMEA	5 ▲	\$4.1 M ▲	\$825.0 K ▲	--	--	--	--	--	--

## MONTHLY SALES HEAT MAP



### TOP NEIGHBORHOODS

	#
MISSION TRACT	1
LIHUE GARDENS SUBDIVISION	1
PUA KIELE SUBDIVISION	1
DANG LOTS	1
MENEHUNE ESTATES SUBDIVISION	1
HANAMAULU TOWN TRACT	1
MOLOAA & KAAPUNA HUI LANDS	1
KAPAA HEIGHTS	1
ANAHOLA RESIDENCE LOTS	1
KUKUIULA SUBDIVISION	1

### TOP CONDOMINIUMS

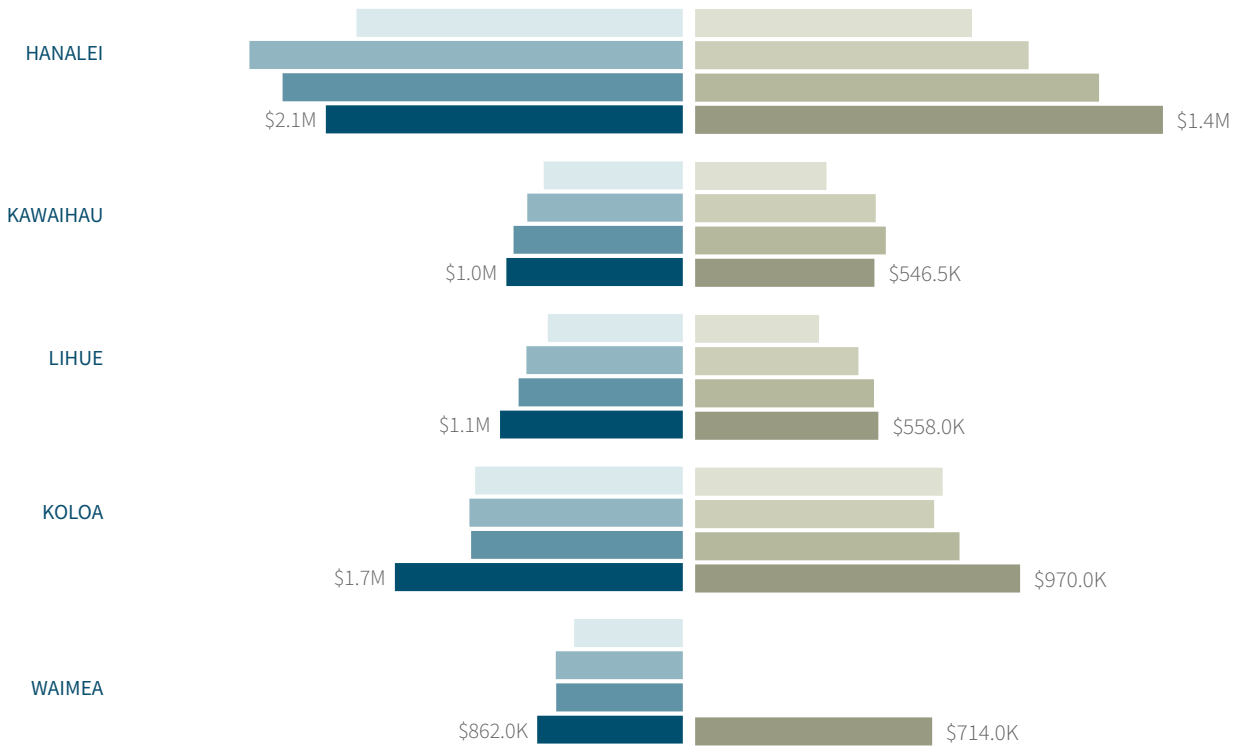
	#
WAIPOULI BEACH RESORT	3
ISLANDER ON THE BEACH	2
KIAHUNA PH II	2
LAE NANI	2
PLANTATION HALE	2
HALELANI VILLAGE AT PUHI PH I	1
HALE AWAPUHI	1
HALELANI VILLAGE AT PUHI PH IC	1
BANYAN HARBOR	1
HALEMALU AT PUHI	1

# YEAR TO DATE KAUAI

## SINGLE FAMILY MEDIAN

## CONDOMINIUM MEDIAN

2021 2022 2023 2024



## YEAR TO DATE STATISTICS

### SINGLE FAMILY HOMES

# OF SALES

**122**

**37.1%** VS. LAST YEAR

MEDIAN SALES PRICE

**\$1,425,000**

**37.4%** VS. LAST YEAR

TOTAL \$ OF SALES

**\$266,705,709**

**105.6%** VS. LAST YEAR

### CONDOMINIUM

# OF SALES

**94**

**14.5%** VS. LAST YEAR

MEDIAN SALES PRICE

**\$795,000**

**17.3%** VS. LAST YEAR

TOTAL \$ OF SALES

**\$100,299,919**

**4.3%** VS. LAST YEAR

### VACANT LAND

# OF SALES

**38**

**22.6%** VS. LAST YEAR

MEDIAN SALES PRICE

**\$825,000**

**6.3%** VS. LAST YEAR

TOTAL \$ OF SALES

**\$59,085,305**

**40.3%** VS. LAST YEAR



**KATHERINE APAO**  
Account Manager  
Kauai  
(808) 652-7485  
kapao@tghawaii.com



TITLE GUARANTY  
HAWAII

www.tghawaii.com