



TITLE GUARANTY HAWAII

KAUAI

RESIDENTIAL SALES REPORT MARCH 2024

ISLAND SALES

Single Family Condominium

AVERAGE LIST PRICE



\$2.3 M \$894.3 K

AVERAGE SOLD PRICE



\$2.2 M \$871.2 K

MAX SOLD PRICE



\$6.7 M \$1.9 M

% OF LIST PRICE RECEIVED



95.58% 97.42%

AVERAGE PRICE PER SQFT



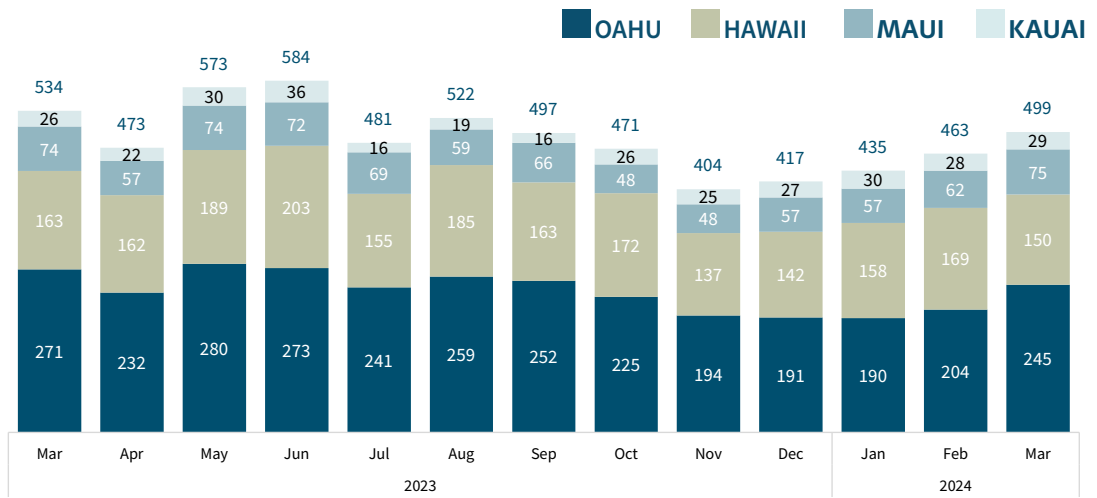
\$970 \$946

AVERAGE DOM



91 81

SINGLE FAMILY HOMES



# OF SALES

29

3.6% VS. LAST MONTH  
11.5% VS. LAST YEAR

MEDIAN SALES PRICE

\$1,600,000

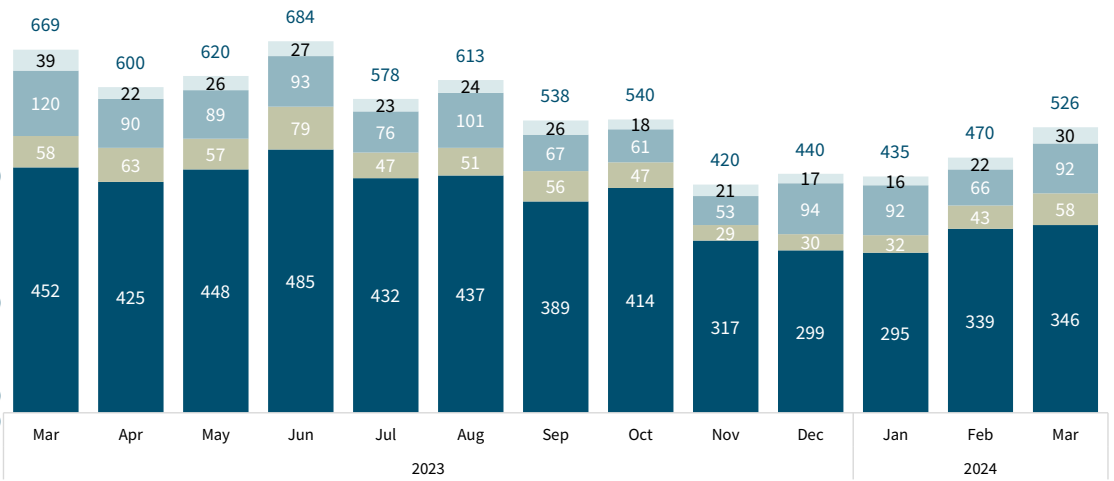
12.3% VS. LAST MONTH  
48.8% VS. LAST YEAR

TOTAL \$ OF SALES

\$63,420,000

6.3% VS. LAST MONTH  
90.1% VS. LAST YEAR

CONDOMINIUM



# OF SALES

30

36.4% VS. LAST MONTH  
23.1% VS. LAST YEAR

MEDIAN SALES PRICE

\$777,000

12.7% VS. LAST MONTH  
35.1% VS. LAST YEAR

TOTAL \$ OF SALES

\$26,136,999

8.1% VS. LAST MONTH  
21.9% VS. LAST YEAR

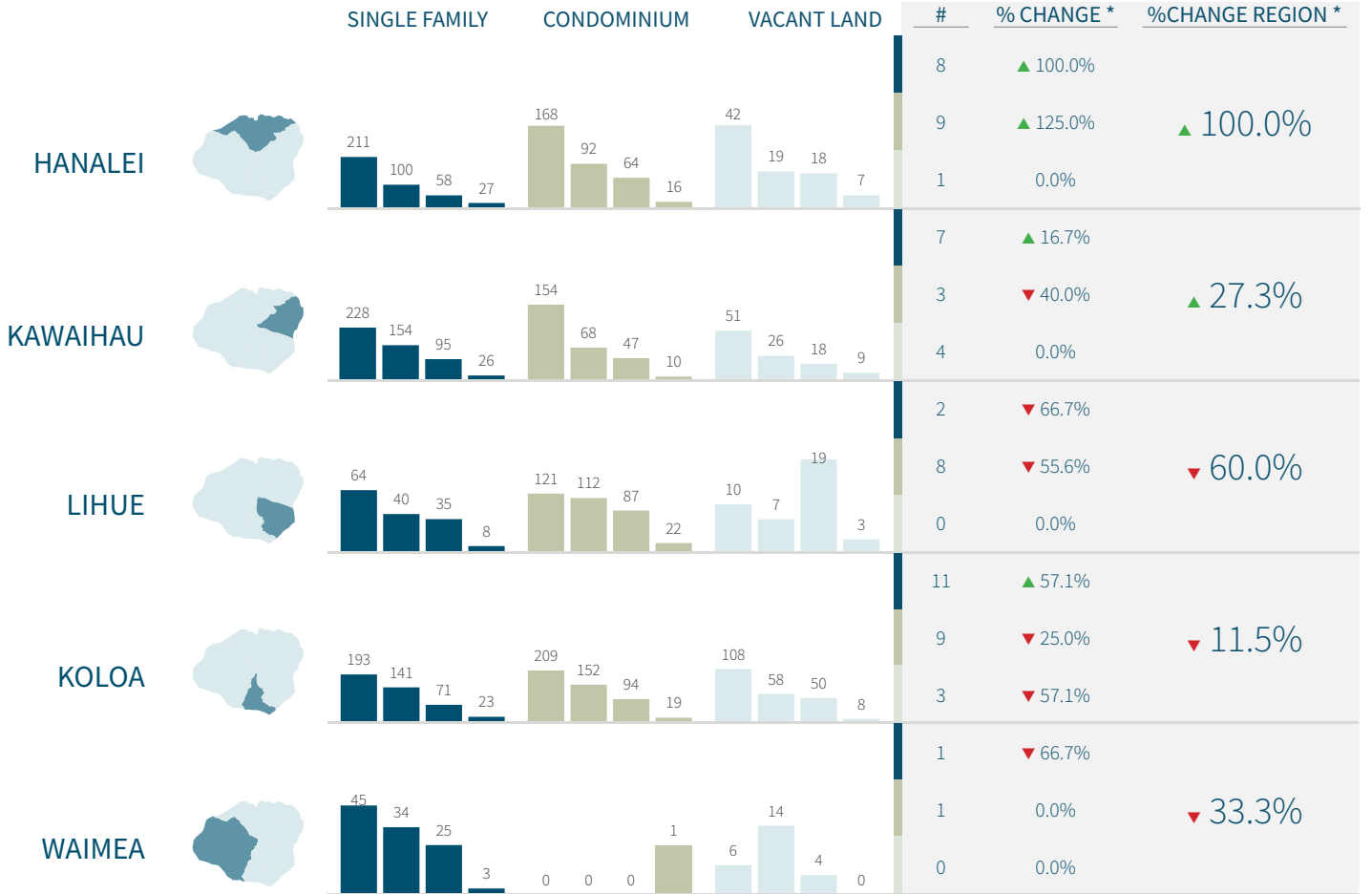
# REGIONAL SALES KAUAI

## SALES COMPARISON

■ Single Family ■ Condominium ■ Vacant Land

### YTD TREND\*\*

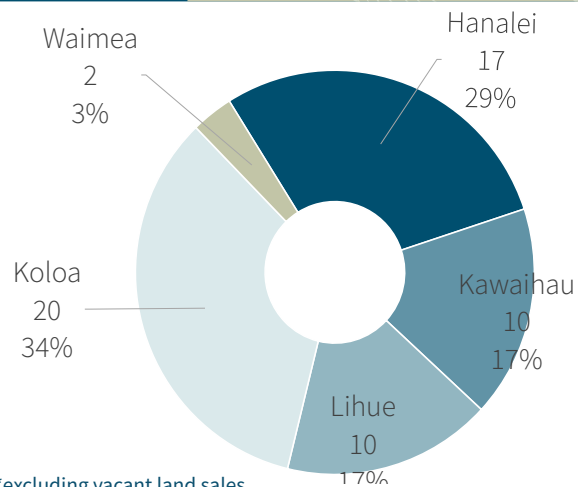
### MONTH



\*\*Year-over-year and current YTD shown

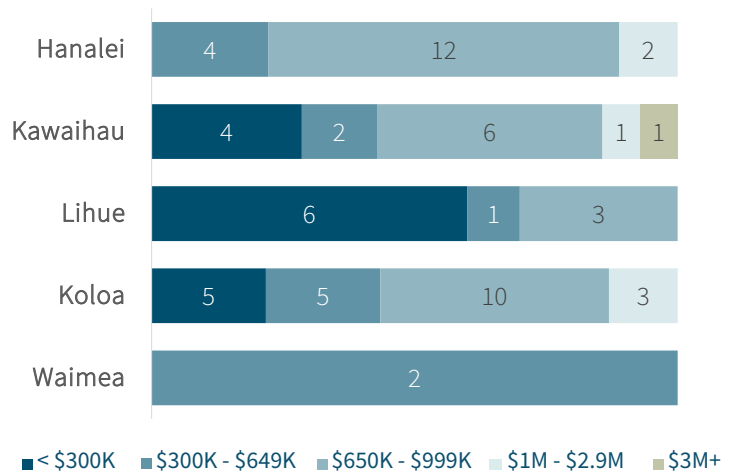
\*vs. same month last year

## SALES BY REGION



\*excluding vacant land sales

## SALES BY PRICE RANGE



# NEIGHBORHOOD SALES KAUAI

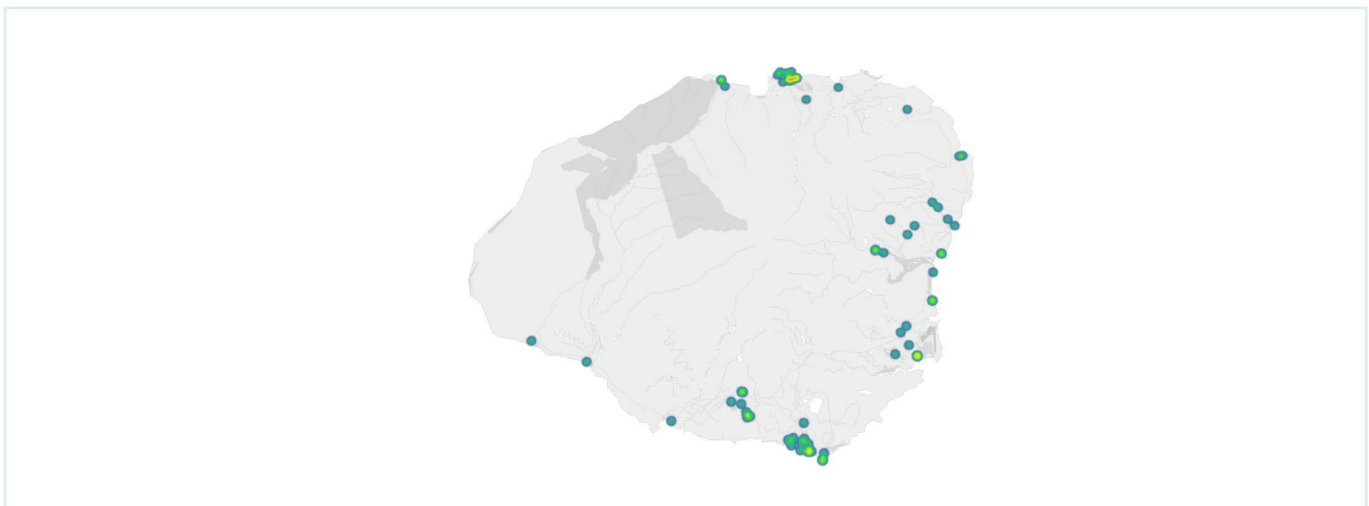
## NEIGHBORHOOD COMPARISON

▲/▼ Increase/Decrease vs. Last Year

●/- No Change or No Value vs. Last Year

	SINGLE FAMILY HOMES			CONDOMINIUM			VACANT LAND		
	#	\$ AMT	MEDIAN	#	\$ AMT	MEDIAN	#	\$ AMT	MEDIAN
HANAIEI	8 ▲	\$18.8 M ▲	\$2.3 M ▲	9 ▲	\$10.0 M ▲	\$1.0 M ▼	1 -	\$1.7 M ▲	\$1.7 M ▲
KAWAIHAU	7 ▲	\$10.5 M ▲	\$1.4 M ▲	3 ▼	\$1.5 M ▼	\$518.0 K ▲	4 -	\$4.6 M -	\$774.5 K -
LIHUE	2 ▼	\$2.6 M ▼	\$1.3 M ▲	8 ▼	\$4.8 M ▼	\$569.5 K ▲	--	--	--
KOLOA	11 ▲	\$30.6 M ▲	\$1.6 M ▲	9 ▼	\$9.1 M ▼	\$840.0 K ▲	3 ▼	\$2.4 M ▼	\$528.5 K ▼
WAIMEA	1 ▼	\$945.0 K ▼	\$945.0 K ▲	1 -	\$714.0 K -	\$714.0 K -	--	--	--

## MONTHLY SALES HEAT MAP



TOP NEIGHBORHOODS	#
PUAKO SUBDIVISION	1
PORT ALLEN RESIDENTIAL SUBDIV	1
WAILUA HAVEN	1
KAPAA HEIGHTS	1
PRINCEVILLE AT HANAIEI	1
KEKAHA GARDENS SUBDIVISION	1
VICENTE TRACT	1
KUKUIULA RESIDENTIAL SUBDIVISION PH IIB	1
KALAHEO HOMESTEADS 1ST SERIES	1
PILAA	1

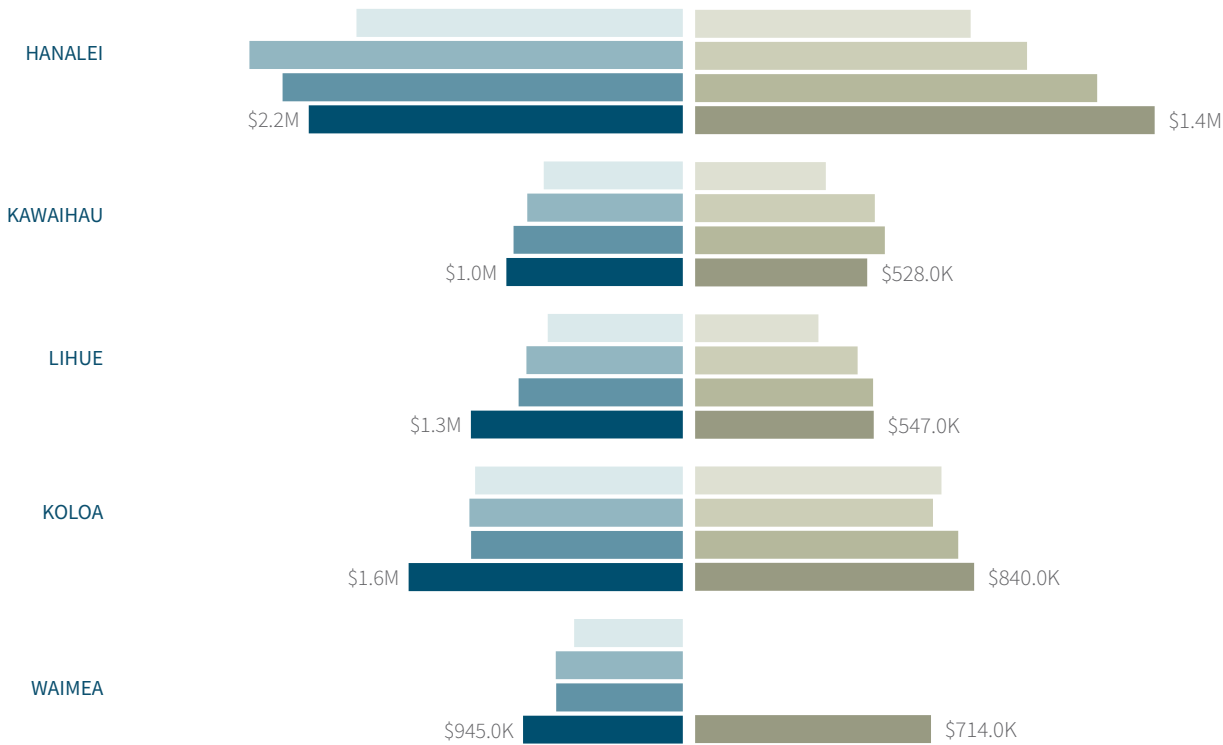
TOP CONDOMINIUMS	#
PUAMANA	3
BANYAN HARBOR	3
KIAHUNA PLANTATION	2
MAKAHUENA	2
SANDPIPER VILLAGE I	2
KAUAI BEACH RESORT	2
ISLANDER ON THE BEACH	2
ALIHI LANI	1
CLIFFS AT PRINCEVILLE	1
BROADVIEW ESTATES	1

# YEAR TO DATE KAUAI

SINGLE FAMILY MEDIAN

CONDOMINIUM MEDIAN

2021 2022 2023 2024



## YEAR TO DATE STATISTICS



### SINGLE FAMILY HOMES

# OF SALES

**87**

📈 29.9% VS. LAST YEAR

MEDIAN SALES PRICE

**\$1,560,000**

📈 56.0% VS. LAST YEAR

TOTAL \$ OF SALES

**\$204,697,710**

📈 140.8% VS. LAST YEAR



### CONDOMINIUM

# OF SALES

**68**

📉 22.7% VS. LAST YEAR

MEDIAN SALES PRICE

**\$788,000**

📈 19.2% VS. LAST YEAR

TOTAL \$ OF SALES

**\$73,651,299**

📉 3.0% VS. LAST YEAR



### VACANT LAND

# OF SALES

**27**

📈 8.0% VS. LAST YEAR

MEDIAN SALES PRICE

**\$995,000**

📈 13.1% VS. LAST YEAR

TOTAL \$ OF SALES

**\$50,113,305**

📈 43.6% VS. LAST YEAR



**KATHERINE APAO**  
Account Manager  
Kauai  
(808) 652-7485  
kapao@tghawaii.com



TITLE GUARANTY  
HAWAII

www.tghawaii.com