



TITLE GUARANTY HAWAII

HAWAII

RESIDENTIAL SALES REPORT MARCH 2026

ISLAND SALES

Single Family Condominium

AVERAGE LIST PRICE



\$1.4 M \$1.3 M

AVERAGE SOLD PRICE



\$1.4 M \$1.3 M

MAX SOLD PRICE



\$30.0 M \$6.1 M

% OF LIST PRICE RECEIVED



93.94% 97.15%

AVERAGE PRICE PER SQFT



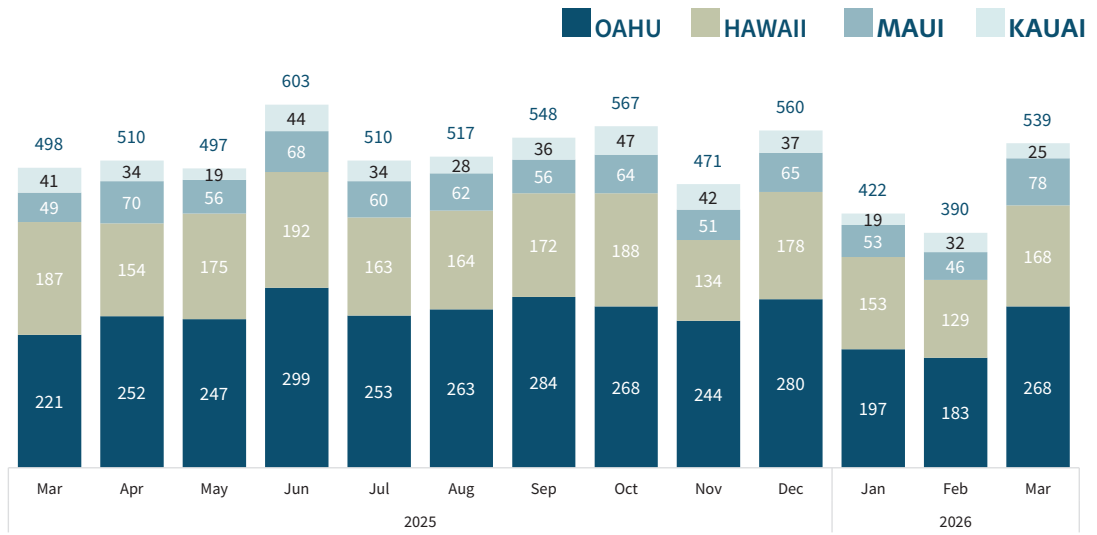
\$586.49 \$833.91

AVERAGE DOM



92 79

SINGLE FAMILY HOMES



OF SALES

168

30.2% VS. LAST MONTH
10.2% VS. LAST YEAR

MEDIAN SALES PRICE

\$617,000

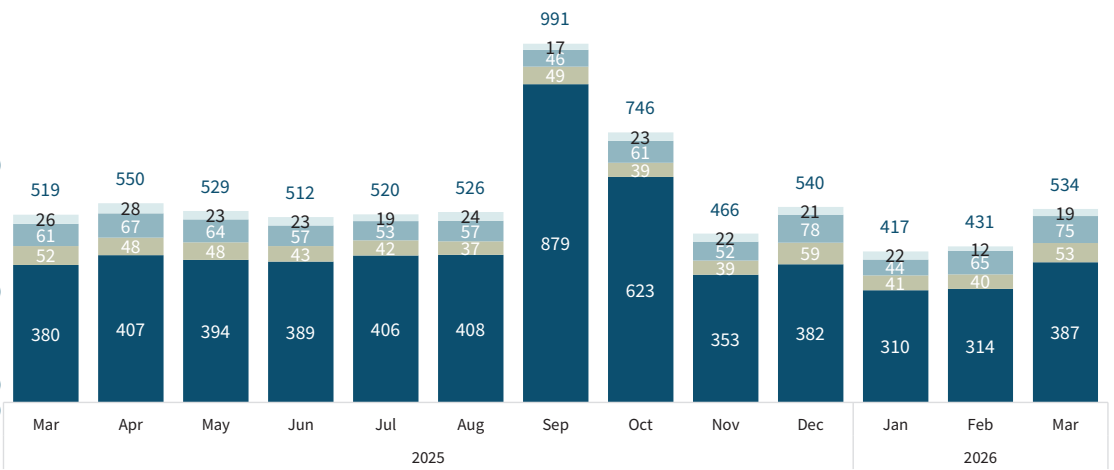
8.2% VS. LAST MONTH
2.1% VS. LAST YEAR

TOTAL \$ OF SALES

\$228,531,124

68.2% VS. LAST MONTH
7.2% VS. LAST YEAR

CONDOMINIUM



OF SALES

53

32.5% VS. LAST MONTH
1.9% VS. LAST YEAR

MEDIAN SALES PRICE

\$780,000

5.9% VS. LAST MONTH
23.4% VS. LAST YEAR

TOTAL \$ OF SALES

\$68,120,262

21.5% VS. LAST MONTH
19.1% VS. LAST YEAR

REGIONAL SALES HAWAII

SALES COMPARISON

■ Single Family ■ Condominium ■ Vacant Land

YTD TREND**

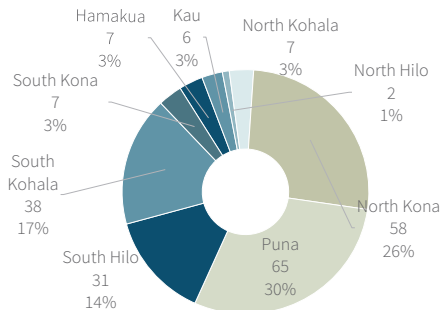
MONTH



**Year-over-year and current YTD shown

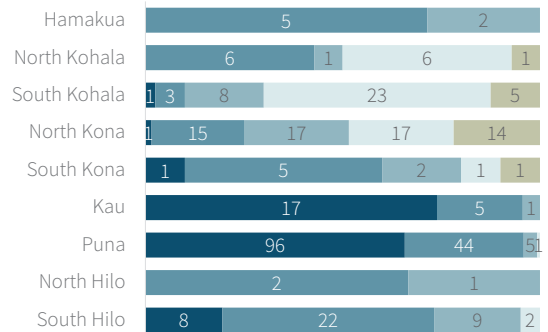
*vs. same month last year

SALES BY REGION



*excluding vacant land sales

SALES BY PRICE RANGE



■ < \$300K ■ \$300K - \$649K ■ \$650K - \$999K ■ \$1M - \$2.9M ■ \$3M+

NEIGHBORHOOD SALES HAWAII

NEIGHBORHOOD COMPARISON

▲ Increase/Decrease vs. Last Year ● No Change or No Value vs. Last Year

		SINGLE FAMILY HOMES			CONDOMINIUM			VACANT LAND		
		#	\$ AMT	MEDIAN	#	\$ AMT	MEDIAN	#	\$ AMT	MEDIAN
NORTH	Hamakua	7 ▲	\$4.5 M ▲	\$640.0 K ▼	--	--	--	--	--	--
	North Kohala	7 ▼	\$11.3 M ▼	\$1.6 M ▲	--	--	--	7 -	\$4.3 M -	\$365.0 K -
WEST	South Kohala	19 ▲	\$52.8 M ▲	\$1.5 M ▲	19 ▲	\$39.2 M ▲	\$1.5 M ▲	2 ▼	\$811.5 K ▼	\$405.8 K ▼
	North Kona	32 ▼	\$102.5 M ▼	\$1.3 M ▼	26 ▼	\$25.6 M ▼	\$659.5 K ▼	6 ▲	\$32.4 M ▲	\$6.2 M ▲
	South Kona	7 ▲	\$10.8 M ▲	\$695.0 K ▼	--	--	--	3 ▼	\$947.0 K ▼	\$300.0 K ▲
SOUTH	Kau	6 ▼	\$2.7 M ▼	\$427.5 K ▼	--	--	--	17 ▼	\$718.3 K ▼	\$22.0 K ▲
	Puna	65 ▼	\$27.1 M ▼	\$365.0 K ▼	--	--	--	81 ▼	\$4.6 M ▼	\$50.0 K ▲
EAST	North Hilo	2 -	\$1.6 M ▼	\$792.2 K ▼	--	--	--	1 -	\$599.0 K ▼	\$599.0 K ▼
	South Hilo	23 -	\$15.2 M ▼	\$570.0 K ▲	8 ▲	\$3.4 M ▲	\$346.0 K ▲	10 ▲	\$4.2 M ▲	\$316.3 K ▼

MONTHLY SALES HEAT MAP



TOP NEIGHBORHOOD	#
HAWAIIAN PARADISE PARK	16
AINALOA	15
WAIKOLOA VILLAGE	7
MAUNA LANI RESORT	7
HAWAIIAN SHORES RECREATIONAL ESTATES	4
TIKI GARDENS	4
MAUNA LOA ESTATES	4
HOLUALOA 1 & 2 PARTITION LOTS - BEACH SECTION	3
PUUHONU TRACT	3
KEAUHOU SUBDIVISION	3

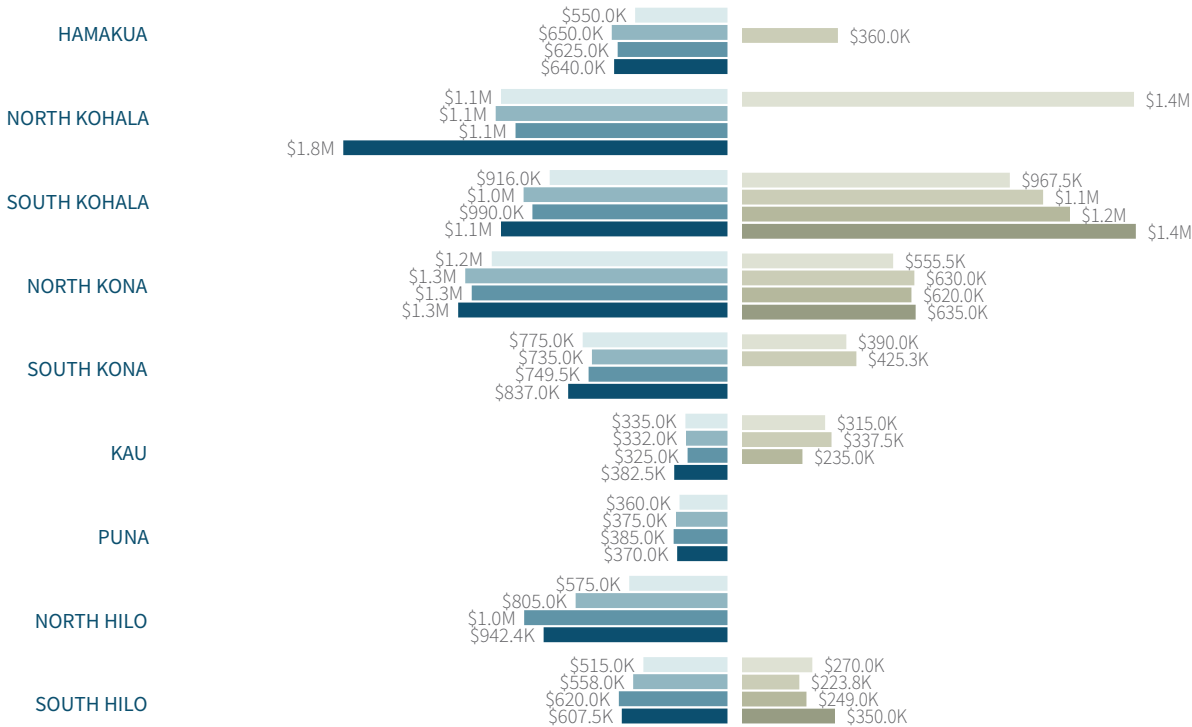
TOP CONDO	#
ISLANDS AT MAUNA LANI THE	3
KANALOA AT KONA	3
WAIKOLOA FAIRWAYS	2
ONE OCEAN GOLF ESTATES	2
KONA BALI KAI	2
HALE KAHAKAI APARTMENTS	2
FAIRWAY VILLAS AT WAIKOLOA BEACH RESORT	1
ELIMA LANI CONDOMINIUMS	1
FAIRWAYS AT MAUNA LANI	1
GOLF VILLAS AT MAUNA LANI RESORT	1

YEAR TO DATE HAWAII

SINGLE FAMILY MEDIAN

CONDOMINIUM MEDIAN

2023 2024 2025 2026



YEAR TO DATE STATISTICS



SINGLE FAMILY HOMES

OF SALES

450

⬇️ **8.9%** VS. LAST YEAR

MEDIAN SALES PRICE

\$593,500

⬇️ **2.6%** VS. LAST YEAR

TOTAL \$ OF SALES

\$536,918,031

⬇️ **6.5%** VS. LAST YEAR



CONDOMINIUM

OF SALES

134

⬇️ **1.5%** VS. LAST YEAR

MEDIAN SALES PRICE

\$702,500

⬆️ **3.4%** VS. LAST YEAR

TOTAL \$ OF SALES

\$165,550,074

⬇️ **8.9%** VS. LAST YEAR



VACANT LAND

OF SALES

336

⬇️ **27.0%** VS. LAST YEAR

MEDIAN SALES PRICE

\$62,750

⬆️ **49.4%** VS. LAST YEAR

TOTAL \$ OF SALES

\$102,212,118

⬆️ **11.0%** VS. LAST YEAR



BRIANNA SERIKAKU

Account Manager

North & West Hawaii

(808) 987-4055

bserikaku@tghawaii.com

TG

TITLE GUARANTY
HAWAII

www.tghawaii.com