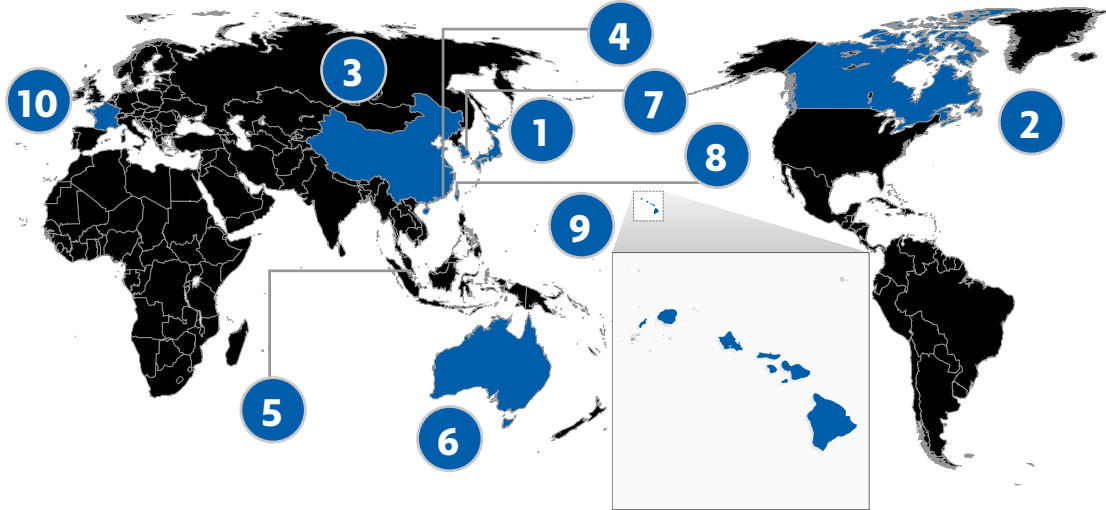


BUYER STATISTICS

JAN-DEC 2015

Top Foreign Buyers of Hawaii Property

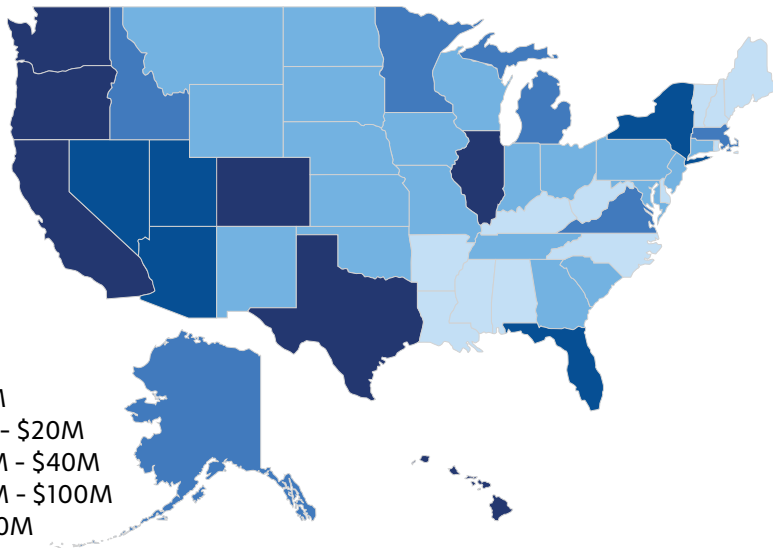
No. Purchases | \$ Amount



1	2	3	4	5	6	7	8	9	10
Japan	Canada	China	Hong Kong	Singapore	Australia	Korea	Taiwan	Guam	France
308 \$233.4M	152 \$129.8M	26 \$23.6M	22 \$25.4M	12 \$14.3M	11 \$3.4M	10 \$5.9M	9 \$4.5M	6 \$3.0M	5 \$2.2M

Top U.S. Buyers of Hawaii Property

No. Purchases | \$ Amount



Top 10 States

1. Hawaii (15,080 | \$8.3B)
2. California (1,534 | \$1.3B)
3. Washington (344 | \$271.8M)
4. Texas (260 | \$145.4M)
5. Colorado (156 | \$118.4M)
6. Oregon (136 | \$105.5M)
7. Florida (114 | \$63.2M)
8. Arizona (112 | \$79.1M)
9. New York (85 | \$69.6M)
10. Nevada (84 | \$75.6M)

Statistics provided by Title Guaranty. Information deemed reliable but not guaranteed. All rights to these materials are reserved; no reproduction without prior written consent.



TITLE GUARANTY
SERVING HAWAII SINCE 1896

*Title and Escrow is our business.
Hawaii is our home.*

Call: (808) 521-0211 or Visit: www.TGHawaii.com

BUYER STATISTICS

JAN-DEC 2015

OAHU

Top Foreign and U.S. Buyers of Oahu Property

FOREIGN



1. Japan
298 | \$216.4M



2. Canada
39 | \$22.5M



3. China
26 | \$23.6M



4. Hong Kong
20 | \$19.9M



5. Singapore
10 | \$8.6M

6. Australia
10 | \$3.2M

7. Korea
9 | \$5.8M

8. Taiwan
9 | \$4.5M

9. Guam
6 | \$3.0M

10. New Zealand
5 | \$1.5M

U.S.

Honolulu

6384

\$3.8B

1. Hawaii (11,471 | \$6.6B)
2. California (563 | \$388.9M)
3. Texas (102 | \$51.2M)
4. Washington (74 | \$38.0M)

Leeward

2790

\$1.4B

North Shore

1. Australia (1 | \$0.5M)

1. Hawaii (94 | \$58.1M)
2. California (4 | \$3.3M)
3. Colorado (2 | \$2.0M)
4. Wyoming (2 | \$1.6M)
5. Nevada (2 | \$1.5M)

Leeward

1. Canada (8 | \$3.5M)
2. China (6 | \$4.8M)
3. Japan (6 | \$3.7M)
4. Taiwan (2 | \$0.9M)
5. Guam (1 | \$0.6M)

1. Hawaii (2,550 | \$1.3B)
2. California (83 | \$33.3M)
3. Texas (30 | \$9.3M)
4. Florida (18 | \$6.5M)
5. Washington (17 | \$7.1M)

Central

1. Japan (21 | \$7.0M)
2. Singapore (1 | \$0.5M)
3. Hong Kong (1 | \$0.3M)

1. Hawaii (2,036 | \$954.5M)
2. California (43 | \$15.6M)
3. Texas (25 | \$8.8M)
4. Colorado (10 | \$2.5M)
5. Florida (9 | \$3.6M)

Central

2170

\$1.0B

5. Florida (46 | \$18.6M)
6. Colorado (42 | \$13.0M)
7. New York (40 | \$23.8M)
8. Arizona (39 | \$19.8M)

Windward

1318

\$1.1B

Windward

1. Japan (15 | \$6.7M)
2. China (2 | \$7.4M)
3. Guam (2 | \$1.3M)
4. Hong Kong (2 | \$1.0M)
5. Canada (1 | \$3.5M)

1. Hawaii (1,168 | \$903.1M)
2. California (55 | \$84.6M)
3. Utah (13 | \$12.0M)
4. Washington (10 | \$10.2M)
5. Texas (8 | \$7.4M)

North Shore

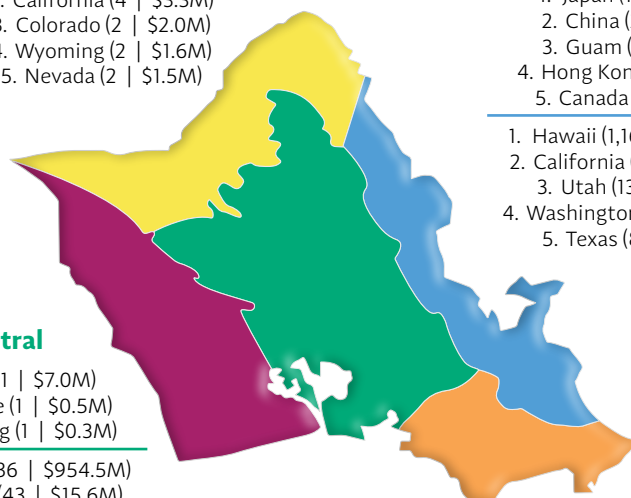
108

\$69.5M

9. Virginia (33 | \$23.6M)
10. Oregon (29 | \$23.0M)
11. Utah (29 | \$18.7M)
12. Nevada (27 | \$33.9M)

Top Buyers by Region

No. Purchases | \$ Amount



Honolulu

1. Japan (256 | \$199.0M)
2. Canada (30 | \$15.4M)
3. China (18 | \$11.4M)
4. Hong Kong (17 | \$18.5M)
5. Korea (9 | \$5.8M)

1. Hawaii (5,623 | \$3.4B)
2. California (378 | \$252.1M)
3. Washington (43 | \$19.0M)
4. Texas (39 | \$25.6M)
5. New York (32 | \$20.4M)

Statistics provided by Title Guaranty. Information deemed reliable but not guaranteed. All rights to these materials are reserved; no reproduction without prior written consent.



TITLE GUARANTY
SERVING HAWAII SINCE 1896

*Title and Escrow is our business.
Hawai'i is our home.*

Call: (808) 521-0211 or Visit: www.TGHawaii.com