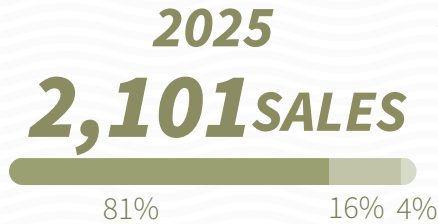
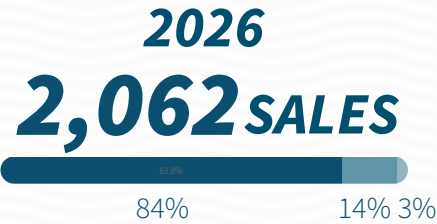
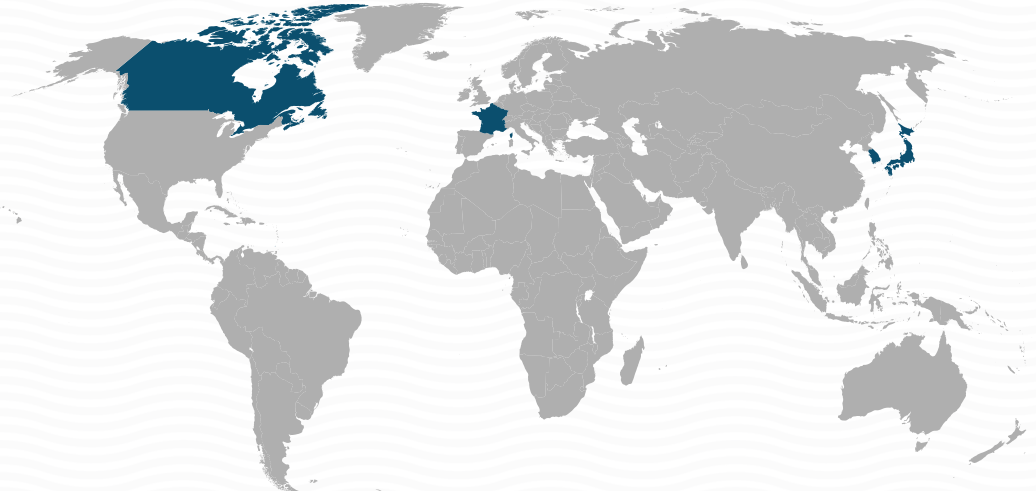


BUYER STATISTICS

OAHU JAN-MAR 2026

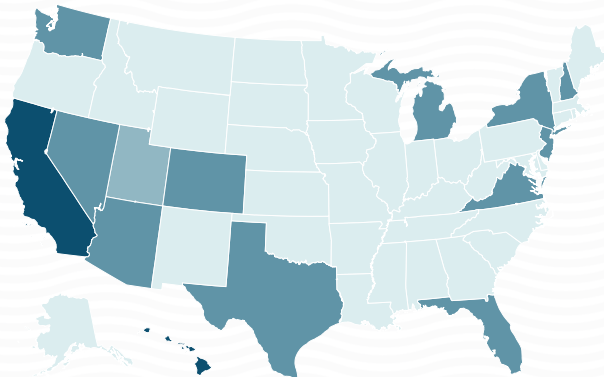
WHERE DO BUYERS OF HAWAII PROPERTY COME FROM?



HAWAII BUYERS
 US BUYERS
 FOREIGN BUYERS

TOP FOREIGN BUYERS OF HAWAII PROPERTY

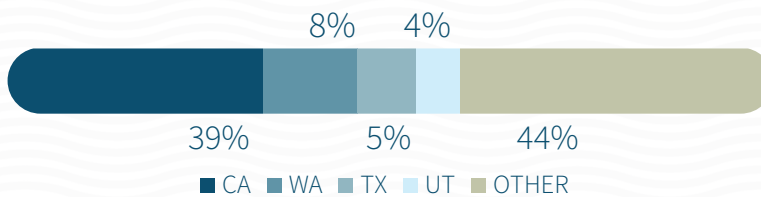
TOP U.S. BUYERS OF HAWAII PROPERTY



<\$5M
 \$5M - \$20M
 \$20M - \$40M
 \$40M - \$100M
 >\$100M

TOP STATE BY NO. OF SALES

1. HAWAII (HI)	1727	\$1.5B
2. CALIFORNIA (CA)	109	\$135.7M
3. WASHINGTON (WA)	24	\$16.6M
4. TEXAS (TX)	15	\$19.5M
5. UTAH (UT)	11	\$22.3M
6. NEW YORK (NY)	10	\$10.8M
7. FLORIDA (FL)	10	\$8.5M
8. MICHIGAN (MI)	10	\$5.6M
9. COLORADO (CO)	9	\$9.5M
10. ARIZONA (AZ)	8	\$7.6M



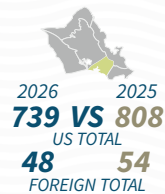
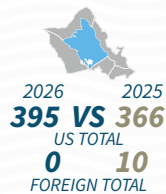
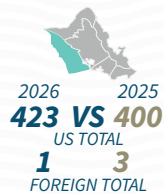

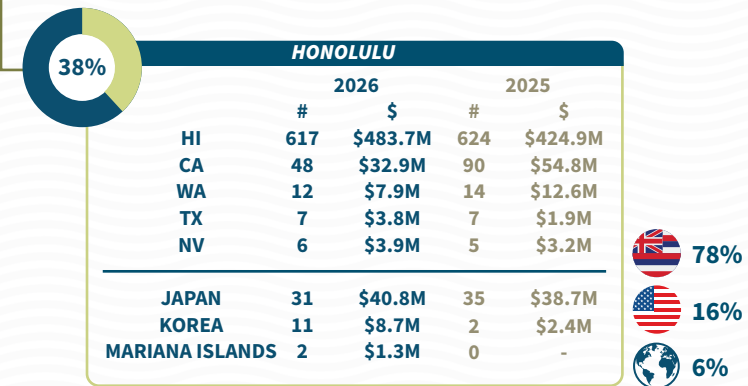
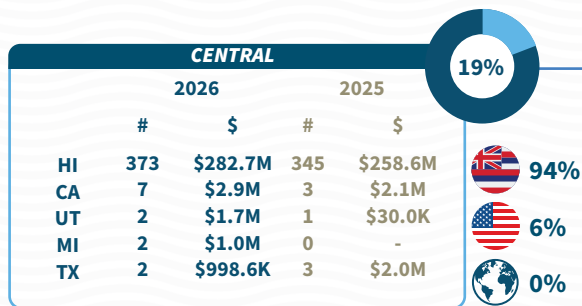
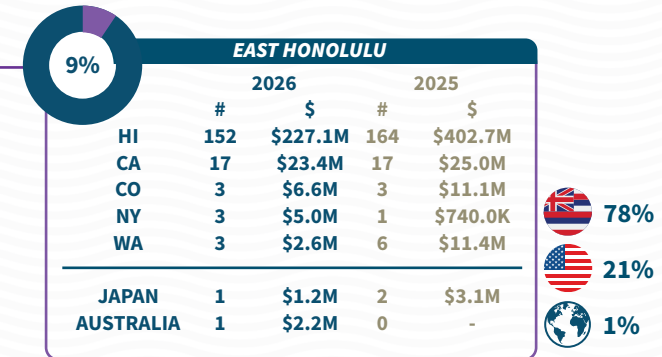
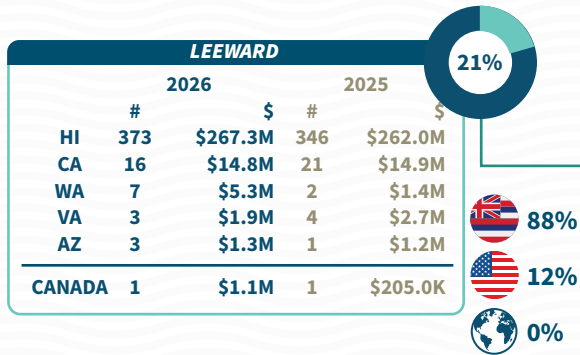
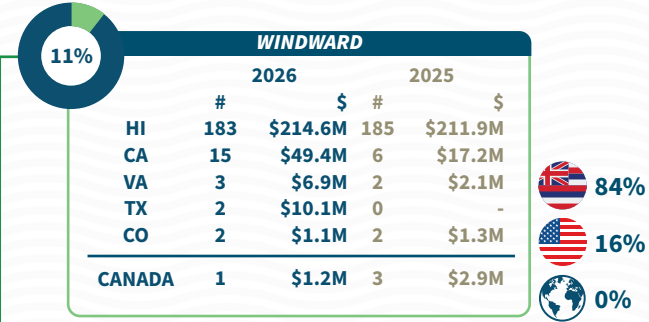
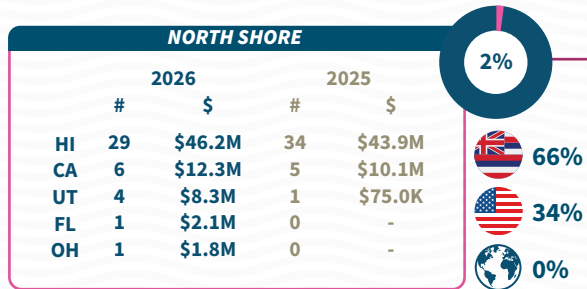


- JAPAN**
32 | \$42.0M
- KOREA**
11 | \$8.7M
- CANADA**
3 | \$3.0M
- MARIANA ISLANDS**
2 | \$1.3M
- FRANCE**
2 | \$675.0K

BUYER STATISTICS

OAHU JAN-MAR 2026

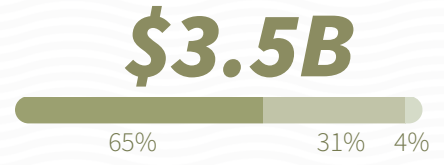
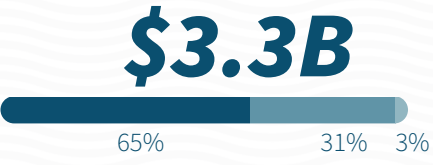
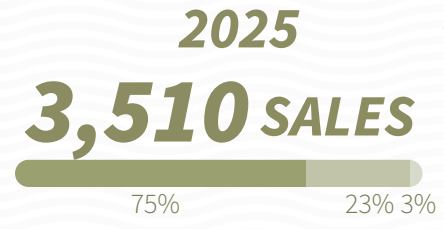
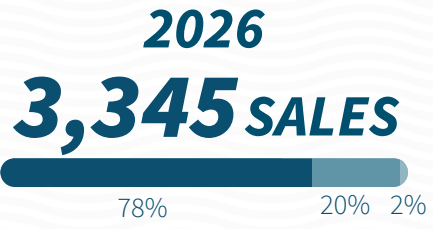
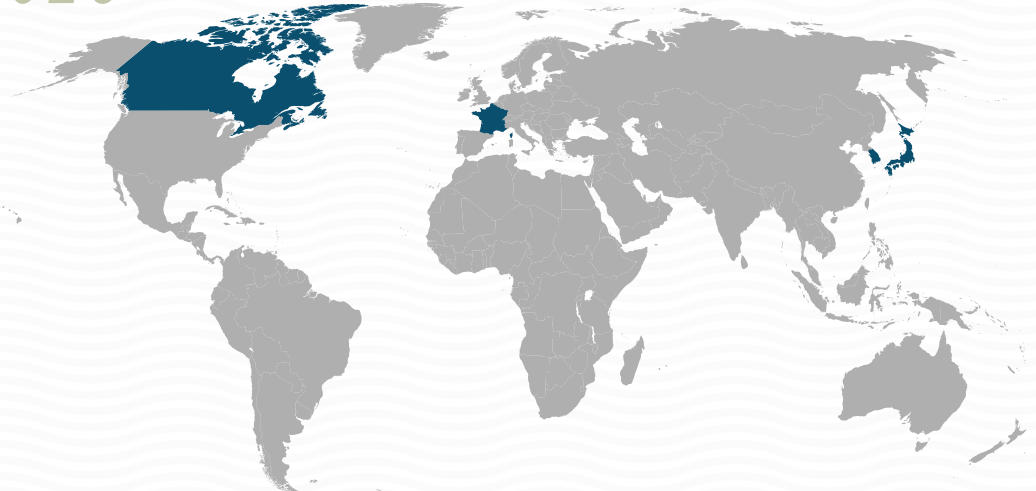
TITLE GUARANTY
HAWAII



BUYER STATISTICS

STATEWIDE JAN-MAR 2026

WHERE DO BUYERS OF HAWAII PROPERTY COME FROM?

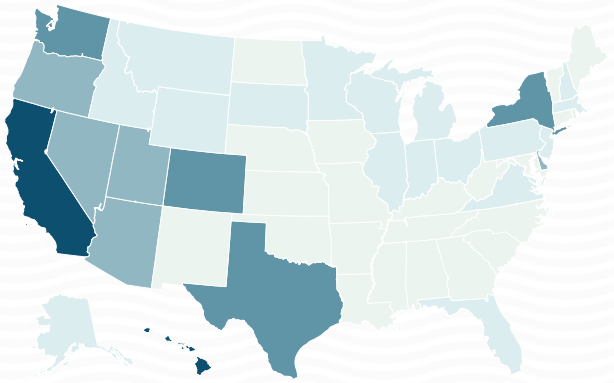


■ HAWAII BUYERS
 ■ US BUYERS
 ■ FOREIGN BUYERS

TOP FOREIGN BUYERS OF HAWAII PROPERTY

- JAPAN**
 34 | \$58.8M
- CANADA**
 13 | \$29.6M
- KOREA**
 11 | \$8.7M
- MARIANA ISLANDS**
 2 | \$1.3M
- FRANCE**
 2 | \$675.0K

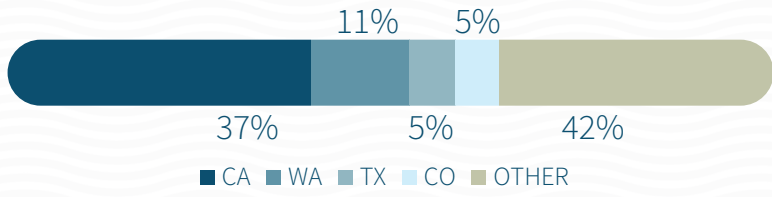
TOP U.S. BUYERS OF HAWAII PROPERTY



■ <\$5M
 ■ \$5M - \$20M
 ■ \$20M - \$40M
■ \$40M - \$100M
 ■ >\$100M

TOP STATE BY NO. OF SALES

1. HAWAII (HI)	2598	\$2.2B
2. CALIFORNIA (CA)	250	\$402.9M
3. WASHINGTON (WA)	77	\$98.2M
4. TEXAS (TX)	36	\$49.0M
5. COLORADO (CO)	34	\$70.7M
6. NEW YORK (NY)	23	\$65.2M
7. ARIZONA (AZ)	21	\$22.0M
8. NEVADA (NV)	20	\$38.3M
9. OREGON (OR)	19	\$24.6M
10. UTAH (UT)	18	\$31.0M



■ CA
 ■ WA
 ■ TX
 ■ CO
 ■ OTHER