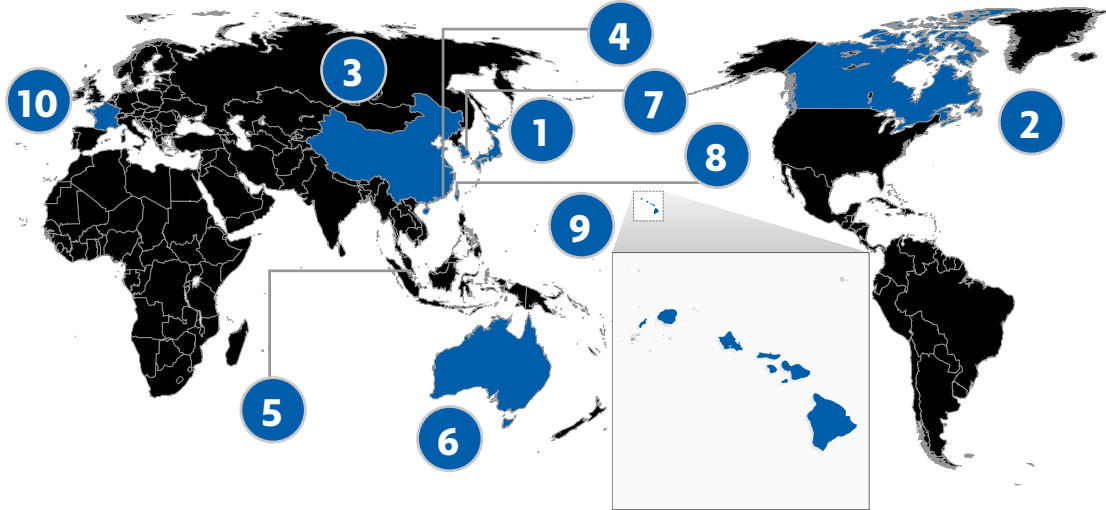


# BUYER STATISTICS

JAN-DEC 2015

## Top Foreign Buyers of Hawaii Property

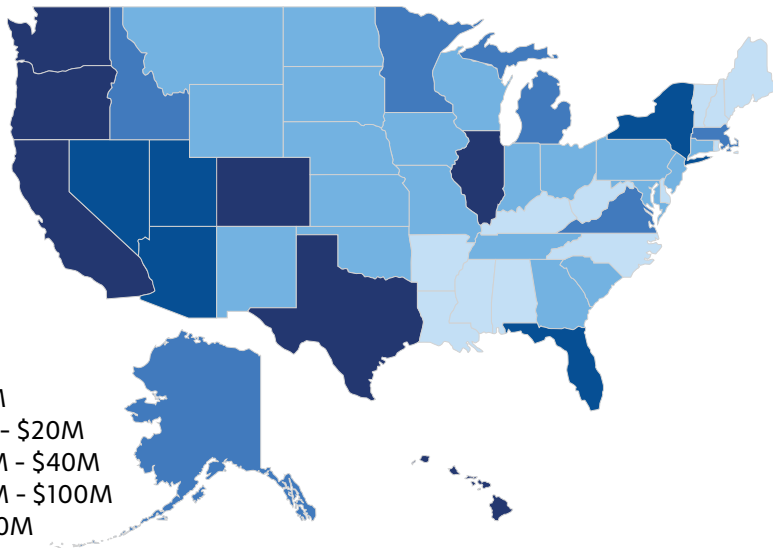
No. Purchases | \$ Amount



1	2	3	4	5	6	7	8	9	10
Japan	Canada	China	Hong Kong	Singapore	Australia	Korea	Taiwan	Guam	France
308   \$233.4M	152   \$129.8M	26   \$23.6M	22   \$25.4M	12   \$14.3M	11   \$3.4M	10   \$5.9M	9   \$4.5M	6   \$3.0M	5   \$2.2M

## Top U.S. Buyers of Hawaii Property

No. Purchases | \$ Amount



### Top 10 States

1. Hawaii (15,080 | \$8.3B)
2. California (1,534 | \$1.3B)
3. Washington (344 | \$271.8M)
4. Texas (260 | \$145.4M)
5. Colorado (156 | \$118.4M)
6. Oregon (136 | \$105.5M)
7. Florida (114 | \$63.2M)
8. Arizona (112 | \$79.1M)
9. New York (85 | \$69.6M)
10. Nevada (84 | \$75.6M)

Statistics provided by Title Guaranty. Information deemed reliable but not guaranteed. All rights to these materials are reserved; no reproduction without prior written consent.



**TITLE GUARANTY**  
SERVING HAWAII SINCE 1896

*Title and Escrow is our business.  
Hawaii is our home.*

Call: (808) 521-0211 or Visit: [www.TGHawaii.com](http://www.TGHawaii.com)

# BUYER STATISTICS

JAN-DEC 2015

## MAUI

Top Foreign and U.S. Buyers of Maui Property

### FOREIGN



1. Canada  
80 | \$79.2M




2. Japan  
3 | \$5.4M



3. Singapore  
1 | \$4.6M



4. Hong Kong  
1 | \$3.1M



5. France  
1 | \$1.8M

6. Indonesia  
1 | \$0.8M

### U.S.

#### South Side

679

\$854.8M

1. Hawaii (1,392 | \$726.7M)
2. California (445 | \$383.8M)
3. Washington (129 | \$105.2M)
4. Texas (75 | \$43.0M)

#### West Side

663

\$507.6M

#### Up Country

594

\$358.7M

#### Central

322

\$144.0M

#### Molokai

111

\$17.2M

#### North Shore

81

\$60.1M

#### Lanai

27

\$15.1M

#### East Maui

6

\$3.2M

5. Colorado (50 | \$43.6M)
6. Oregon (46 | \$41.8M)
7. Nevada (29 | \$20.3M)
8. New York (26 | \$23.5M)

9. Illinois (24 | \$382.5M)
10. Florida (23 | \$28.0M)
11. Arizona (23 | \$14.2M)
12. Alaska (22 | \$12.0M)

## Top Buyers by Region

No. Purchases | \$ Amount

### West Side

1. Canada (21 | \$19.9M)
2. Japan (2 | \$1.3M)
3. Singapore (1 | \$4.6M)

1. Hawaii (236 | \$143.6M)
2. California (208 | \$168.4M)
3. Washington (48 | \$40.4M)
4. Colorado (21 | \$14.4M)
5. Texas (18 | \$8.9M)

### Up Country

1. Canada (5 | \$2.8M)
2. Indonesia (1 | \$0.8M)

1. Hawaii (460 | \$238.5M)
2. California (41 | \$52.8M)
3. Texas (24 | \$11.0M)
4. Washington (14 | \$7.3M)
5. Arizona (5 | \$3.5M)

### North Shore

1. Hawaii (58 | \$41.0M)
2. California (10 | \$9.4M)
3. Colorado (4 | \$1.6M)
4. Michigan (2 | \$2.4M)
5. Idaho (1 | \$1.5M)

### East Maui

1. France (1 | \$1.8M)
1. Hawaii (4 | \$2.3M)
2. Texas (1 | \$0.5M)
3. Montana (1 | \$0.4M)

### Molokai

1. Canada (2 | \$0.4M)

1. Hawaii (62 | \$9.7M)
2. California (11 | \$1.7M)
3. Nevada (6 | \$0.6M)
4. Alaska (5 | \$0.6M)
5. Washington (4 | \$0.9M)

### Central

1. Canada (1 | \$0.5M)

1. Hawaii (266 | \$119.4M)
2. California (19 | \$9.3M)
3. Texas (15 | \$6.5M)
4. Colorado (2 | \$1.0M)
5. Minnesota (2 | \$0.6M)

### South Side

1. Canada (51 | \$55.7M)
2. Japan (1 | \$4.1M)
3. Hong Kong (1 | \$3.1M)

1. Hawaii (285 | \$162.8M)
2. California (152 | \$137.8M)
3. Washington (61 | \$55.1M)
4. Oregon (23 | \$22.2M)
5. Colorado (17 | \$20.9M)

### Lanai

1. Hawaii (21 | \$9.5M)
2. California (4 | \$4.3M)
3. New York (2 | \$1.3M)

Statistics provided by Title Guaranty. Information deemed reliable but not guaranteed. All rights to these materials are reserved; no reproduction without prior written consent.



**TITLE GUARANTY**  
SERVING HAWAII SINCE 1896

*Title and Escrow is our business.  
Hawaii is our home.*

Call: (808) 521-0211 or Visit: [www.TGHawaii.com](http://www.TGHawaii.com)