

BUYER STATISTICS

KAUAI JAN-MAR 2026

WHERE DO BUYERS OF HAWAII PROPERTY COME FROM?

2026

153 SALES



\$249.5M



2025

208 SALES



\$266.2M



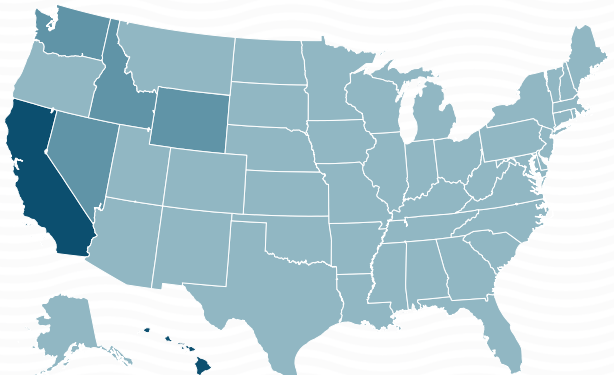
HAWAII BUYERS
 US BUYERS
 FOREIGN BUYERS



TOP FOREIGN BUYERS OF HAWAII PROPERTY

COOK ISLANDS
1 | \$8.2M

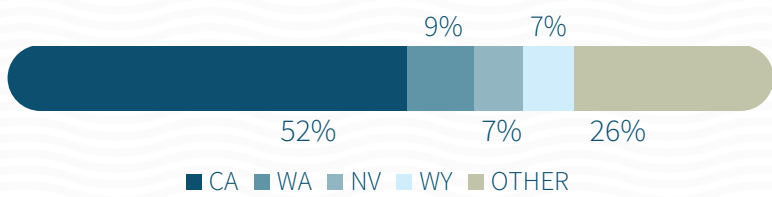
TOP U.S. BUYERS OF HAWAII PROPERTY



TOP STATE BY NO. OF SALES

1. HAWAII (HI)	106	\$92.0M
2. CALIFORNIA (CA)	24	\$88.6M
3. WASHINGTON (WA)	4	\$8.7M
4. NEVADA (NV)	3	\$16.2M
5. WYOMING (WY)	3	\$9.4M
6. TEXAS (TX)	2	\$4.2M
7. NEW YORK (NY)	2	\$3.0M
8. MASSACHUSETTS (MA)	2	\$2.6M
9. IDAHO (ID)	1	\$6.8M
10. DELAWARE (DE)	1	\$2.9M

<\$5M
 \$5M - \$20M
 \$20M - \$40M
 \$40M - \$100M
 >\$100M

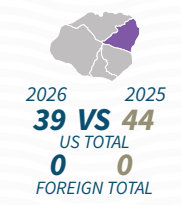

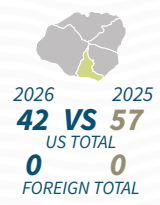
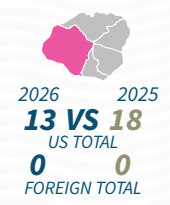

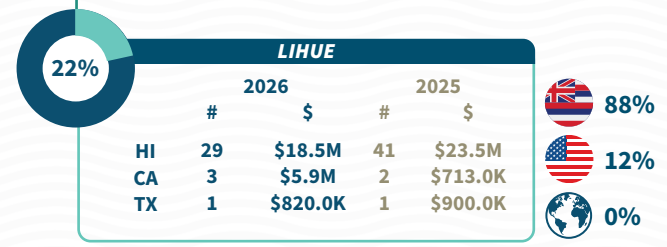
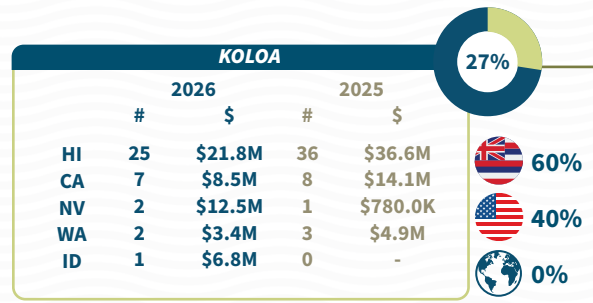
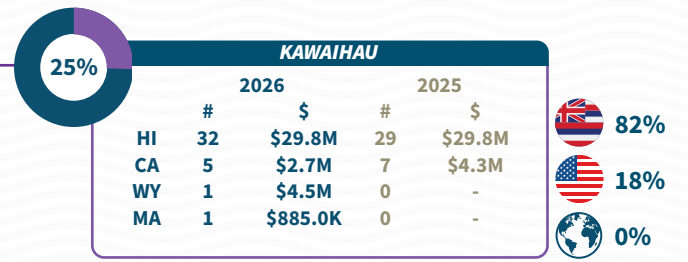
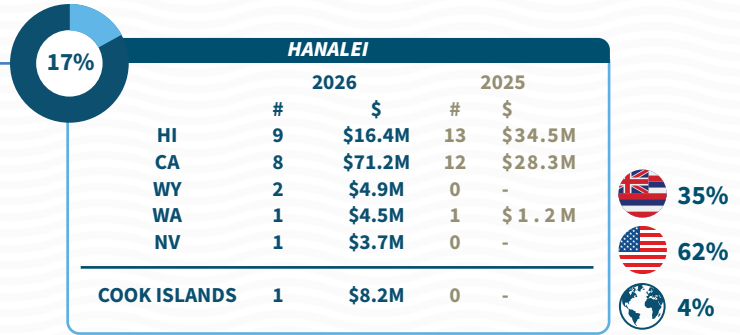
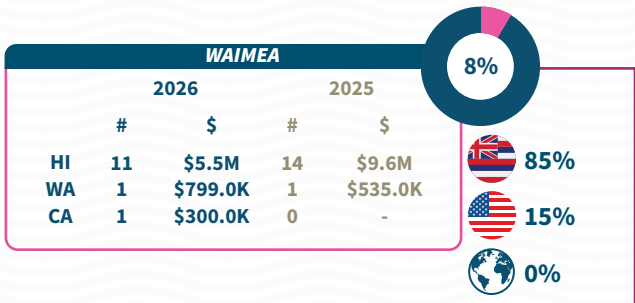


CA
 WA
 NV
 WY
 OTHER

BUYER STATISTICS

KAUAI JAN-MAR 2026

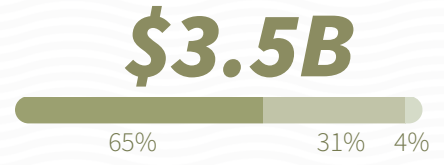
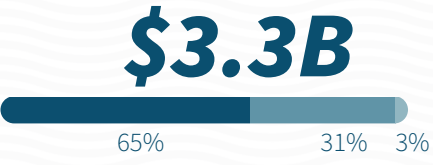
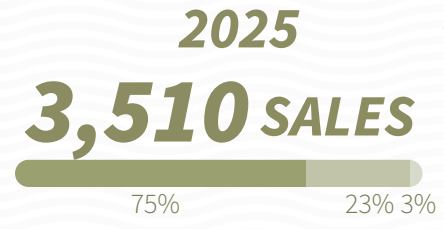
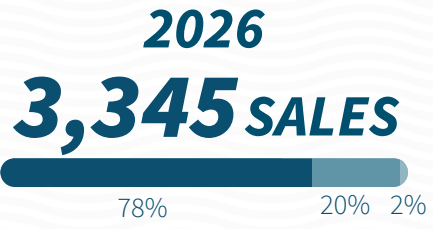
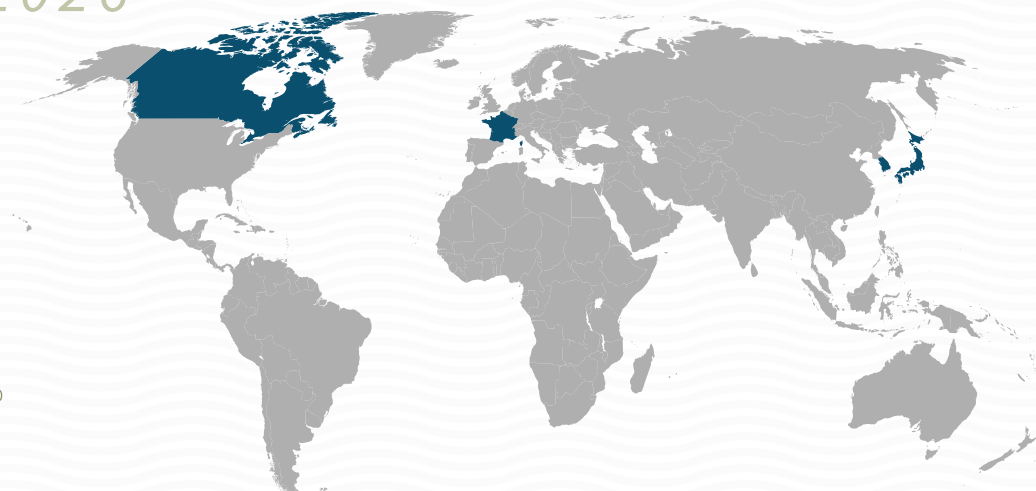
TITLE GUARANTY
HAWAII



BUYER STATISTICS

STATEWIDE JAN-MAR 2026

WHERE DO BUYERS OF HAWAII PROPERTY COME FROM?

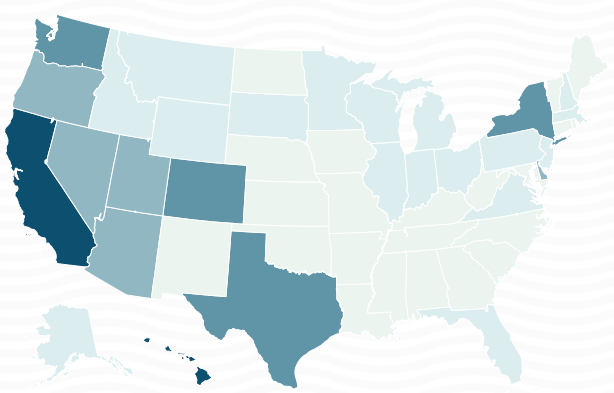


■ HAWAII BUYERS
 ■ US BUYERS
 ■ FOREIGN BUYERS

TOP FOREIGN BUYERS OF HAWAII PROPERTY

- JAPAN**
 34 | \$58.8M
- CANADA**
 13 | \$29.6M
- KOREA**
 11 | \$8.7M
- MARIANA ISLANDS**
 2 | \$1.3M
- FRANCE**
 2 | \$675.0K

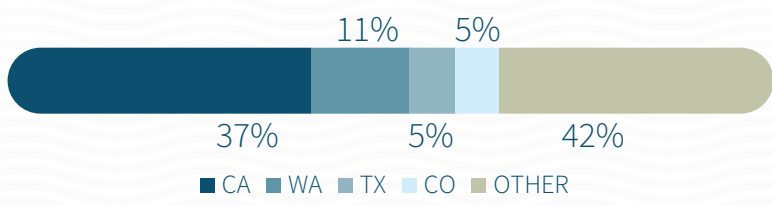
TOP U.S. BUYERS OF HAWAII PROPERTY



<\$5M
 \$5M - \$20M
 \$20M - \$40M
 \$40M - \$100M
 >\$100M

TOP STATE BY NO. OF SALES

1. HAWAII (HI)	2598	\$2.2B
2. CALIFORNIA (CA)	250	\$402.9M
3. WASHINGTON (WA)	77	\$98.2M
4. TEXAS (TX)	36	\$49.0M
5. COLORADO (CO)	34	\$70.7M
6. NEW YORK (NY)	23	\$65.2M
7. ARIZONA (AZ)	21	\$22.0M
8. NEVADA (NV)	20	\$38.3M
9. OREGON (OR)	19	\$24.6M
10. UTAH (UT)	18	\$31.0M



■ CA
 ■ WA
 ■ TX
 ■ CO
 ■ OTHER