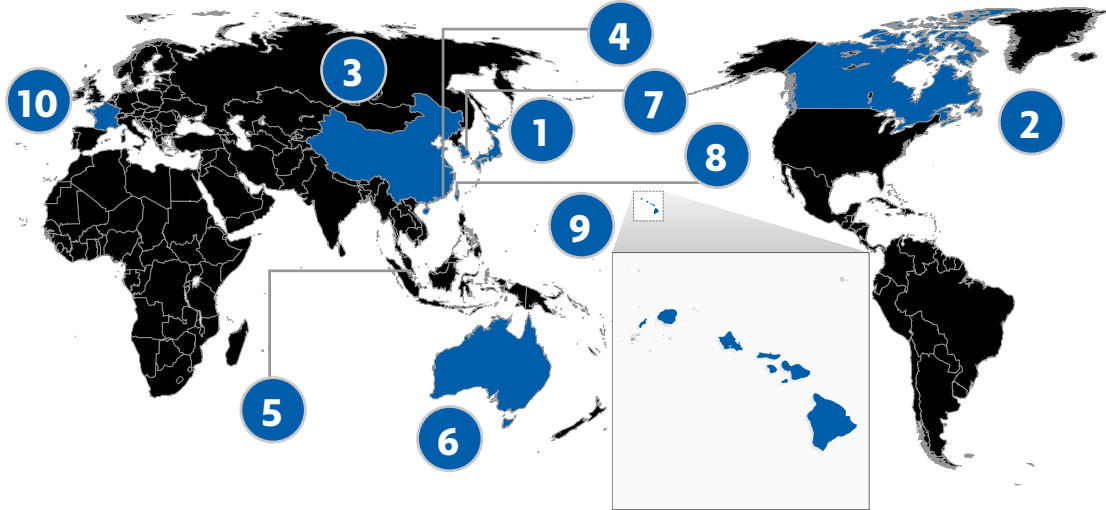


# BUYER STATISTICS

JAN-DEC 2015

## Top Foreign Buyers of Hawaii Property

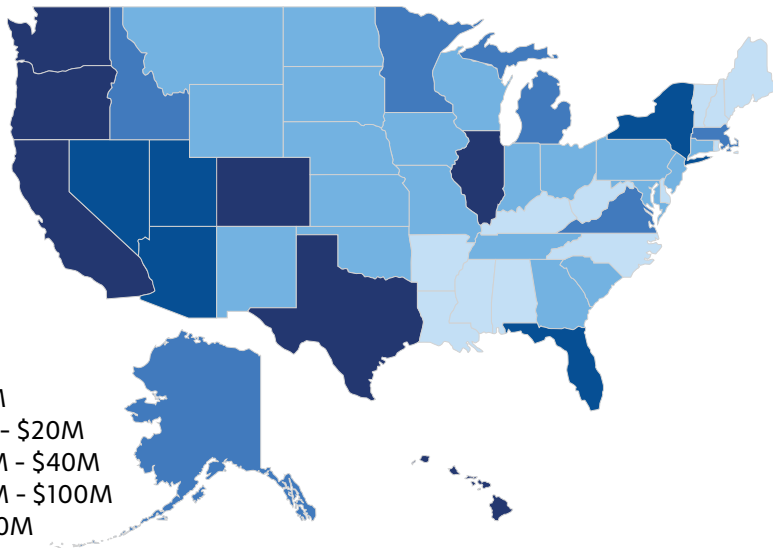
No. Purchases | \$ Amount



1	2	3	4	5	6	7	8	9	10
Japan	Canada	China	Hong Kong	Singapore	Australia	Korea	Taiwan	Guam	France
308   \$233.4M	152   \$129.8M	26   \$23.6M	22   \$25.4M	12   \$14.3M	11   \$3.4M	10   \$5.9M	9   \$4.5M	6   \$3.0M	5   \$2.2M

## Top U.S. Buyers of Hawaii Property

No. Purchases | \$ Amount



### Top 10 States

1. Hawaii (15,080 | \$8.3B)
2. California (1,534 | \$1.3B)
3. Washington (344 | \$271.8M)
4. Texas (260 | \$145.4M)
5. Colorado (156 | \$118.4M)
6. Oregon (136 | \$105.5M)
7. Florida (114 | \$63.2M)
8. Arizona (112 | \$79.1M)
9. New York (85 | \$69.6M)
10. Nevada (84 | \$75.6M)

Statistics provided by Title Guaranty. Information deemed reliable but not guaranteed. All rights to these materials are reserved; no reproduction without prior written consent.



**TITLE GUARANTY**  
SERVING HAWAII SINCE 1896

*Title and Escrow is our business.  
Hawaii is our home.*

Call: (808) 521-0211 or Visit: [www.TGHawaii.com](http://www.TGHawaii.com)

# BUYER STATISTICS

JAN-DEC 2015

## BIG ISLAND

Top Foreign and U.S. Buyers of Big Island Property

### FOREIGN



1. Canada  
29 | \$24.6M



2. Japan  
7 | \$11.6M



3. Hong Kong  
1 | \$2.4M



4. Switzerland  
1 | \$1.8M



5. French Polynesia  
1 | \$0.7M

6. Germany  
1 | \$0.2M

7. Australia  
1 | \$0.2M

8. Korea  
1 | \$0.1M

### U.S.

#### South Kohala

847  
\$863.5M

1. Hawaii (1,715 | \$701.4M)
2. California (417 | \$381.6M)
3. Washington (124 | \$102.9M)
4. Texas (63 | \$30.8M)

#### Kona

757  
\$334.6M

#### Puna

527  
\$94.8M

#### Hilo

466  
\$129.6M

#### Kau

89  
\$24.5M

#### North Kohala

49  
\$20.5M

#### Hamakua

46  
\$13.0M

5. Oregon (52 | \$22.4M)
6. Colorado (48 | \$41.8M)
7. Arizona (40 | \$36.0M)
8. Florida (39 | \$13.7M)

9. Alaska (35 | \$15.1M)
10. Nevada (26 | \$18.9M)
11. Virginia (23 | \$5.7M)
12. Illinois (19 | \$11.3M)

#### North Kohala

1. Switzerland (1 | \$1.8M)
1. Hawaii (37 | \$13.4M)
2. California (4 | \$3.5M)
3. Delaware (1 | \$1.6M)
4. North Dakota (1 | \$0.5M)
5. Missouri (1 | \$0.4M)

#### South Kohala

1. Canada (16 | \$20.2M)
2. Japan (3 | \$8.3M)
3. Hong Kong (1 | \$2.4M)
4. Australia (1 | \$0.2M)
1. Hawaii (455 | \$322.7M)
2. California (176 | \$290.8M)
3. Washington (59 | \$74.5M)
4. Colorado (18 | \$30.9M)
5. Texas (18 | \$17.7M)

#### Kona

1. Canada (9 | \$3.9M)
2. Japan (2 | \$2.4M)
3. Korea (1 | \$0.1M)
1. Hawaii (423 | \$175.2M)
2. California (124 | \$60.7M)
3. Washington (50 | \$25.6M)
4. Oregon (27 | \$12.4M)
5. Alaska (18 | \$8.0M)

#### Kau

1. Hawaii (58 | \$17.5M)
2. California (11 | \$3.3M)
3. Texas (3 | \$0.7M)
4. Alaska (3 | \$0.3M)
5. Ohio (2 | \$0.5M)

## Top Buyers by Region

No. Purchases | \$ Amount

#### Hamakua

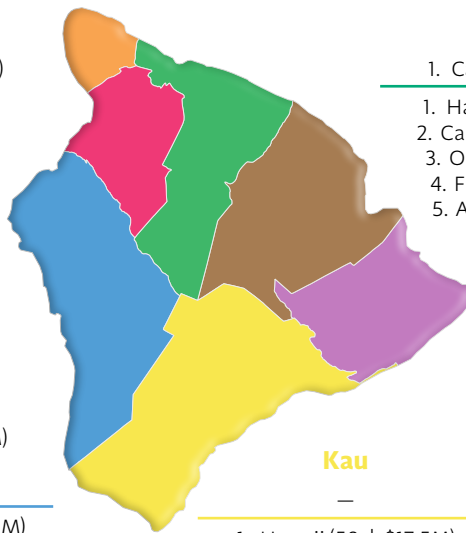
1. Canada (1 | \$0.2M)
1. Hawaii (32 | \$8.5M)
2. California (5 | \$1.6M)
3. Oregon (2 | \$0.4M)
4. Florida (1 | \$0.9M)
5. Alaska (1 | \$0.4M)

#### Hilo

1. French Polynesia (1 | \$0.7M)
1. Hawaii (385 | \$104.4M)
2. California (37 | \$11.9M)
3. Texas (11 | \$3.5M)
4. Florida (6 | \$2.3M)
5. Arizona (5 | \$1.2M)

#### Puna

1. Canada (3 | \$0.4M)
2. Japan (2 | \$0.9M)
3. Germany (1 | \$0.2M)
1. Hawaii (325 | \$59.6M)
2. California (60 | \$9.7M)
3. Texas (16 | \$3.5M)
4. Florida (15 | \$2.7M)
5. Virginia (11 | \$1.8M)



Statistics provided by Title Guaranty. Information deemed reliable but not guaranteed. All rights to these materials are reserved; no reproduction without prior written consent.



**TITLE GUARANTY**  
SERVING HAWAII SINCE 1896

*Title and Escrow is our business.  
Hawaii is our home.*

Call: (808) 521-0211 or Visit: [www.TGHawaii.com](http://www.TGHawaii.com)