

BUYER STATISTICS

HAWAII JAN-MAR 2026

WHERE DO BUYERS OF HAWAII PROPERTY COME FROM?

2026

826 SALES

2025

934 SALES

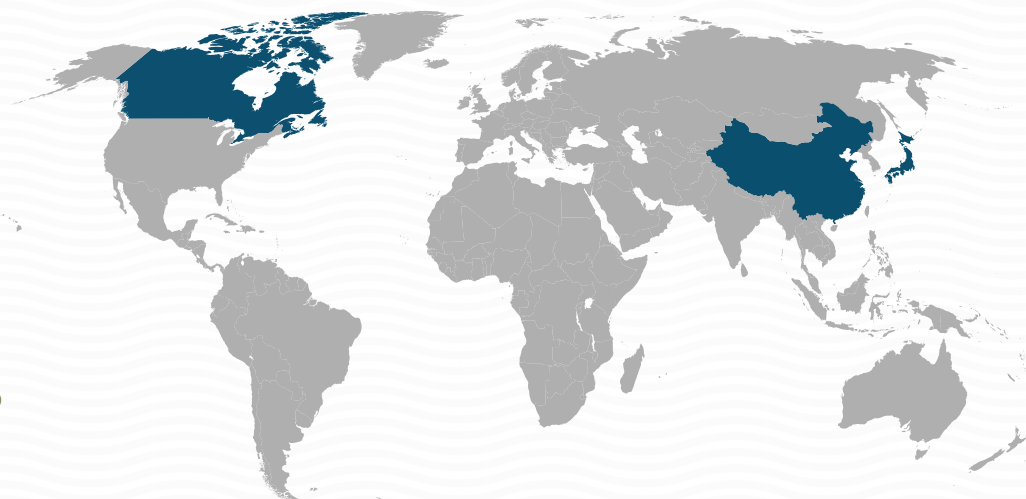


\$787.3M

\$818.1M



HAWAII BUYERS
 US BUYERS
 FOREIGN BUYERS



TOP FOREIGN BUYERS OF HAWAII PROPERTY

CANADA
7 | \$20.8M



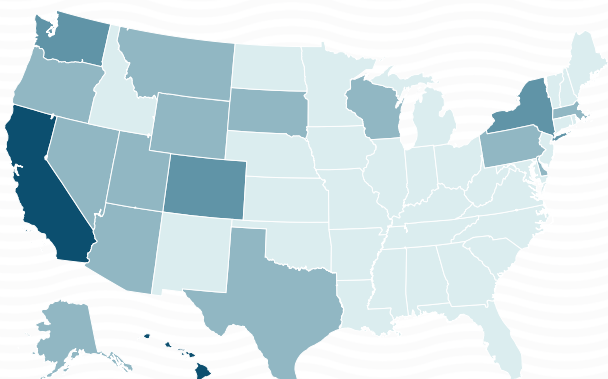
JAPAN
2 | \$16.8M



CHINA
1 | \$455.0K



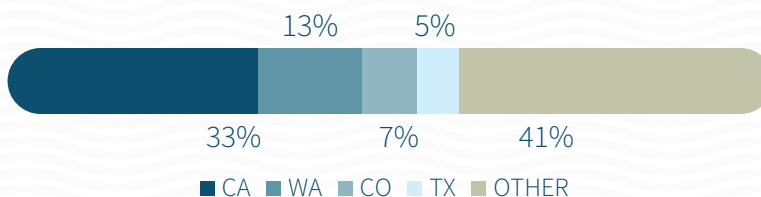
TOP U.S. BUYERS OF HAWAII PROPERTY



<\$5M
 \$5M - \$20M
 \$20M - \$40M
 \$40M - \$100M
 >\$100M

TOP STATE BY NO. OF SALES

1. HAWAII (HI)	555	\$321.2M
2. CALIFORNIA (CA)	87	\$126.9M
3. WASHINGTON (WA)	34	\$50.0M
4. COLORADO (CO)	18	\$42.9M
5. TEXAS (TX)	14	\$16.3M
6. OREGON (OR)	11	\$13.6M
7. ALASKA (AK)	11	\$6.6M
8. NEW YORK (NY)	9	\$47.3M
9. ARIZONA (AZ)	9	\$10.7M
10. NEVADA (NV)	8	\$15.6M

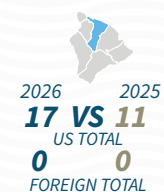
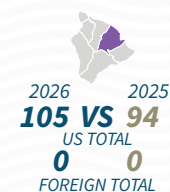
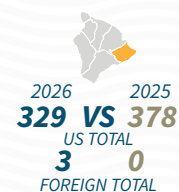
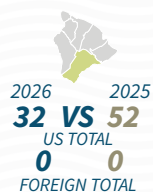
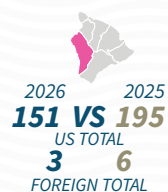
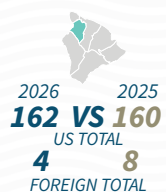
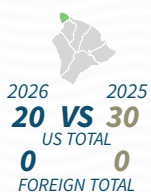
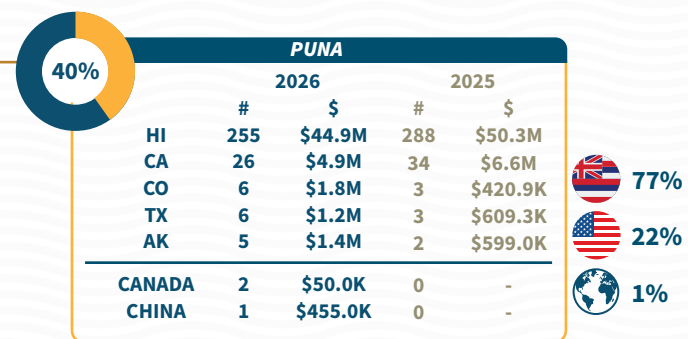
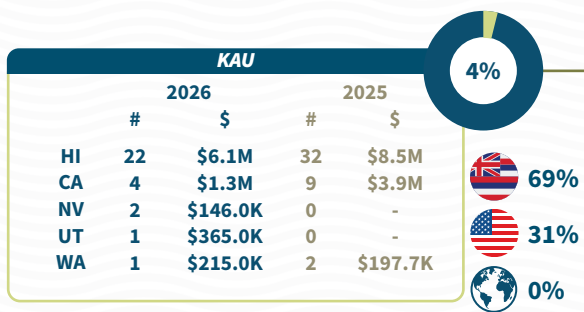
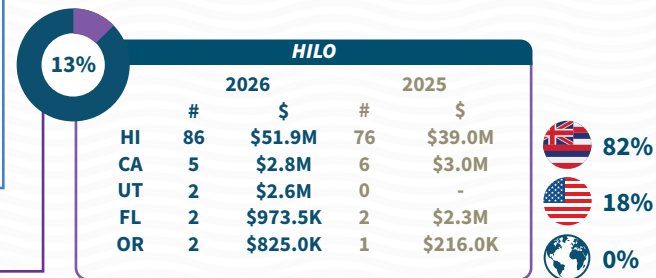
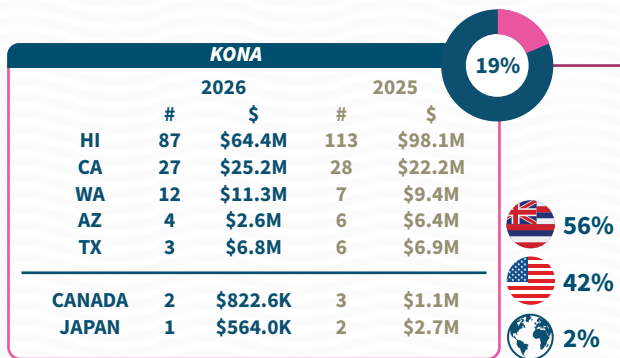
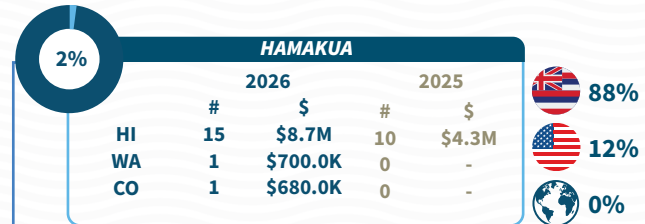
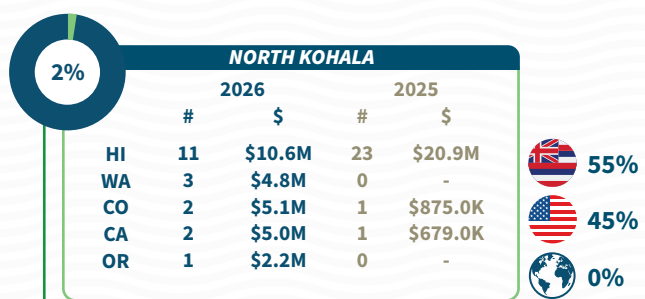
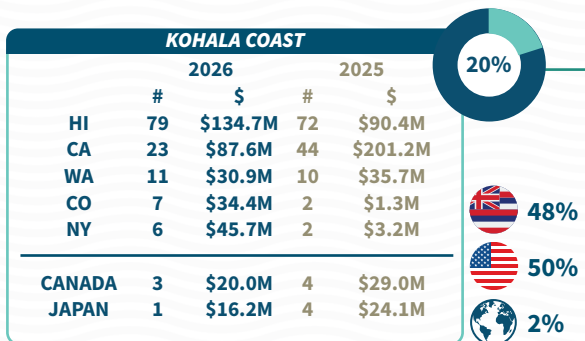


CA
 WA
 CO
 TX
 OTHER

BUYER STATISTICS

HAWAII JAN-MAR 2026

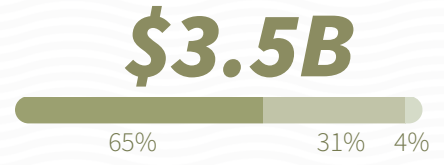
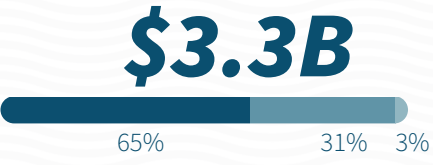
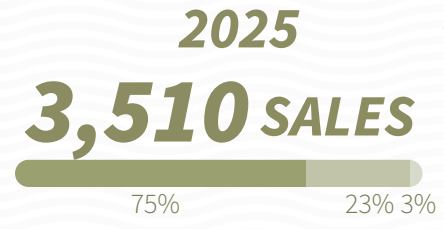
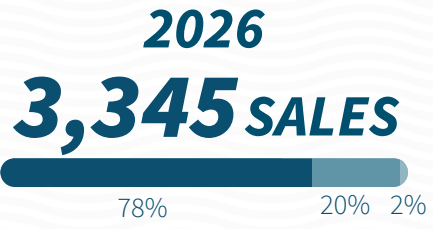
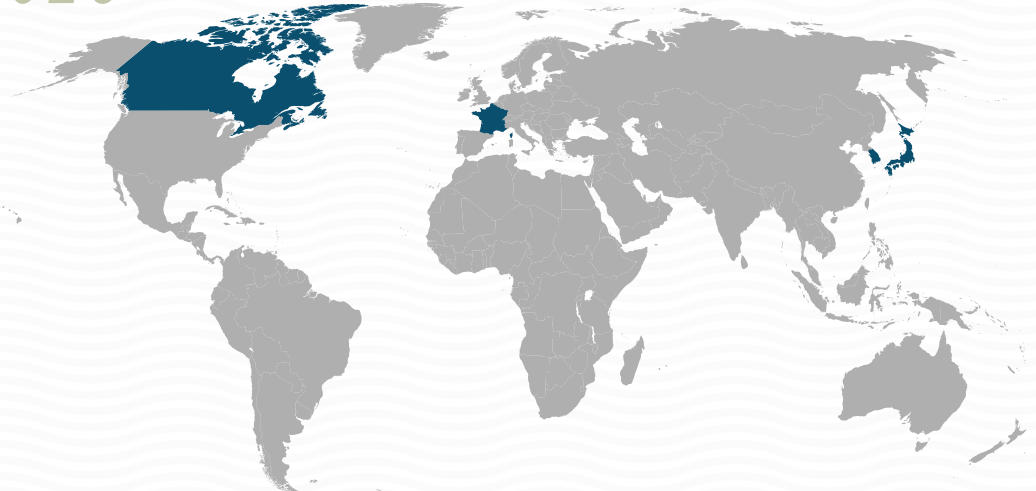
TITLE GUARANTY
HAWAII



BUYER STATISTICS

STATEWIDE JAN-MAR 2026

WHERE DO BUYERS OF HAWAII PROPERTY COME FROM?

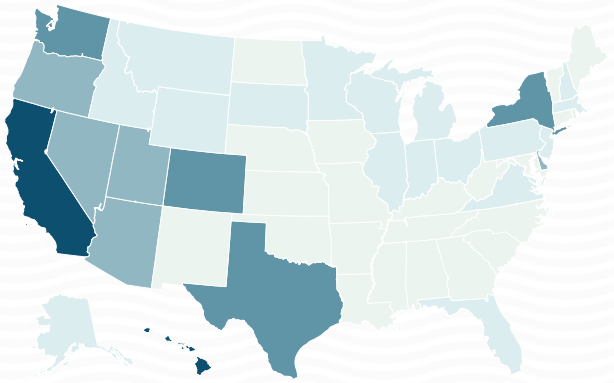


■ HAWAII BUYERS
 ■ US BUYERS
 ■ FOREIGN BUYERS

TOP FOREIGN BUYERS OF HAWAII PROPERTY

- JAPAN**
 34 | \$58.8M
- CANADA**
 13 | \$29.6M
- KOREA**
 11 | \$8.7M
- MARIANA ISLANDS**
 2 | \$1.3M
- FRANCE**
 2 | \$675.0K

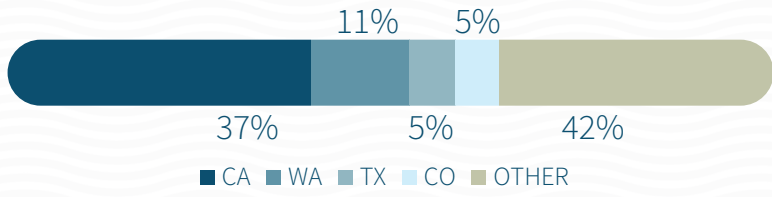
TOP U.S. BUYERS OF HAWAII PROPERTY



<\$5M
 \$5M - \$20M
 \$20M - \$40M
 \$40M - \$100M
 >\$100M

TOP STATE BY NO. OF SALES

1. HAWAII (HI)	2598	\$2.2B
2. CALIFORNIA (CA)	250	\$402.9M
3. WASHINGTON (WA)	77	\$98.2M
4. TEXAS (TX)	36	\$49.0M
5. COLORADO (CO)	34	\$70.7M
6. NEW YORK (NY)	23	\$65.2M
7. ARIZONA (AZ)	21	\$22.0M
8. NEVADA (NV)	20	\$38.3M
9. OREGON (OR)	19	\$24.6M
10. UTAH (UT)	18	\$31.0M



■ CA
 ■ WA
 ■ TX
 ■ CO
 ■ OTHER