



TITLE GUARANTY
HAWAII

STATEWIDE HOUSING STATISTICS

SEPTEMBER 2022

SINGLE FAMILY HOMES

# OF SALES	MONTH			YTD		
	2022	2021	% CHANGE	2022	2021	% CHANGE
<i>Hawaii</i>	204	270	▼24.4%	2,098	2,433	▼13.8%
<i>Kauai</i>	28	67	▼58.2%	398	581	▼31.5%
<i>Maui</i>	57	115	▼50.4%	813	1,042	▼22.0%
<i>Oahu</i>	278	424	▼34.4%	2,858	3,396	▼15.8%
Total	567	876	▼35.3%	6,167	7,452	▼17.2%

MEDIAN SALES PRICE	MONTH			YTD		
	2022	2021	% CHANGE	2022	2021	% CHANGE
<i>Hawaii</i>	\$535,000	\$482,500	▲10.9%	\$500,000	\$470,000	▲6.4%
<i>Kauai</i>	\$987,500	\$1,200,000	▼17.7%	\$1,150,000	\$1,077,000	▲6.8%
<i>Maui</i>	\$1,025,000	\$995,000	▲3.0%	\$1,150,000	\$998,500	▲15.2%
<i>Oahu</i>	\$1,100,000	\$1,050,000	▲4.8%	\$1,110,500	\$975,000	▲13.9%

CONDOMINIUMS

# OF SALES	MONTH			YTD		
	2022	2021	% CHANGE	2022	2021	% CHANGE
<i>Hawaii</i>	47	82	▼42.7%	679	943	▼28.0%
<i>Kauai</i>	24	49	▼51.0%	348	495	▼29.7%
<i>Maui</i>	97	182	▼46.7%	1,289	1,853	▼30.4%
<i>Oahu</i>	496	615	▼19.3%	5,218	5,398	▼3.3%
Total	664	928	▼28.4%	7,534	8,689	▼13.3%

MEDIAN SALES PRICE	MONTH			YTD		
	2022	2021	% CHANGE	2022	2021	% CHANGE
<i>Hawaii</i>	\$590,000	\$467,500	▲26.2%	\$575,000	\$467,777	▲22.9%
<i>Kauai</i>	\$691,000	\$619,000	▲11.6%	\$705,500	\$610,000	▲15.7%
<i>Maui</i>	\$800,000	\$729,125	▲9.7%	\$770,000	\$645,000	▲19.4%
<i>Oahu</i>	\$502,500	\$478,000	▲5.1%	\$510,000	\$467,500	▲9.1%

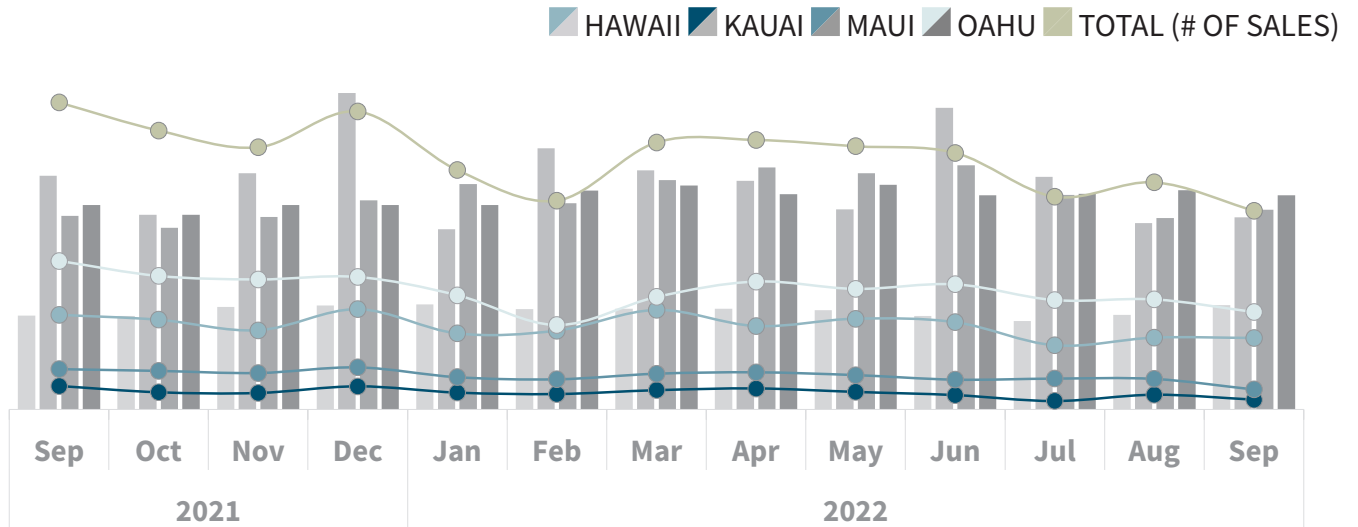


TITLE GUARANTY
HAWAII

STATEWIDE HOUSING STATISTICS

SEPTEMBER 2022

SINGLE FAMILY HOMES



OF SALES | MEDIAN SALES PRICE (\$)

	HAWAII	KAUAI	MAUI	OAHU	TOTAL (# OF SALES)
2021					
Sep	270 482.5K	67 1.2M	115 1.0M	424 1.1M	876
Oct	256 480.0K	49 1.0M	110 0.9M	381 1.0M	796
Nov	226 526.5K	47 1.2M	104 1.0M	371 1.1M	748
Dec	286 534.0K	66 1.6M	120 1.1M	378 1.1M	850
2022					
Jan	217 540.0K	48 0.9M	92 1.2M	326 1.1M	683
Feb	225 515.0K	44 1.3M	86 1.1M	241 1.1M	596
Mar	284 517.5K	55 1.2M	102 1.2M	321 1.2M	762
Apr	238 517.0K	60 1.2M	106 1.2M	365 1.1M	769
May	259 510.0K	50 1.0M	98 1.2M	344 1.2M	751
Jun	249 480.0K	41 1.6M	85 1.3M	357 1.1M	732
Jul	183 455.0K	24 1.2M	88 1.1M	312 1.1M	607
Aug	205 485.0K	42 1.0M	87 1.0M	314 1.1M	648
Sep	204 535.0K	28 1.0M	57 1.0M	278 1.1M	567

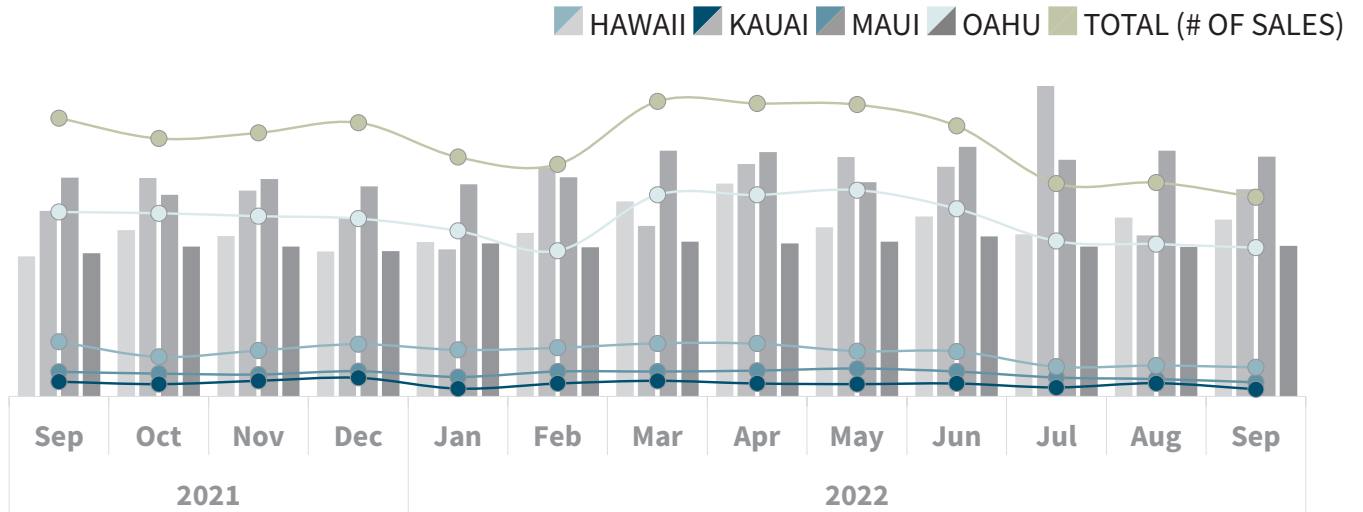


TITLE GUARANTY
HAWAII

STATEWIDE HOUSING STATISTICS

SEPTEMBER 2022

CONDOMINIUMS



OF SALES | MEDIAN SALES PRICE (\$)

	HAWAII	KAUAI	MAUI	OAHU	TOTAL (# OF SALES)
2021					
Sep	82 467.5K	49 619.0K	182 729.1K	615 478.0K	928
Oct	76 555.0K	41 729.0K	132 672.5K	611 500.0K	860
Nov	73 535.0K	52 686.8K	153 725.0K	601 500.0K	879
Dec	84 483.5K	62 597.0K	174 700.0K	593 485.0K	913
2022					
Jan	65 515.0K	26 490.0K	155 707.5K	552 510.0K	798
Feb	83 545.0K	43 762.5K	162 730.5K	486 497.0K	774
Mar	83 650.0K	52 568.8K	177 820.0K	672 515.5K	984
Apr	86 710.0K	43 775.0K	176 815.0K	672 510.0K	977
May	93 563.5K	41 799.0K	151 715.0K	688 516.5K	973
Jun	83 599.9K	43 766.0K	150 832.5K	626 534.0K	902
Jul	63 540.0K	30 1.0M	99 789.5K	518 500.0K	710
Aug	58 597.0K	44 537.0K	103 820.0K	508 498.5K	713
Sep	47 590.0K	24 691.0K	97 800.0K	496 502.5K	664

Source: Respective Islands' board of REALTORS® Statistics provided by Title Guaranty. Information deemed reliable but not guaranteed. All rights to these materials are reserved; no reproduction without prior written consent.



TITLE GUARANTY
HAWAII

STATEWIDE HOUSING STATISTICS

SEPTEMBER 2022

SINGLE FAMILY HOMES

CURRENT MONTH (VS LAST YEAR)

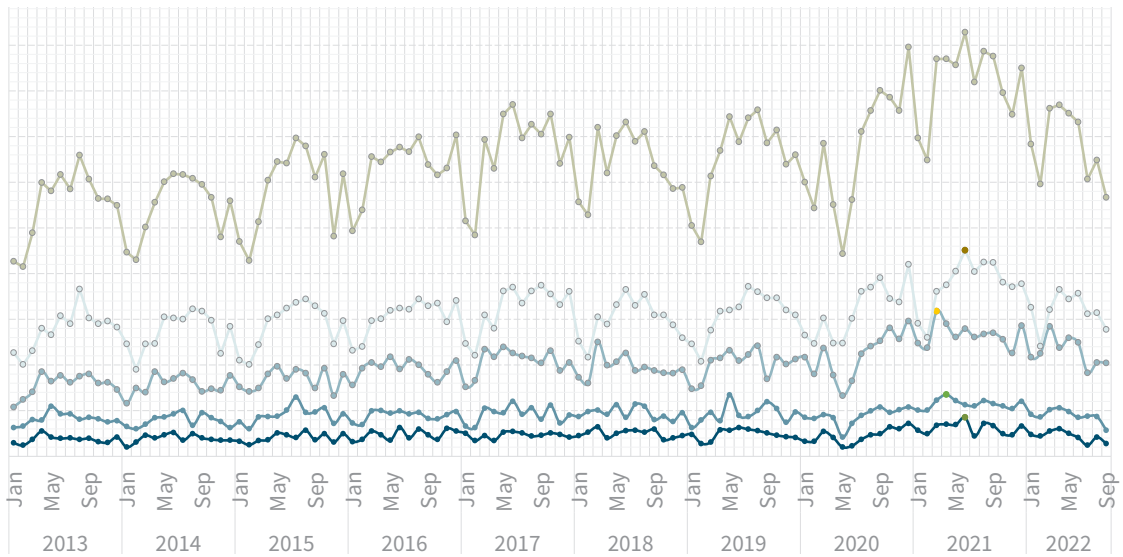
STATEWIDE ↓567

OAHU ↓278

HAWAII ↓204

MAUI ↓57

KAUAI ↓28



CONDOMINIUMS

CURRENT MONTH (VS LAST YEAR)

STATEWIDE ↓664

OAHU ↓496

MAUI ↓97

HAWAII ↓47

KAUAI ↓24

