

STATEWIDE HOUSING STATISTICS

SEPTEMBER 2019

Compliments of Title Guaranty

SINGLE FAMILY HOMES

# of Sales	Month			Y-T-D		
	2019	2018	% Change	2019	2018	% Change
Hawaii	166	188	▼11.7%	1,798	1,788	▲0.6%
Kauai	51	59	▼13.6%	450	477	▼5.7%
Maui	118	80	▲47.5%	844	880	▼4.1%
Oahu	347	309	▲12.3%	2,774	2,753	▲0.8%
Total	682	636	▲7.2%	5,866	5,898	▼0.5%

Median Sales Price	Month			Y-T-D		
	2019	2018	% Change	2019	2018	% Change
Hawaii	\$397,000	\$356,720	▲11.3%	\$380,000	\$360,000	▲5.6%
Kauai	\$615,000	\$677,000	▼9.2%	\$648,250	\$700,000	▼7.4%
Maui	\$719,718	\$754,248	▼4.6%	\$745,845	\$700,000	▲6.5%
Oahu	\$777,000	\$812,500	▼4.4%	\$785,000	\$789,000	▼0.5%

CONDOMINIUMS

# of Sales	Month			Y-T-D		
	2019	2018	% Change	2019	2018	% Change
Hawaii	61	59	▲3.4%	658	635	▲3.6%
Kauai	22	38	▼42.1%	283	368	▼23.1%
Maui	157	122	▲28.7%	1,395	1,460	▼4.5%
Oahu	466	511	▼8.8%	4,074	4,367	▼6.7%
Total	706	730	▼3.3%	6,410	6,830	▼6.1%

Median Sales Price	Month			Y-T-D		
	2019	2018	% Change	2019	2018	% Change
Hawaii	\$354,500	\$297,500	▲19.2%	\$362,750	\$351,000	▲3.3%
Kauai	\$542,000	\$784,493	▼30.9%	\$555,000	\$442,500	▲25.4%
Maui	\$540,000	\$492,500	▲9.6%	\$518,000	\$496,000	▲4.4%
Oahu	\$445,000	\$428,000	▲4.0%	\$425,000	\$429,500	▼1.0%

Source: Respective Islands' board of REALTORS®

Statistics provided by Title Guaranty. Information deemed reliable but not guaranteed. All rights to these materials are reserved; no reproduction without prior written consent.



TITLE GUARANTY
SERVING HAWAI'I SINCE 1896

*Title and Escrow is our business.
Hawaii is our home.*

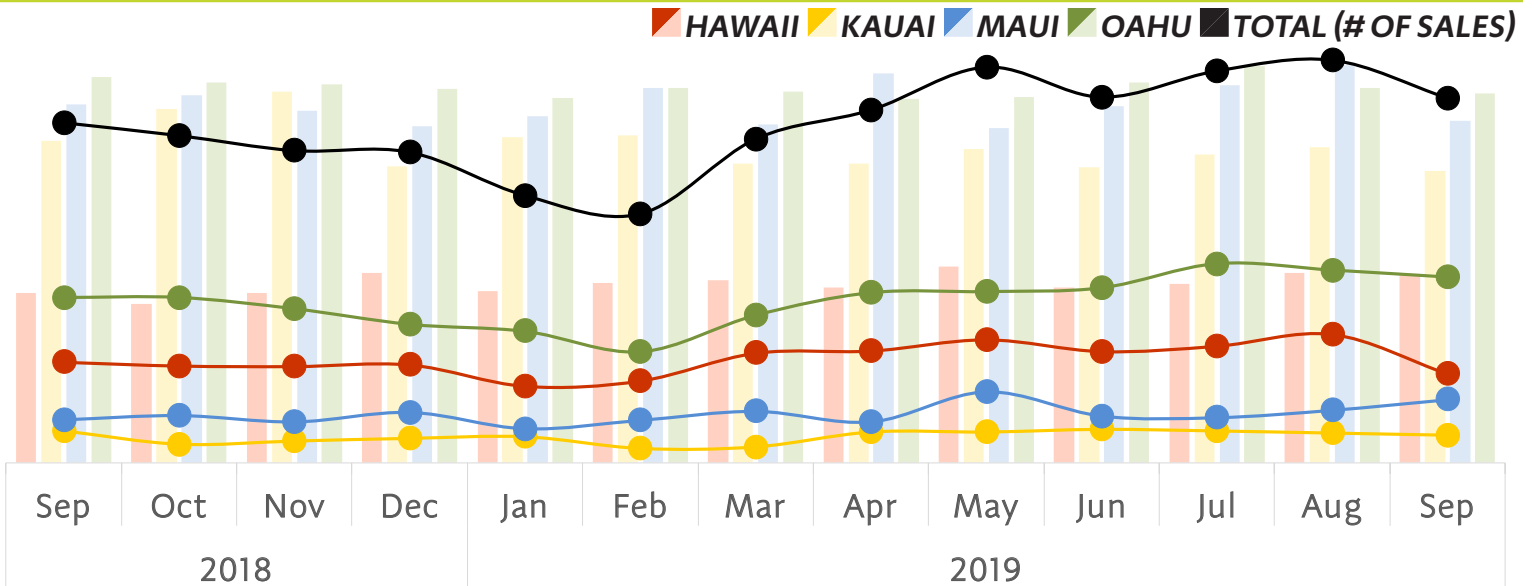
Call: (808) 521-0211 or Visit: TGHawaii.com

STATEWIDE HOUSING STATISTICS

SEPTEMBER 2019

Compliments of Title Guaranty

SINGLE FAMILY HOMES



# OF SALES MEDIAN SALES PRICE (\$)	Hawaii	Kauai	Maui	Oahu	Total (# of Sales)
--------------------------------------	--------	-------	------	------	--------------------

2018					
Sep	188 \$356.7K	59 \$677.0K	80 \$754.2K	309 \$812.5K	636
Oct	181 \$335.0K	34 \$745.0K	88 \$774.2K	309 \$800.0K	612
Nov	180 \$358.0K	40 \$782.5K	76 \$740.4K	288 \$797.0K	584
Dec	183 \$399.0K	45 \$625.0K	94 \$708.8K	259 \$788.0K	581
2019					
Jan	143 \$361.3K	48 \$685.8K	63 \$730.0K	246 \$767.5K	500
Feb	153 \$379.0K	26 \$689.0K	79 \$790.0K	208 \$789.0K	466
Mar	205 \$383.9K	29 \$629.9K	96 \$712.7K	276 \$782.5K	606
Apr	209 \$369.0K	57 \$630.0K	76 \$819.5K	318 \$766.8K	660
May	230 \$413.0K	57 \$660.0K	133 \$705.0K	320 \$770.0K	740
Jun	208 \$369.0K	62 \$622.5K	87 \$750.0K	327 \$800.0K	684
Jul	218 \$377.0K	59 \$650.0K	84 \$794.5K	372 \$835.0K	733
Aug	240 \$400.0K	55 \$665.0K	98 \$837.5K	360 \$790.0K	753
Sep	166 \$397.0K	51 \$615.0K	118 \$719.7K	347 \$777.0K	682

Source: Respective Islands' board of REALTORS®

Statistics provided by Title Guaranty. Information deemed reliable but not guaranteed. All rights to these materials are reserved; no reproduction without prior written consent.



TITLE GUARANTY
SERVING HAWAI'I SINCE 1896

*Title and Escrow is our business.
Hawaii is our home.*

Call: (808) 521-0211 or Visit: TGHawaii.com

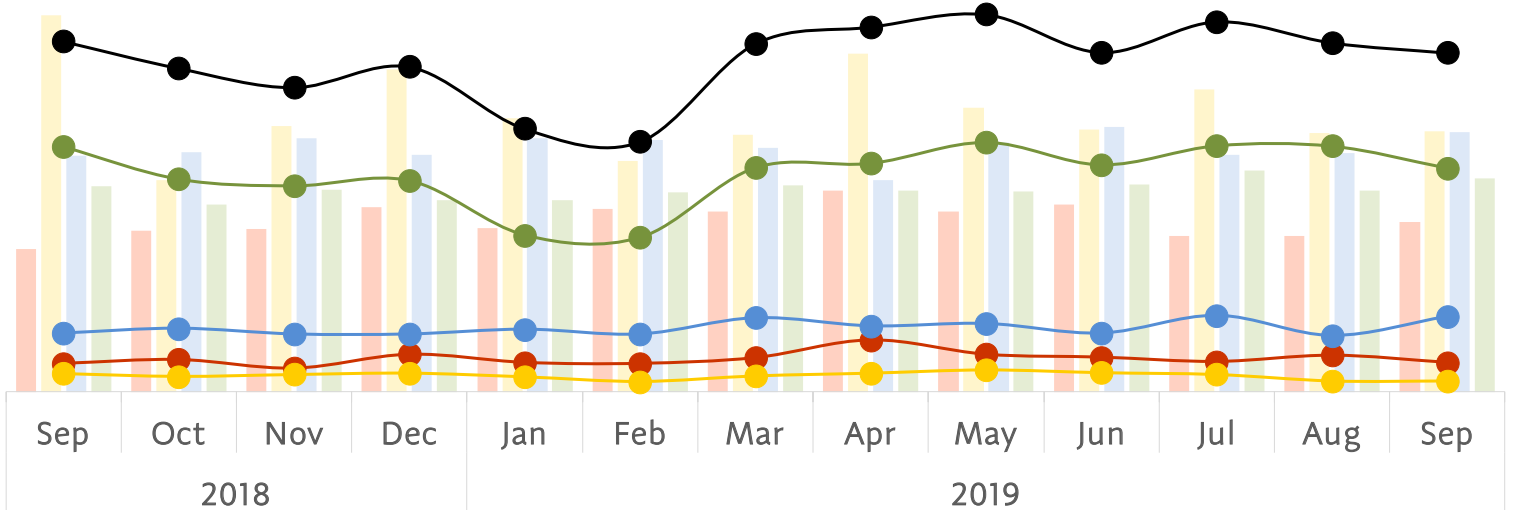
STATEWIDE HOUSING STATISTICS

SEPTEMBER 2019

Compliments of Title Guaranty

CONDOMINIUMS

■ HAWAII ■ KAUAI ■ MAUI ■ OAHU ■ TOTAL (# OF SALES)



# OF SALES MEDIAN SALES PRICE (\$)	Hawaii	Kauai	Maui	Oahu	Total (# of Sales)
2018					
Sep	59 \$297.5K	38 \$784.5K	122 \$492.5K	511 \$428.0K	730
Oct	67 \$335.0K	32 \$440.0K	132 \$499.0K	443 \$390.0K	674
Nov	49 \$339.0K	36 \$552.5K	120 \$528.7K	429 \$420.0K	634
Dec	78 \$384.0K	39 \$671.7K	120 \$493.5K	440 \$398.5K	677
2019					
Jan	61 \$341.5K	31 \$570.0K	130 \$528.5K	326 \$399.0K	548
Feb	59 \$380.0K	21 \$480.0K	120 \$524.5K	321 \$415.0K	521
Mar	71 \$375.0K	33 \$535.0K	154 \$508.5K	467 \$429.0K	725
Apr	108 \$418.5K	39 \$705.0K	137 \$440.0K	476 \$419.0K	760
May	78 \$375.0K	46 \$591.0K	142 \$518.5K	520 \$417.5K	786
Jun	72 \$389.8K	40 \$546.5K	122 \$552.0K	473 \$432.5K	707
Jul	63 \$325.0K	36 \$630.0K	159 \$493.0K	513 \$461.5K	771
Aug	76 \$325.0K	22 \$538.8K	117 \$497.0K	512 \$419.5K	727
Sep	61 \$354.5K	22 \$542.0K	157 \$540.0K	466 \$445.0K	706

Source: Respective Islands' board of REALTORS®

Statistics provided by Title Guaranty. Information deemed reliable but not guaranteed. All rights to these materials are reserved; no reproduction without prior written consent.



TITLE GUARANTY
SERVING HAWAI'I SINCE 1896

*Title and Escrow is our business.
Hawaii is our home.*

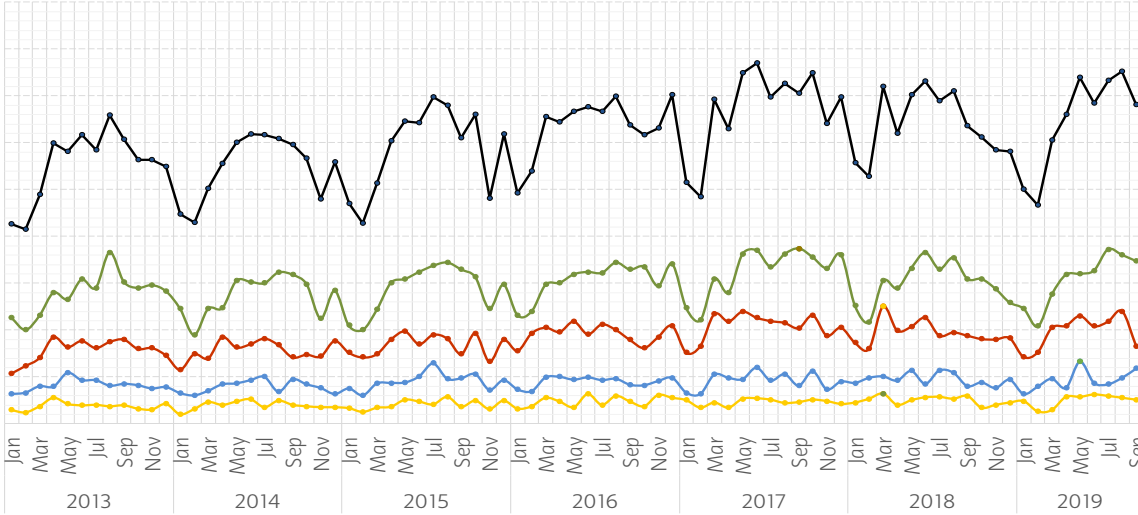
Call: (808) 521-0211 or Visit: TGHawaii.com

STATEWIDE HOUSING STATISTICS

SEPTEMBER 2019

Compliments of Title Guaranty

SINGLE FAMILY HOMES



CURRENT MONTH
(VS LAST YEAR)

STATEWIDE ↓ 706

OAHU ↓ 466

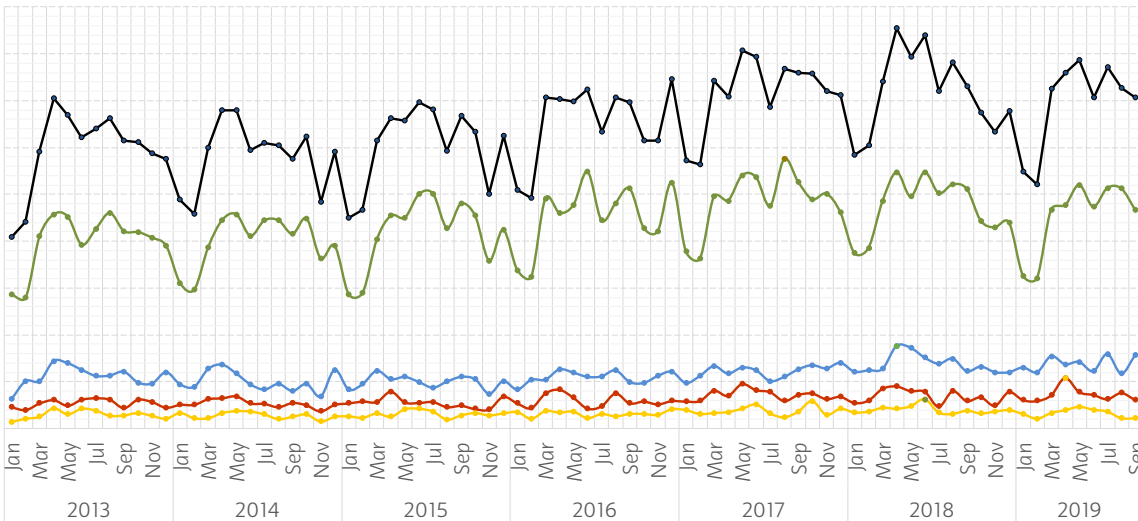
MAUI ↑ 157

HAWAII ↑ 61

KAUAI ↓ 22

● **HIGH**

CONDOMINIUMS



CURRENT MONTH
(VS LAST YEAR)

STATEWIDE ↑ 682

OAHU ↑ 347

HAWAII ↓ 166

MAUI ↑ 118

KAUAI ↓ 51

● **HIGH**

Source: Respective Islands' board of REALTORS®

Statistics provided by Title Guaranty. Information deemed reliable but not guaranteed. All rights to these materials are reserved; no reproduction without prior written consent.



TITLE GUARANTY
SERVING HAWAI'I SINCE 1896

*Title and Escrow is our business.
Hawaii is our home.*

Call: (808) 521-0211 or Visit: TGHawaii.com