



TITLE GUARANTY  
HAWAII

# STATEWIDE HOUSING STATISTICS

AUGUST 2020

## SINGLE FAMILY HOMES

# OF SALES	MONTH			YTD		
	2020	2019	% CHANGE	Y-T-D 2020	Y-T-D 2019	% CHANGE
<b>Hawaii</b>	240	242	▼0.8%	1,573	1,633	▼3.7%
<b>Kauai</b>	46	56	▼17.9%	289	400	▼27.8%
<b>Maui</b>	99	100	▼1.0%	643	726	▼11.4%
<b>Oahu</b>	370	360	▲2.8%	2,344	2,427	▼3.4%
<b>Total</b>	<b>755</b>	<b>758</b>	<b>▼0.4%</b>	<b>4,849</b>	<b>5,186</b>	<b>▼6.5%</b>

MEDIAN SALES PRICE	MONTH			YTD		
	2020	2019	% CHANGE	Y-T-D 2020	Y-T-D 2019	% CHANGE
<b>Hawaii</b>	\$440,000	\$396,053	▲11.1%	\$390,000	\$380,000	▲2.6%
<b>Kauai</b>	\$750,000	\$657,000	▲14.2%	\$763,000	\$649,000	▲17.6%
<b>Maui</b>	\$799,000	\$825,250	▼3.2%	\$772,500	\$755,000	▲2.3%
<b>Oahu</b>	\$839,000	\$790,000	▲6.2%	\$799,000	\$785,000	▲1.8%

## CONDOMINIUMS

# OF SALES	MONTH			YTD		
	2020	2019	% CHANGE	Y-T-D 2020	Y-T-D 2019	% CHANGE
<b>Hawaii</b>	65	77	▼15.6%	426	598	▼28.8%
<b>Kauai</b>	19	24	▼20.8%	206	266	▼22.6%
<b>Maui</b>	108	117	▼7.7%	830	1,090	▼23.9%
<b>Oahu</b>	409	512	▼20.1%	2,849	3,608	▼21.0%
<b>Total</b>	<b>601</b>	<b>730</b>	<b>▼17.7%</b>	<b>4,311</b>	<b>5,562</b>	<b>▼22.5%</b>

MEDIAN SALES PRICE	MONTH			YTD		
	2020	2019	% CHANGE	Y-T-D 2020	Y-T-D 2019	% CHANGE
<b>Hawaii</b>	\$475,000	\$325,000	▲46.2%	\$376,500	\$365,000	▲3.2%
<b>Kauai</b>	\$415,000	\$585,750	▼29.2%	\$542,000	\$567,500	▼4.5%
<b>Maui</b>	\$591,000	\$496,950	▲18.9%	\$565,000	\$515,500	▲9.6%
<b>Oahu</b>	\$430,000	\$419,500	▲2.5%	\$430,000	\$425,000	▲1.2%

Source: Respective Islands' board of REALTORS® Statistics provided by Title Guaranty. Information deemed reliable but not guaranteed. All rights to these materials are reserved; no reproduction without prior written consent.

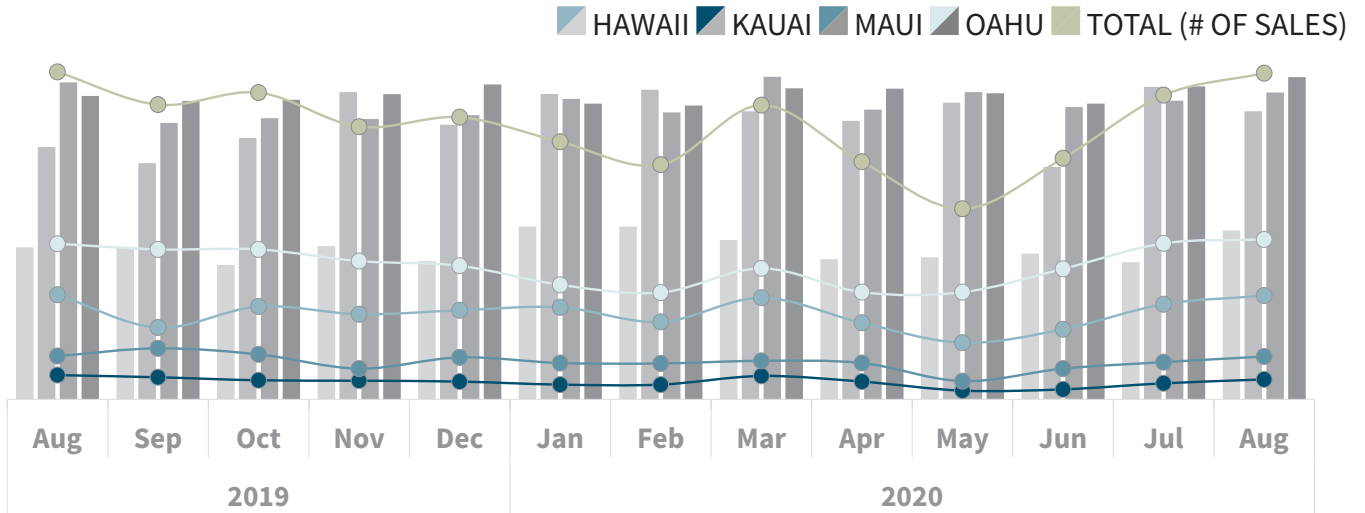


TITLE GUARANTY  
HAWAII

# STATEWIDE HOUSING STATISTICS

AUGUST 2020

## SINGLE FAMILY HOMES



# OF SALES | MEDIAN SALES PRICE (\$)

	HAWAII	KAUAI	MAUI	OAHU	TOTAL (# OF SALES)
<b>2019</b>					
Aug	242   396.1K	56   657.0K	100   825.3K	360   790.0K	758
Sep	166   397.0K	51   615.0K	118   719.7K	347   777.0K	682
Oct	215   350.0K	44   680.5K	104   732.0K	347   780.0K	710
Nov	197   399.0K	43   800.0K	71   730.0K	320   794.8K	631
Dec	206   359.9K	41   715.0K	97   740.0K	309   820.0K	653
<b>2020</b>					
Jan	213   450.0K	34   795.0K	84   782.4K	265   770.0K	596
Feb	179   450.0K	34   806.3K	83   747.2K	247   765.0K	543
Mar	235   415.0K	54   750.0K	89   840.0K	303   810.0K	681
Apr	177   365.0K	41   725.0K	84   754.5K	248   809.0K	550
May	131   370.0K	20   772.5K	42   800.0K	248   797.0K	441
Jun	162   379.5K	23   605.0K	71   761.5K	302   770.0K	558
Jul	220   357.0K	37   813.8K	86   777.6K	361   815.0K	704
Aug	240   440.0K	46   750.0K	99   799.0K	370   839.0K	755

Source: Respective Islands' board of REALTORS® Statistics provided by Title Guaranty. Information deemed reliable but not guaranteed. All rights to these materials are reserved; no reproduction without prior written consent.

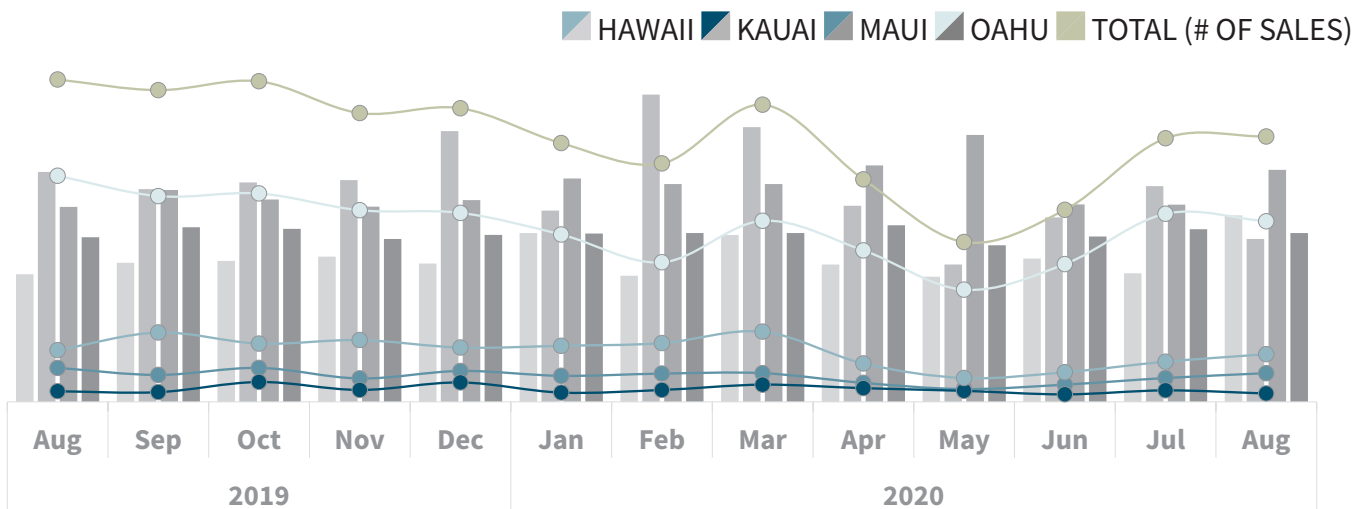


TITLE GUARANTY  
HAWAII

# STATEWIDE HOUSING STATISTICS

AUGUST 2020

## CONDOMINIUMS



# OF SALES | MEDIAN SALES PRICE (\$)

	HAWAII	KAUAI	MAUI	OAHU	TOTAL (# OF SALES)
<b>2019</b>					
Aug	77   325.0K	24   585.8K	117   497.0K	512   419.5K	730
Sep	61   354.5K	22   542.0K	157   540.0K	466   445.0K	706
Oct	77   359.0K	45   559.0K	132   515.8K	472   441.0K	726
Nov	53   370.0K	27   565.0K	140   497.6K	434   415.0K	654
Dec	70   352.5K	44   689.8K	123   514.1K	428   425.5K	665
<b>2020</b>					
Jan	59   430.0K	21   487.5K	127   569.0K	379   429.0K	586
Feb	64   321.5K	27   783.0K	133   555.0K	316   430.0K	540
Mar	65   425.0K	39   700.0K	159   555.0K	410   430.0K	673
Apr	43   349.9K	31   499.5K	87   602.5K	343   450.0K	504
May	29   319.0K	25   350.0K	54   680.0K	254   399.0K	362
Jun	39   365.0K	17   470.0K	67   503.0K	312   421.5K	435
Jul	54   327.5K	26   549.5K	91   502.5K	426   440.0K	597
Aug	65   475.0K	19   415.0K	108   591.0K	409   430.0K	601

Source: Respective Islands' board of REALTORS® Statistics provided by Title Guaranty. Information deemed reliable but not guaranteed. All rights to these materials are reserved; no reproduction without prior written consent.



TITLE GUARANTY  
HAWAII

# STATEWIDE HOUSING STATISTICS

AUGUST 2020

## SINGLE FAMILY HOMES

CURRENT MONTH (VS LAST YEAR)

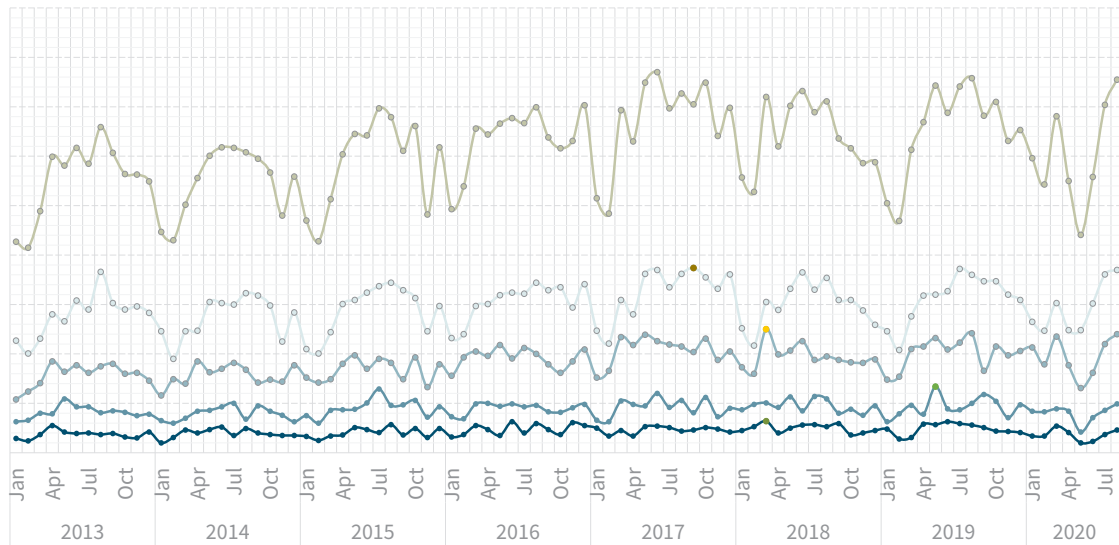
STATEWIDE ↓755

OAHU ↑370

HAWAII ↓240

MAUI ↓99

KAUAI ↓46



## CONDOMINIUMS

CURRENT MONTH (VS LAST YEAR)

STATEWIDE ↓601

OAHU ↓409

MAUI ↓108

HAWAII ↓65

KAUAI ↓19

