



TITLE GUARANTY
HAWAII

STATEWIDE HOUSING STATISTICS

JULY 2023

SINGLE FAMILY HOMES

# OF SALES	MONTH			YTD		
	2023	2022	% CHANGE	2023	2022	% CHANGE
<i>Hawaii</i>	155	183	▼15.3%	1,144	1,696	▼32.5%
<i>Kauai</i>	15	24	▼37.5%	170	328	▼48.2%
<i>Maui</i>	68	90	▼24.4%	451	670	▼32.7%
<i>Oahu</i>	224	312	▼28.2%	1,501	2,266	▼33.8%
Total	462	609	▼24.1%	3,266	4,960	▼34.2%

MEDIAN SALES PRICE	MONTH			YTD		
	2023	2022	% CHANGE	2023	2022	% CHANGE
<i>Hawaii</i>	\$495,000	\$455,000	▲8.8%	\$498,250	\$500,000	▼0.4%
<i>Kauai</i>	\$1,300,000	\$1,194,000	▲8.9%	\$1,100,000	\$1,200,000	▼8.3%
<i>Maui</i>	\$1,192,500	\$1,100,000	▲8.4%	\$1,150,000	\$1,175,000	▼2.1%
<i>Oahu</i>	\$1,090,000	\$1,107,944	▼1.6%	\$1,050,000	\$1,110,500	▼5.4%

CONDOMINIUMS

# OF SALES	MONTH			YTD		
	2023	2022	% CHANGE	2023	2022	% CHANGE
<i>Hawaii</i>	46	65	▼29.2%	390	576	▼32.3%
<i>Kauai</i>	23	30	▼23.3%	186	281	▼33.8%
<i>Maui</i>	75	99	▼24.2%	592	1,088	▼45.6%
<i>Oahu</i>	422	518	▼18.5%	2,794	4,214	▼33.7%
Total	566	712	▼20.5%	3,962	6,159	▼35.7%

MEDIAN SALES PRICE	MONTH			YTD		
	2023	2022	% CHANGE	2023	2022	% CHANGE
<i>Hawaii</i>	\$639,500	\$540,000	▲18.4%	\$589,500	\$572,500	▲3.0%
<i>Kauai</i>	\$1,150,000	\$1,035,500	▲11.1%	\$697,000	\$725,000	▼3.9%
<i>Maui</i>	\$850,000	\$789,500	▲7.7%	\$840,000	\$760,000	▲10.5%
<i>Oahu</i>	\$500,000	\$500,000	–	\$500,000	\$515,000	▼2.9%

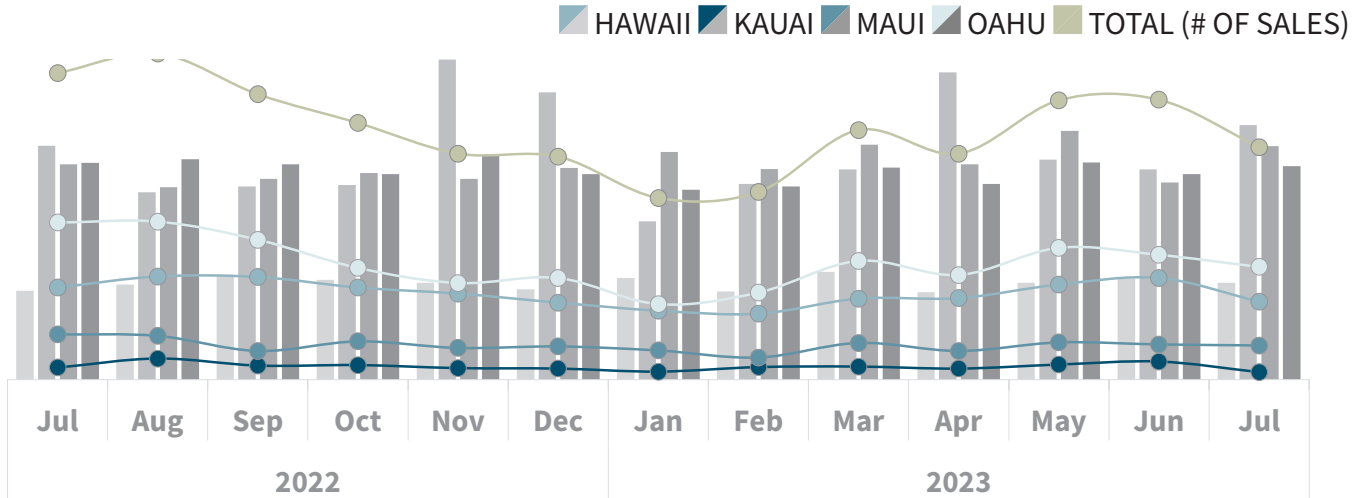


TITLE GUARANTY
HAWAII

STATEWIDE HOUSING STATISTICS

JULY 2023

SINGLE FAMILY HOMES



OF SALES | MEDIAN SALES PRICE (\$)

	HAWAII	KAUAI	MAUI	OAHU	TOTAL (# OF SALES)
2022					
Jul	183 455.0K	24 1.2M	90 1.1M	312 1.1M	609
Aug	205 485.0K	42 1.0M	87 1.0M	314 1.1M	648
Sep	204 535.0K	28 1.0M	57 1.0M	278 1.1M	567
Oct	183 509.0K	29 1.0M	76 1.1M	222 1.1M	510
Nov	171 495.0K	23 1.7M	63 1.0M	192 1.1M	449
Dec	153 462.0K	22 1.5M	66 1.1M	202 1.1M	443
2023					
Jan	137 520.0K	16 809.5K	58 1.2M	150 1.0M	361
Feb	131 450.0K	25 1.0M	44 1.1M	173 1.0M	373
Mar	161 550.0K	26 1.1M	73 1.2M	236 1.1M	496
Apr	162 447.5K	22 1.6M	57 1.1M	208 1.0M	449
May	189 495.0K	30 1.1M	74 1.3M	262 1.1M	555
Jun	202 515.0K	36 1.1M	70 1.0M	248 1.1M	556
Jul	155 495.0K	15 1.3M	68 1.2M	224 1.1M	462

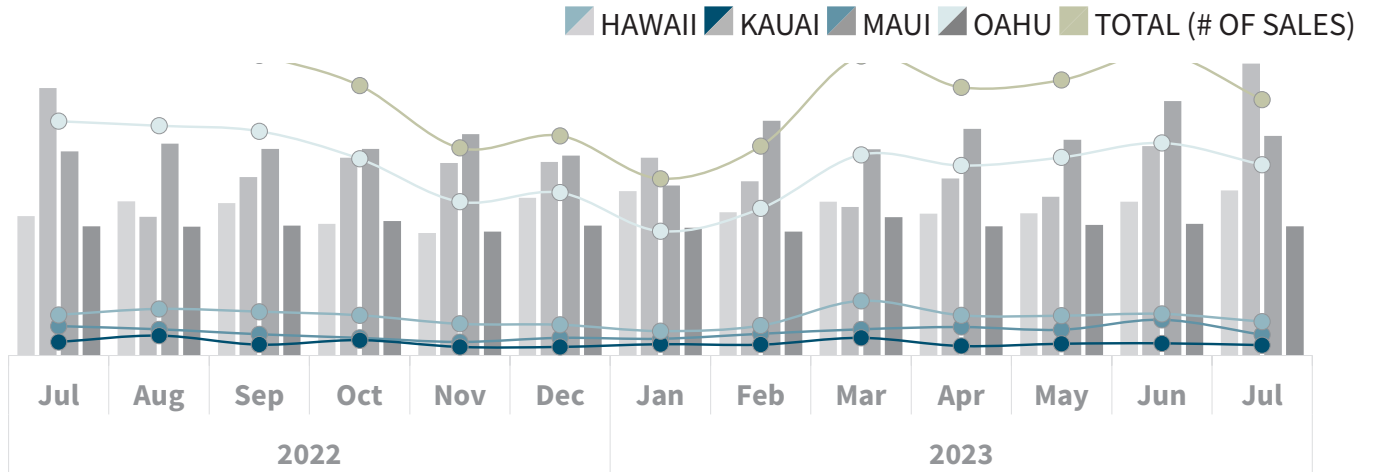


TITLE GUARANTY
HAWAII

STATEWIDE HOUSING STATISTICS

JULY 2023

CONDOMINIUMS



OF SALES | MEDIAN SALES PRICE (\$)

	HAWAII	KAUAI	MAUI	OAHU	TOTAL (# OF SALES)
2022					
<i>Jul</i>	65 540.0K	30 1.0M	99 789.5K	518 500.0K	712
<i>Aug</i>	58 597.0K	44 537.0K	103 820.0K	508 498.5K	713
<i>Sep</i>	47 590.0K	24 691.0K	97 800.0K	496 502.5K	664
<i>Oct</i>	39 510.0K	34 765.0K	89 800.0K	435 520.0K	597
<i>Nov</i>	30 473.8K	19 745.0K	70 856.3K	340 480.0K	459
<i>Dec</i>	39 610.0K	19 749.0K	68 773.5K	360 502.5K	486
2023					
<i>Jan</i>	37 635.5K	25 765.0K	54 657.5K	275 495.0K	391
<i>Feb</i>	48 554.0K	24 674.5K	66 0.9M	325 480.0K	463
<i>Mar</i>	58 595.0K	39 575.0K	121 797.5K	444 536.0K	662
<i>Apr</i>	63 549.0K	21 685.0K	89 877.0K	420 500.0K	593
<i>May</i>	57 550.0K	26 615.0K	88 835.0K	438 505.0K	609
<i>Jun</i>	79 595.0K	27 810.0K	92 1.0M	470 510.0K	668
<i>Jul</i>	46 639.5K	23 1.2M	75 850.0K	422 500.0K	566

Source: Respective Islands' board of REALTORS® Statistics provided by Title Guaranty. Information deemed reliable but not guaranteed. All rights to these materials are reserved; no reproduction without prior written consent.



TITLE GUARANTY
HAWAII

STATEWIDE HOUSING STATISTICS

JULY 2023

SINGLE FAMILY HOMES

CURRENT MONTH (VS LAST YEAR)

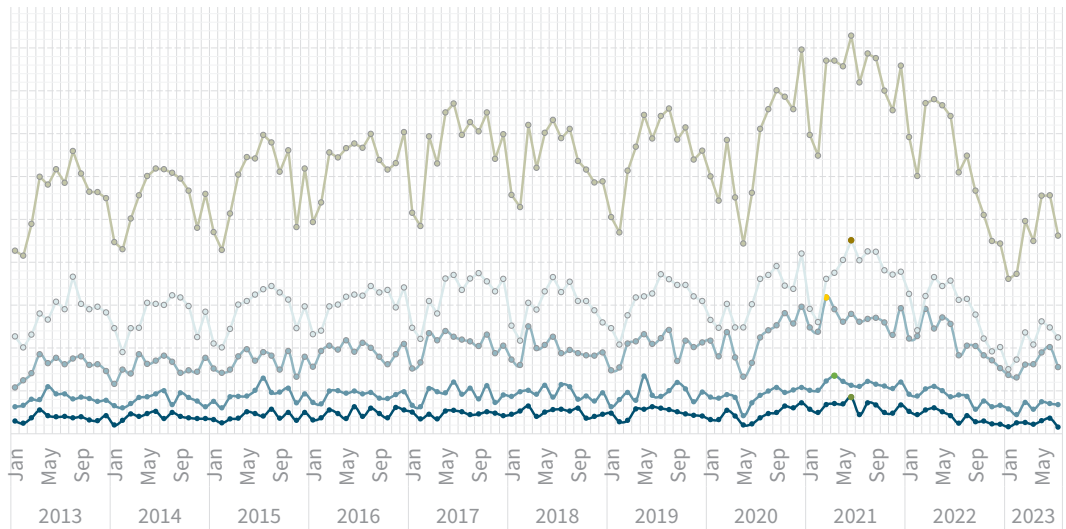
STATEWIDE ↓462

OAHU ↓224

HAWAII ↓155

MAUI ↓68

KAUAI ↓15



CONDOMINIUMS

CURRENT MONTH (VS LAST YEAR)

STATEWIDE ↓566

OAHU ↓422

MAUI ↓75

HAWAII ↓46

KAUAI ↓23

