



TITLE GUARANTY  
HAWAII

# STATEWIDE HOUSING STATISTICS

JULY 2020

## SINGLE FAMILY HOMES

# OF SALES	MONTH			% CHANGE	YTD		
	2020	2019			Y-T-D 2020	Y-T-D 2019	% CHANGE
<i>Hawaii</i>	220	223	▼1.3%	1,330	1,391	▼4.4%	
<i>Kauai</i>	37	59	▼37.3%	243	344	▼29.4%	
<i>Maui</i>	86	87	▼1.1%	542	626	▼13.4%	
<i>Oahu</i>	361	372	▼3.0%	1,974	2,067	▼4.5%	
<b>Total</b>	<b>704</b>	<b>741</b>	<b>▼5.0%</b>	<b>4,089</b>	<b>4,428</b>	<b>▼7.7%</b>	

MEDIAN SALES PRICE	MONTH			% CHANGE	YTD		
	2020	2019			Y-T-D 2020	Y-T-D 2019	% CHANGE
<i>Hawaii</i>	\$357,000	\$375,000	▼4.8%	\$389,500	\$379,000	▲2.8%	
<i>Kauai</i>	\$813,750	\$650,000	▲25.2%	\$765,000	\$646,025	▲18.4%	
<i>Maui</i>	\$777,595	\$788,000	▼1.3%	\$766,925	\$745,000	▲2.9%	
<i>Oahu</i>	\$815,000	\$835,000	▼2.4%	\$790,000	\$785,000	▲0.6%	

## CONDOMINIUMS

# OF SALES	MONTH			% CHANGE	YTD		
	2020	2019			Y-T-D 2020	Y-T-D 2019	% CHANGE
<i>Hawaii</i>	54	64	▼15.6%	359	521	▼31.1%	
<i>Kauai</i>	26	37	▼29.7%	187	242	▼22.7%	
<i>Maui</i>	91	162	▼43.8%	721	973	▼25.9%	
<i>Oahu</i>	426	513	▼17.0%	2,440	3,096	▼21.2%	
<b>Total</b>	<b>597</b>	<b>776</b>	<b>▼23.1%</b>	<b>3,707</b>	<b>4,832</b>	<b>▼23.3%</b>	

MEDIAN SALES PRICE	MONTH			% CHANGE	YTD		
	2020	2019			Y-T-D 2020	Y-T-D 2019	% CHANGE
<i>Hawaii</i>	\$327,500	\$330,000	▼0.8%	\$355,600	\$372,000	▼4.4%	
<i>Kauai</i>	\$549,500	\$630,000	▼12.8%	\$550,000	\$565,000	▼2.7%	
<i>Maui</i>	\$502,530	\$494,875	▲1.5%	\$565,000	\$518,000	▲9.1%	
<i>Oahu</i>	\$440,000	\$461,500	▼4.7%	\$430,000	\$425,000	▲1.2%	

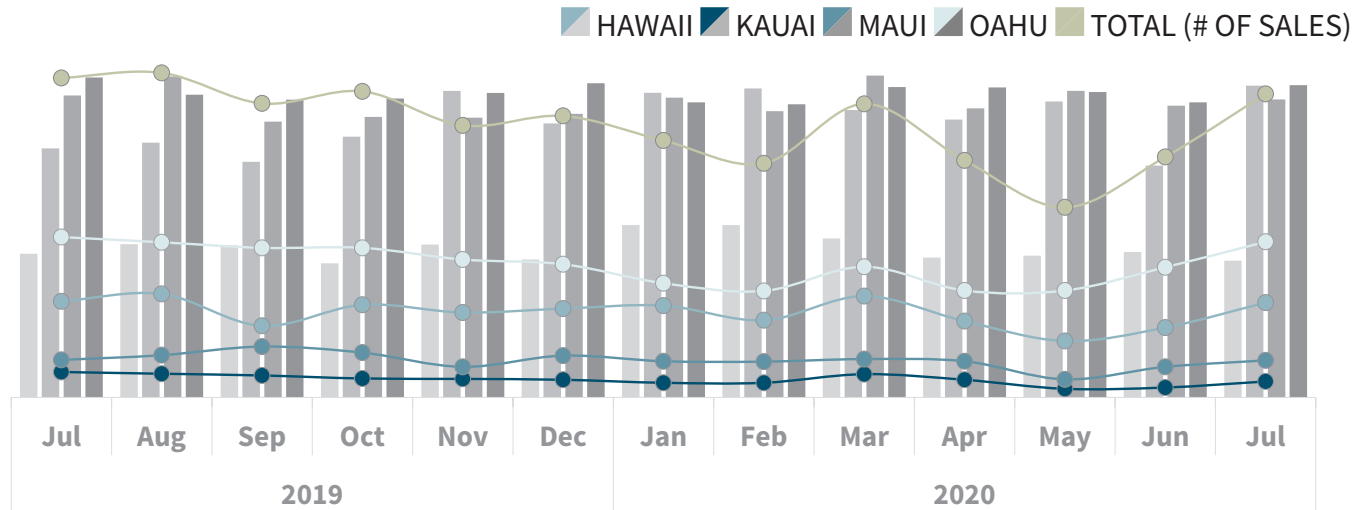


TITLE GUARANTY  
HAWAII

# STATEWIDE HOUSING STATISTICS

JULY 2020

## SINGLE FAMILY HOMES



### # OF SALES | MEDIAN SALES PRICE (\$)

	HAWAII	KAUAI	MAUI	OAHU	TOTAL (# OF SALES)
<b>2019</b>					
Jul	223   375.0K	59   650.0K	87   788.0K	372   835.0K	741
Aug	240   400.0K	55   665.0K	98   837.5K	360   790.0K	753
Sep	166   397.0K	51   615.0K	118   719.7K	347   777.0K	682
Oct	215   350.0K	44   680.5K	104   732.0K	347   780.0K	710
Nov	197   399.0K	43   800.0K	71   730.0K	320   794.8K	631
Dec	206   359.9K	41   715.0K	97   740.0K	309   820.0K	653
<b>2020</b>					
Jan	213   450.0K	34   795.0K	84   782.4K	265   770.0K	596
Feb	179   450.0K	34   806.3K	83   747.2K	247   765.0K	543
Mar	235   415.0K	54   750.0K	89   840.0K	303   810.0K	681
Apr	177   365.0K	41   725.0K	84   754.5K	248   809.0K	550
May	131   370.0K	20   772.5K	42   800.0K	248   797.0K	441
Jun	162   379.5K	23   605.0K	71   761.5K	302   770.0K	558
Jul	220   357.0K	37   813.8K	86   777.6K	361   815.0K	704

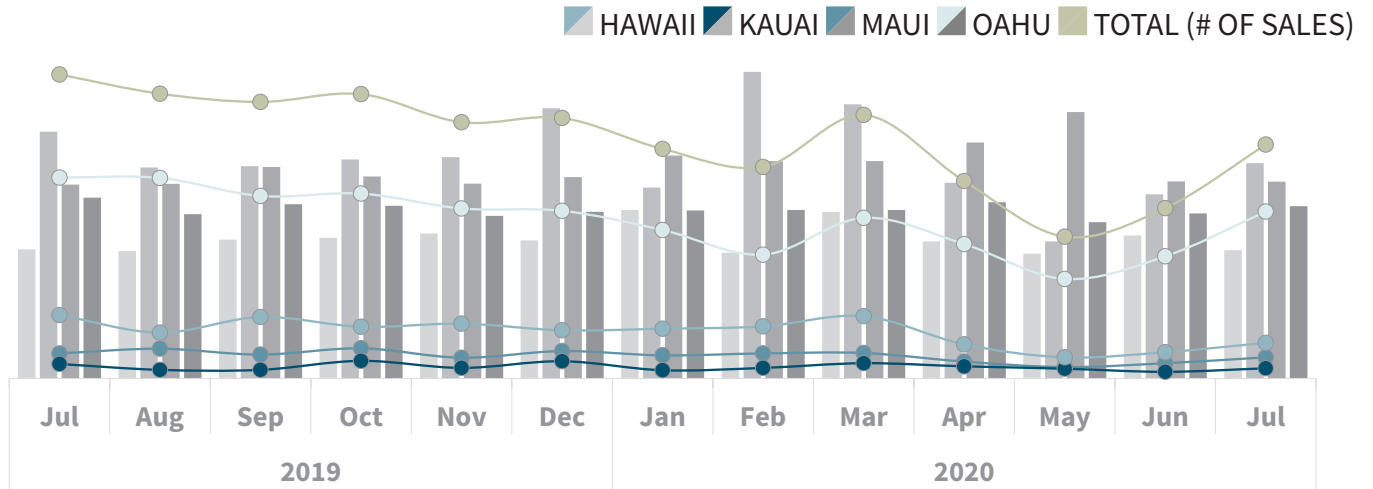


TITLE GUARANTY  
HAWAII

# STATEWIDE HOUSING STATISTICS

JULY 2020

## CONDOMINIUMS



# OF SALES | MEDIAN SALES PRICE (\$)

	HAWAII	KAUAI	MAUI	OAHU	TOTAL (# OF SALES)
<b>2019</b>					
Jul	64   330.0K	37   630.0K	162   494.9K	513   461.5K	776
Aug	76   325.0K	22   538.8K	117   497.0K	512   419.5K	727
Sep	61   354.5K	22   542.0K	157   540.0K	466   445.0K	706
Oct	77   359.0K	45   559.0K	132   515.8K	472   441.0K	726
Nov	53   370.0K	27   565.0K	140   497.6K	434   415.0K	654
Dec	70   352.5K	44   689.8K	123   514.1K	428   425.5K	665
<b>2020</b>					
Jan	59   430.0K	21   487.5K	127   569.0K	379   429.0K	586
Feb	64   321.5K	27   783.0K	133   555.0K	316   430.0K	540
Mar	65   425.0K	39   700.0K	159   555.0K	410   430.0K	673
Apr	43   349.9K	31   499.5K	87   602.5K	343   450.0K	504
May	29   319.0K	25   350.0K	54   680.0K	254   399.0K	362
Jun	39   365.0K	17   470.0K	67   503.0K	312   421.5K	435
Jul	54   327.5K	26   549.5K	91   502.5K	426   440.0K	597



TITLE GUARANTY  
HAWAII

# STATEWIDE HOUSING STATISTICS

JULY 2020

## SINGLE FAMILY HOMES

CURRENT MONTH (VS LAST YEAR)

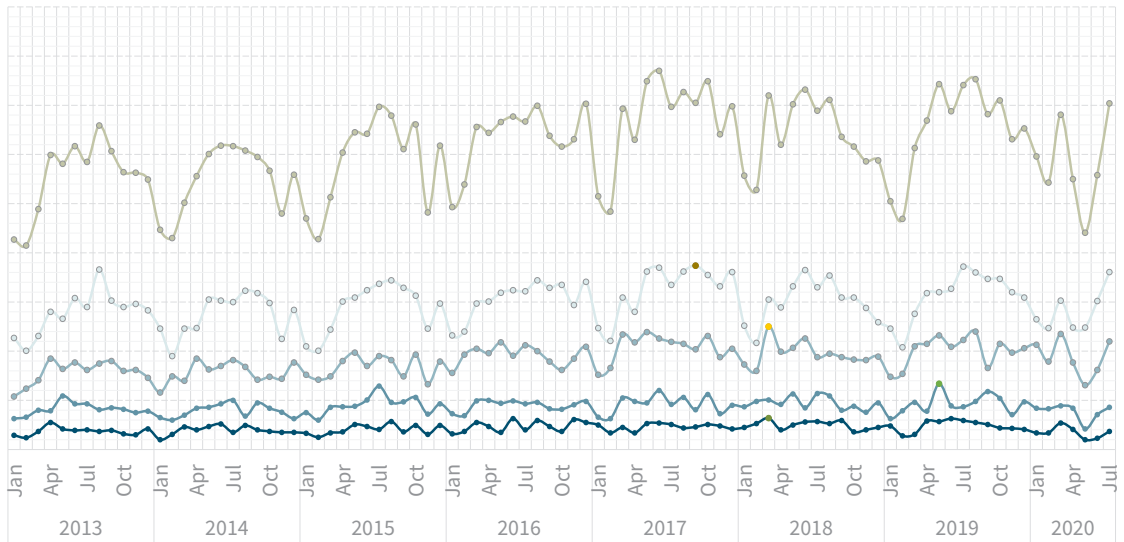
STATEWIDE ↓704

OAHU ↓361

HAWAII ↓220

MAUI ↓86

KAUAI ↓37



## CONDOMINIUMS

CURRENT MONTH (VS LAST YEAR)

STATEWIDE ↓597

OAHU ↓426

MAUI ↓91

HAWAII ↓54

KAUAI ↓26

