



TITLE GUARANTY
HAWAII

STATEWIDE HOUSING STATISTICS

JUNE 2023

SINGLE FAMILY HOMES

# OF SALES	MONTH			YTD		
	2023	2022	% CHANGE	2023	2022	% CHANGE
<i>Hawaii</i>	202	256	▼21.1%	987	1,513	▼34.8%
<i>Kauai</i>	36	42	▼14.3%	155	304	▼49.0%
<i>Maui</i>	70	86	▼18.6%	381	580	▼34.3%
<i>Oahu</i>	248	357	▼30.5%	1,277	1,954	▼34.6%
Total	556	741	▼25.0%	2,800	4,351	▼35.6%

MEDIAN SALES PRICE	MONTH			YTD		
	2023	2022	% CHANGE	2023	2022	% CHANGE
<i>Hawaii</i>	\$515,000	\$475,950	▲8.2%	\$500,000	\$509,000	▼1.8%
<i>Kauai</i>	\$1,075,000	\$1,527,500	▼29.6%	\$1,100,000	\$1,200,000	▼8.3%
<i>Maui</i>	\$1,007,000	\$1,252,500	▼19.6%	\$1,150,000	\$1,177,500	▼2.3%
<i>Oahu</i>	\$1,050,000	\$1,100,000	▼4.5%	\$1,050,000	\$1,111,211	▼5.5%

CONDOMINIUMS

# OF SALES	MONTH			YTD		
	2023	2022	% CHANGE	2023	2022	% CHANGE
<i>Hawaii</i>	79	86	▼8.1%	343	511	▼32.9%
<i>Kauai</i>	27	44	▼38.6%	163	251	▼35.1%
<i>Maui</i>	92	154	▼40.3%	515	989	▼47.9%
<i>Oahu</i>	470	626	▼24.9%	2,372	3,696	▼35.8%
Total	668	910	▼26.6%	3,393	5,447	▼37.7%

MEDIAN SALES PRICE	MONTH			YTD		
	2023	2022	% CHANGE	2023	2022	% CHANGE
<i>Hawaii</i>	\$595,000	\$612,500	▼2.9%	\$580,000	\$575,000	▲0.9%
<i>Kauai</i>	\$810,000	\$758,000	▲6.9%	\$685,000	\$695,000	▼1.4%
<i>Maui</i>	\$984,450	\$807,500	▲21.9%	\$840,000	\$759,000	▲10.7%
<i>Oahu</i>	\$510,000	\$534,000	▼4.5%	\$500,000	\$515,000	▼2.9%

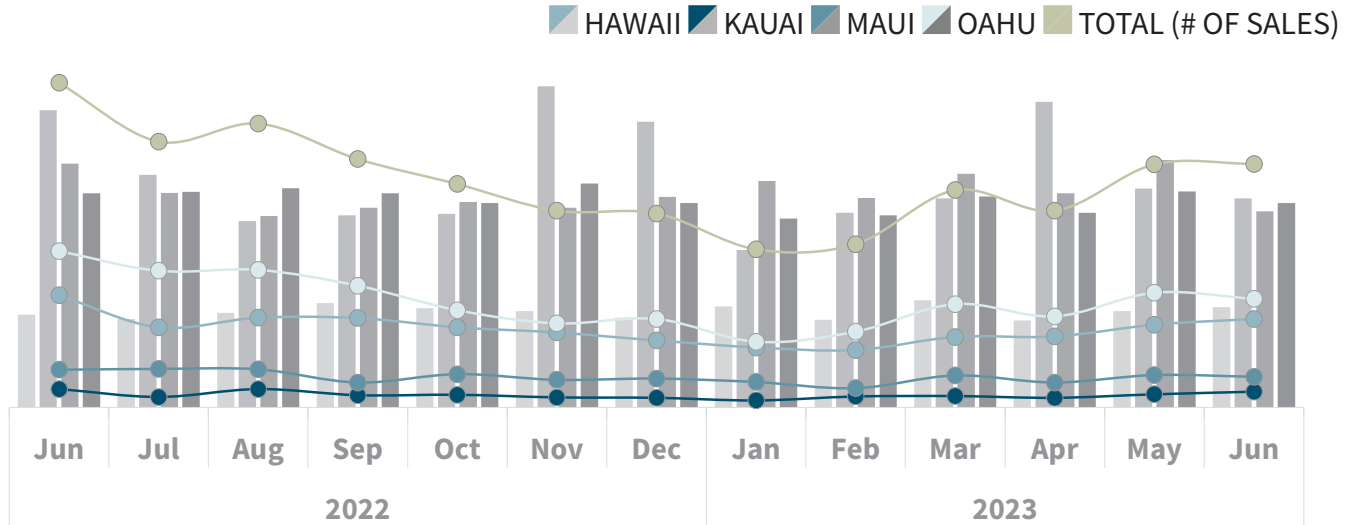


TITLE GUARANTY
HAWAII

STATEWIDE HOUSING STATISTICS

JUNE 2023

SINGLE FAMILY HOMES



OF SALES | MEDIAN SALES PRICE (\$)

	HAWAII	KAUAI	MAUI	OAHU	TOTAL (# OF SALES)
2022					
Jun	256 476.0K	42 1.5M	86 1.3M	357 1.1M	741
Jul	183 455.0K	24 1.2M	88 1.1M	312 1.1M	607
Aug	205 485.0K	42 1.0M	87 1.0M	314 1.1M	648
Sep	204 535.0K	28 1.0M	57 1.0M	278 1.1M	567
Oct	183 509.0K	29 1.0M	76 1.1M	222 1.1M	510
Nov	171 495.0K	23 1.7M	63 1.0M	192 1.1M	449
Dec	153 462.0K	22 1.5M	66 1.1M	202 1.1M	443
2023					
Jan	137 520.0K	16 809.5K	58 1.2M	150 1.0M	361
Feb	131 450.0K	25 1.0M	44 1.1M	173 1.0M	373
Mar	161 550.0K	26 1.1M	73 1.2M	236 1.1M	496
Apr	162 447.5K	22 1.6M	57 1.1M	208 1.0M	449
May	189 495.0K	30 1.1M	74 1.3M	262 1.1M	555
Jun	202 515.0K	36 1.1M	70 1.0M	248 1.1M	556

Source: Respective Islands' board of REALTORS® Statistics provided by Title Guaranty. Information deemed reliable but not guaranteed. All rights to these materials are reserved; no reproduction without prior written consent.

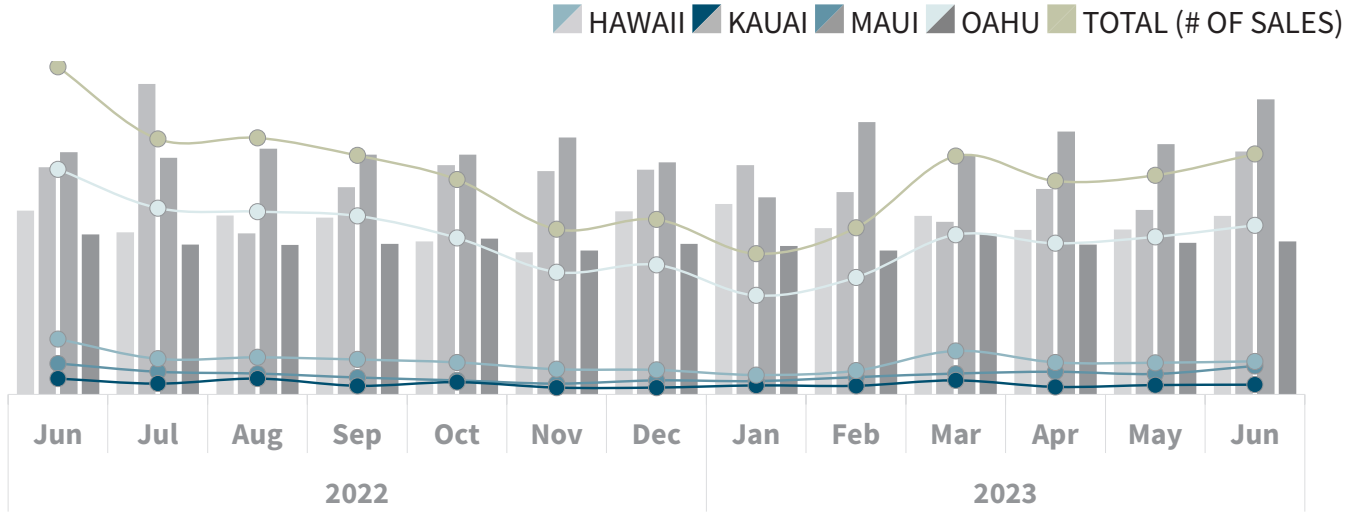


TITLE GUARANTY
HAWAII

STATEWIDE HOUSING STATISTICS

JUNE 2023

CONDOMINIUMS



OF SALES | MEDIAN SALES PRICE (\$)

	HAWAII	KAUAI	MAUI	OAHU	TOTAL (# OF SALES)
2022					
Jun	86 612.5K	44 758.0K	154 807.5K	626 534.0K	910
Jul	63 540.0K	30 1.0M	99 789.5K	518 500.0K	710
Aug	58 597.0K	44 537.0K	103 820.0K	508 498.5K	713
Sep	47 590.0K	24 691.0K	97 800.0K	496 502.5K	664
Oct	39 510.0K	34 765.0K	89 800.0K	435 520.0K	597
Nov	30 473.8K	19 745.0K	70 856.3K	340 480.0K	459
Dec	39 610.0K	19 749.0K	68 773.5K	360 502.5K	486
2023					
Jan	37 635.5K	25 765.0K	54 657.5K	275 495.0K	391
Feb	48 554.0K	24 674.5K	66 0.9M	325 480.0K	463
Mar	58 595.0K	39 575.0K	121 797.5K	444 536.0K	662
Apr	63 549.0K	21 685.0K	89 877.0K	420 500.0K	593
May	57 550.0K	26 615.0K	88 835.0K	438 505.0K	609
Jun	79 595.0K	27 810.0K	92 1.0M	470 510.0K	668

Source: Respective Islands' board of REALTORS® Statistics provided by Title Guaranty. Information deemed reliable but not guaranteed. All rights to these materials are reserved; no reproduction without prior written consent.



TITLE GUARANTY
HAWAII

STATEWIDE HOUSING STATISTICS

JUNE 2023

SINGLE FAMILY HOMES

CURRENT MONTH (VS LAST YEAR)

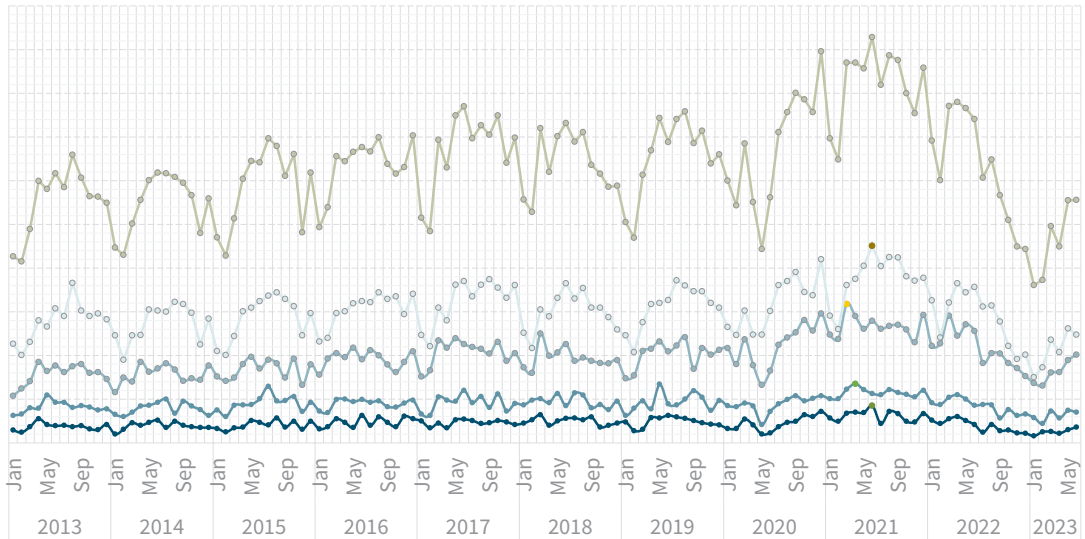
STATEWIDE ↓556

OAHU ↓248

HAWAII ↓202

MAUI ↓70

KAUAI ↓36



CONDOMINIUMS

CURRENT MONTH (VS LAST YEAR)

STATEWIDE ↓668

OAHU ↓470

MAUI ↓92

HAWAII ↓79

KAUAI ↓27

