



TITLE GUARANTY
HAWAII

STATEWIDE HOUSING STATISTICS

JUNE 2022

SINGLE FAMILY HOMES

# OF SALES	MONTH			YTD		
	2022	2021	% CHANGE	2022	2021	% CHANGE
<i>Hawaii</i>	249	279	▼10.8%	1,491	1,634	▼8.8%
<i>Kauai</i>	41	85	▼51.8%	302	398	▼24.1%
<i>Maui</i>	85	113	▼24.8%	576	695	▼17.1%
<i>Oahu</i>	357	451	▼20.8%	1,954	2,143	▼8.8%
Total	732	928	▼21.1%	4,323	4,870	▼11.2%

MEDIAN SALES PRICE	MONTH			YTD		
	2022	2021	% CHANGE	2022	2021	% CHANGE
<i>Hawaii</i>	\$480,000	\$470,000	▲2.1%	\$513,500	\$471,250	▲9.0%
<i>Kauai</i>	\$1,550,000	\$1,100,000	▲40.9%	\$1,200,000	\$1,076,000	▲11.5%
<i>Maui</i>	\$1,255,000	\$1,105,000	▲13.6%	\$1,185,000	\$987,000	▲20.1%
<i>Oahu</i>	\$1,100,000	\$979,000	▲12.4%	\$1,111,211	\$949,475	▲17.0%

CONDOMINIUMS

# OF SALES	MONTH			YTD		
	2022	2021	% CHANGE	2022	2021	% CHANGE
<i>Hawaii</i>	83	106	▼21.7%	503	689	▼27.0%
<i>Kauai</i>	43	69	▼37.7%	250	325	▼23.1%
<i>Maui</i>	150	251	▼40.2%	984	1,271	▼22.6%
<i>Oahu</i>	626	730	▼14.2%	3,696	3,437	▲7.5%
Total	902	1,156	▼22.0%	5,433	5,722	▼5.1%

MEDIAN SALES PRICE	MONTH			YTD		
	2022	2021	% CHANGE	2022	2021	% CHANGE
<i>Hawaii</i>	\$599,900	\$485,000	▲23.7%	\$575,000	\$479,000	▲20.0%
<i>Kauai</i>	\$766,000	\$620,000	▲23.5%	\$698,000	\$611,000	▲14.2%
<i>Maui</i>	\$832,500	\$620,000	▲34.3%	\$760,000	\$620,000	▲22.6%
<i>Oahu</i>	\$534,000	\$460,000	▲16.1%	\$515,000	\$455,000	▲13.2%

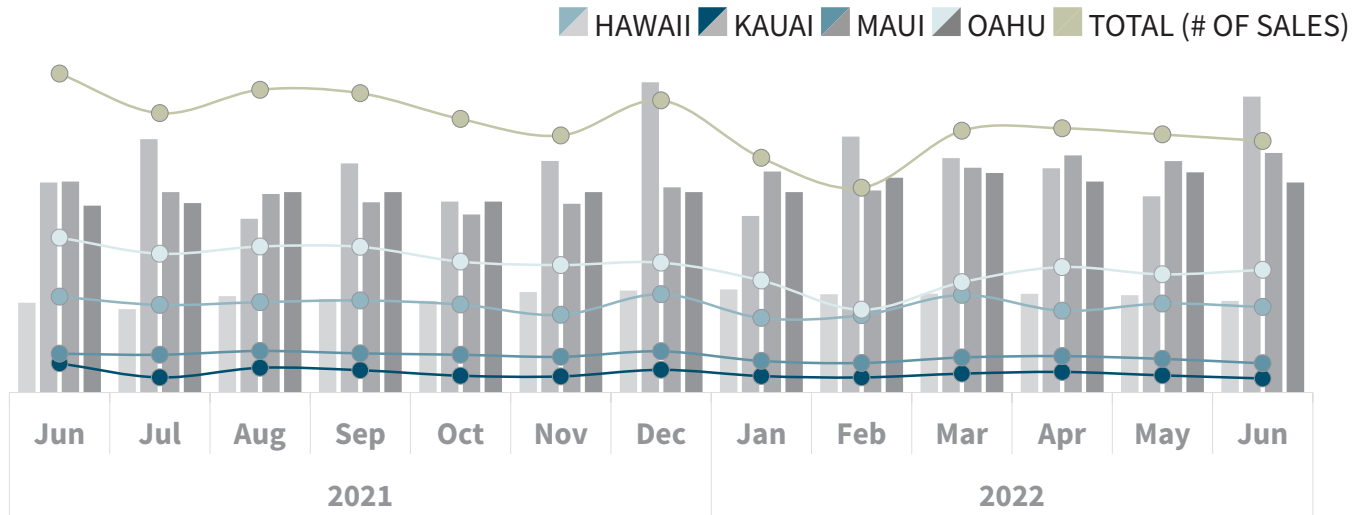


TITLE GUARANTY
HAWAII

STATEWIDE HOUSING STATISTICS

JUNE 2022

SINGLE FAMILY HOMES



OF SALES | MEDIAN SALES PRICE (\$)

	HAWAII	KAUAI	MAUI	OAHU	TOTAL (# OF SALES)
2021					
Jun	279 470.0K	85 1.1M	113 1.1M	451 1.0M	928
Jul	255 437.0K	44 1.3M	110 1.1M	404 1.0M	813
Aug	263 505.0K	72 0.9M	121 1.0M	425 1.1M	881
Sep	268 490.0K	65 1.2M	114 1.0M	424 1.1M	871
Oct	256 480.0K	49 1.0M	110 0.9M	381 1.0M	796
Nov	226 526.5K	47 1.2M	104 1.0M	371 1.1M	748
Dec	286 534.0K	66 1.6M	120 1.1M	378 1.1M	850
2022					
Jan	217 540.0K	48 0.9M	92 1.2M	326 1.1M	683
Feb	225 515.0K	44 1.3M	86 1.1M	241 1.1M	596
Mar	284 517.5K	55 1.2M	102 1.2M	321 1.2M	762
Apr	238 517.0K	60 1.2M	106 1.2M	365 1.1M	769
May	259 510.0K	50 1.0M	98 1.2M	344 1.2M	751
Jun	249 480.0K	41 1.6M	85 1.3M	357 1.1M	732

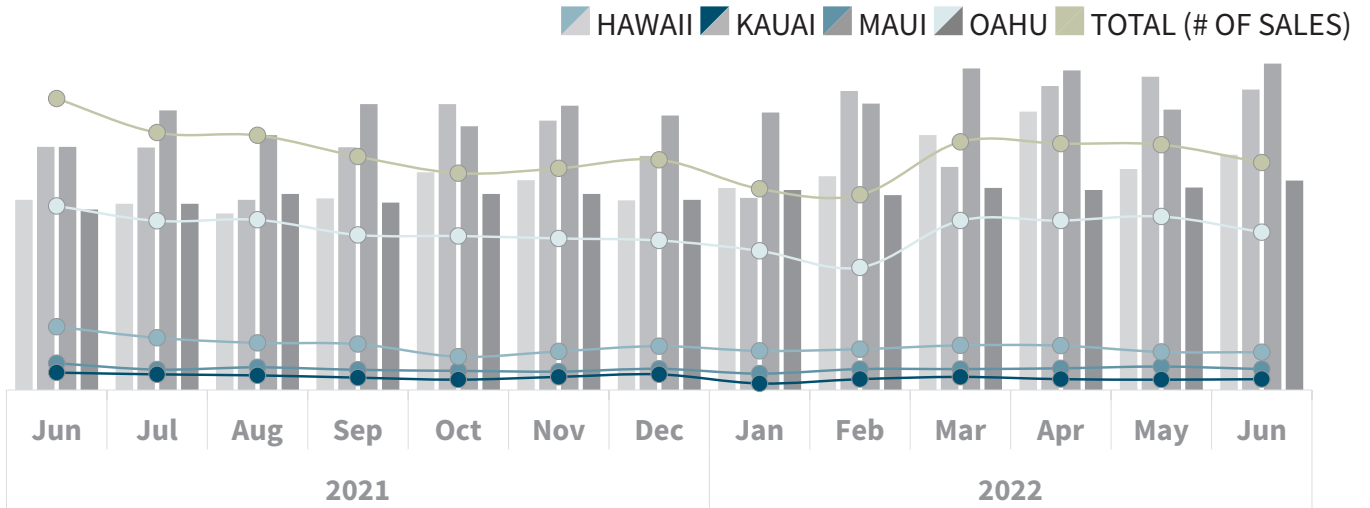


TITLE GUARANTY
HAWAII

STATEWIDE HOUSING STATISTICS

JUNE 2022

CONDOMINIUMS



OF SALES | MEDIAN SALES PRICE (\$)

	HAWAII	KAUAI	MAUI	OAHU	TOTAL (# OF SALES)
2021					
Jun	106 485.0K	69 620.0K	251 620.0K	730 460.0K	1,156
Jul	81 475.0K	62 618.4K	207 713.0K	671 475.0K	1,021
Aug	90 450.0K	58 485.0K	187 650.0K	675 500.0K	1,010
Sep	80 488.8K	49 619.0K	182 729.1K	615 478.0K	926
Oct	76 555.0K	41 729.0K	132 672.5K	611 500.0K	860
Nov	73 535.0K	52 686.8K	153 725.0K	601 500.0K	879
Dec	84 483.5K	62 597.0K	174 700.0K	593 485.0K	913
2022					
Jan	65 515.0K	26 490.0K	155 707.5K	552 510.0K	798
Feb	83 545.0K	43 762.5K	162 730.5K	486 497.0K	774
Mar	83 650.0K	52 568.8K	177 820.0K	672 515.5K	984
Apr	86 710.0K	43 775.0K	176 815.0K	672 510.0K	977
May	93 563.5K	41 799.0K	151 715.0K	688 516.5K	973
Jun	83 599.9K	43 766.0K	150 832.5K	626 534.0K	902



TITLE GUARANTY
HAWAII

STATEWIDE HOUSING STATISTICS

JUNE 2022

SINGLE FAMILY HOMES

CURRENT MONTH (VS LAST YEAR)

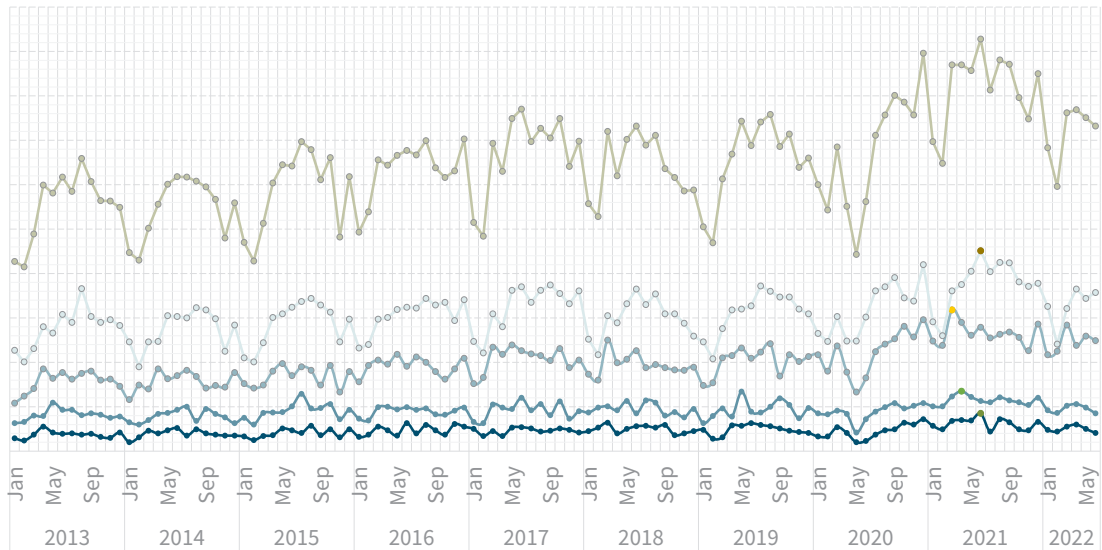
STATEWIDE ↓732

OAHU ↓357

HAWAII ↓249

MAUI ↓85

KAUAI ↓41



CONDOMINIUMS

CURRENT MONTH (VS LAST YEAR)

STATEWIDE ↓902

OAHU ↓626

MAUI ↓150

HAWAII ↓83

KAUAI ↓43

