



TITLE GUARANTY
HAWAII

STATEWIDE HOUSING STATISTICS

JUNE 2020

SINGLE FAMILY HOMES

# OF SALES	MONTH			YTD		
	2020	2019	% CHANGE	Y-T-D 2020	Y-T-D 2019	% CHANGE
Hawaii	162	209	▼22.5%	1,107	1,168	▼5.2%
Kauai	23	63	▼63.5%	206	285	▼27.7%
Maui	71	89	▼20.2%	455	539	▼15.6%
Oahu	302	327	▼7.6%	1,613	1,695	▼4.8%
Total	558	688	▼18.9%	3,381	3,687	▼8.3%

MEDIAN SALES PRICE	MONTH			YTD		
	2020	2019	% CHANGE	Y-T-D 2020	Y-T-D 2019	% CHANGE
Hawaii	\$379,500	\$370,000	▲2.6%	\$395,000	\$379,000	▲4.2%
Kauai	\$605,000	\$620,000	▼2.4%	\$760,000	\$640,000	▲18.8%
Maui	\$761,500	\$750,000	▲1.5%	\$765,173	\$740,000	▲3.4%
Oahu	\$770,000	\$800,000	▼3.8%	\$785,000	\$775,000	▲1.3%

CONDOMINIUMS

# OF SALES	MONTH			YTD		
	2020	2019	% CHANGE	Y-T-D 2020	Y-T-D 2019	% CHANGE
Hawaii	39	75	▼48.0%	303	457	▼33.7%
Kauai	17	35	▼51.4%	161	205	▼21.5%
Maui	67	123	▼45.5%	630	811	▼22.3%
Oahu	312	473	▼34.0%	2,014	2,583	▼22.0%
Total	435	706	▼38.4%	3,108	4,056	▼23.4%

MEDIAN SALES PRICE	MONTH			YTD		
	2020	2019	% CHANGE	Y-T-D 2020	Y-T-D 2019	% CHANGE
Hawaii	\$365,000	\$385,000	▼5.2%	\$365,000	\$375,000	▼2.7%
Kauai	\$470,000	\$528,000	▼11.0%	\$550,000	\$552,300	▼0.4%
Maui	\$503,000	\$554,000	▼9.2%	\$569,500	\$524,000	▲8.7%
Oahu	\$421,500	\$432,500	▼2.5%	\$427,750	\$419,000	▲2.1%

Source: Respective Islands' board of REALTORS® Statistics provided by Title Guaranty. Information deemed reliable but not guaranteed. All rights to these materials are reserved; no reproduction without prior written consent.

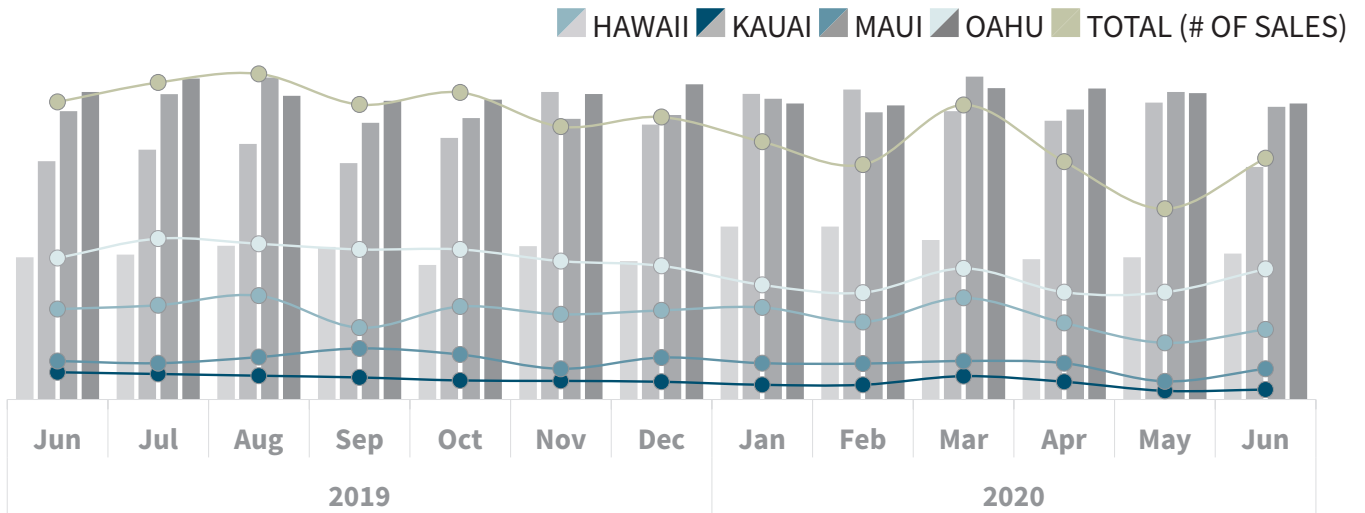


TITLE GUARANTY
HAWAII

STATEWIDE HOUSING STATISTICS

JUNE 2020

SINGLE FAMILY HOMES



OF SALES | MEDIAN SALES PRICE (\$)

	HAWAII	KAUAI	MAUI	OAHU	TOTAL (# OF SALES)
2019					
Jun	209 \$370.0K	63 \$620.0K	89 \$750.0K	327 \$800.0K	688
Jul	218 \$377.0K	59 \$650.0K	84 \$794.5K	372 \$835.0K	733
Aug	240 \$400.0K	55 \$665.0K	98 \$837.5K	360 \$790.0K	753
Sep	166 \$397.0K	51 \$615.0K	118 \$719.7K	347 \$777.0K	682
Oct	215 \$350.0K	44 \$680.5K	104 \$732.0K	347 \$780.0K	710
Nov	197 \$399.0K	43 \$800.0K	71 \$730.0K	320 \$794.8K	631
Dec	206 \$359.9K	41 \$715.0K	97 \$740.0K	309 \$820.0K	653
2020					
Jan	213 \$450.0K	34 \$795.0K	84 \$782.4K	265 \$770.0K	596
Feb	179 \$450.0K	34 \$806.3K	83 \$747.2K	247 \$765.0K	543
Mar	235 \$415.0K	54 \$750.0K	89 \$840.0K	303 \$810.0K	681
Apr	177 \$365.0K	41 \$725.0K	84 \$754.5K	248 \$809.0K	550
May	131 \$370.0K	20 \$772.5K	42 \$800.0K	248 \$797.0K	441
Jun	162 \$379.5K	23 \$605.0K	71 \$761.5K	302 \$770.0K	558

Source: Respective Islands' board of REALTORS® Statistics provided by Title Guaranty. Information deemed reliable but not guaranteed. All rights to these materials are reserved; no reproduction without prior written consent.

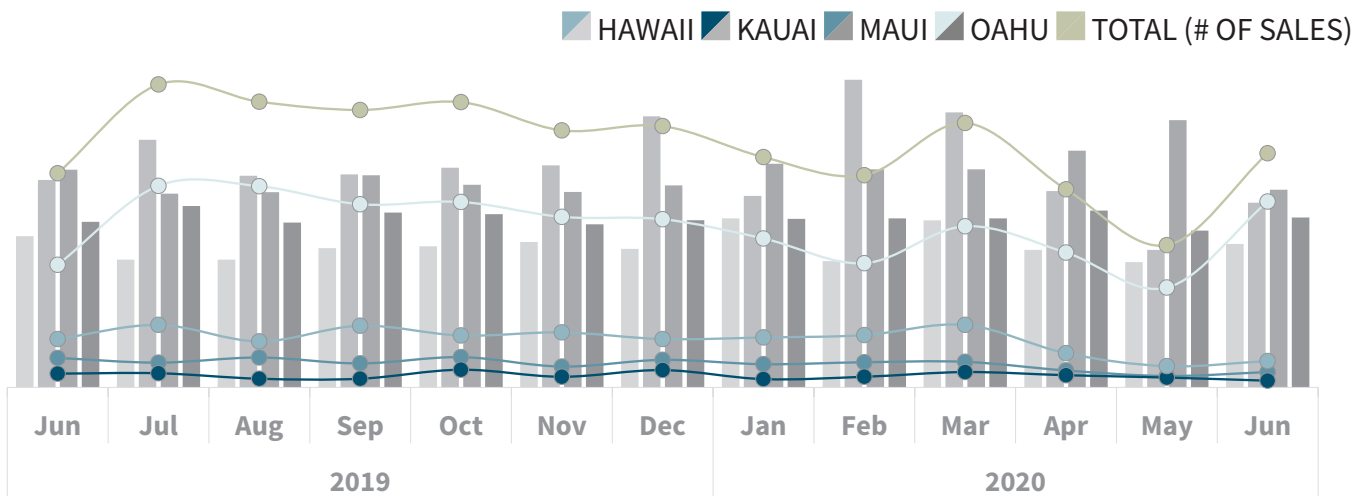


TITLE GUARANTY
HAWAII

STATEWIDE HOUSING STATISTICS

JUNE 2020

CONDOMINIUMS



OF SALES | MEDIAN SALES PRICE (\$)

	HAWAII	KAUAI	MAUI	OAHU	TOTAL (# OF SALES)
2019					
Jun	75 \$385.0K	35 \$528.0K	123 \$554.0K	473 \$432.5K	706
Jul	63 \$325.0K	36 \$630.0K	159 \$493.0K	513 \$461.5K	771
Aug	76 \$325.0K	22 \$538.8K	117 \$497.0K	512 \$419.5K	727
Sep	61 \$354.5K	22 \$542.0K	157 \$540.0K	466 \$445.0K	706
Oct	77 \$359.0K	45 \$559.0K	132 \$515.8K	472 \$441.0K	726
Nov	53 \$370.0K	27 \$565.0K	140 \$497.6K	434 \$415.0K	654
Dec	70 \$352.5K	44 \$689.8K	123 \$514.1K	428 \$425.5K	665
2020					
Jan	59 \$430.0K	21 \$487.5K	127 \$569.0K	379 \$429.0K	586
Feb	64 \$321.5K	27 \$783.0K	133 \$555.0K	316 \$430.0K	540
Mar	65 \$425.0K	39 \$700.0K	159 \$555.0K	410 \$430.0K	673
Apr	43 \$349.9K	31 \$499.5K	87 \$602.5K	343 \$450.0K	504
May	29 \$319.0K	25 \$350.0K	54 \$680.0K	254 \$399.0K	362
Jun	39 \$365.0K	17 \$470.0K	67 \$503.0K	312 \$421.5K	435

Source: Respective Islands' board of REALTORS® Statistics provided by Title Guaranty. Information deemed reliable but not guaranteed. All rights to these materials are reserved; no reproduction without prior written consent.



TITLE GUARANTY
HAWAII

STATEWIDE HOUSING STATISTICS

JUNE 2020

SINGLE FAMILY HOMES

CURRENT MONTH (VS LAST YEAR)

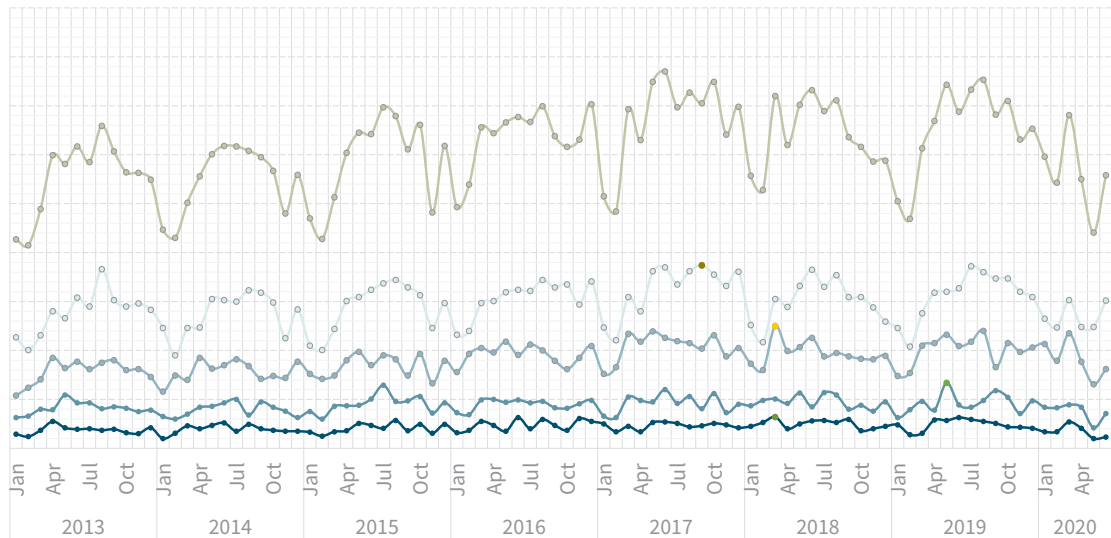
STATEWIDE ↓558

OAHU ↓302

HAWAII ↓162

MAUI ↓71

KAUAI ↓23



CONDOMINIUMS

CURRENT MONTH (VS LAST YEAR)

STATEWIDE ↓435

OAHU ↓312

MAUI ↓67

HAWAII ↓39

KAUAI ↓17

