



TITLE GUARANTY  
HAWAII

# STATEWIDE HOUSING STATISTICS

MAY 2026

## SINGLE FAMILY HOMES

# OF SALES	MONTH			YTD		
	2026	2025	% CHANGE	2026	2025	% CHANGE
<i>Hawaii</i>	184	174	▲5.7%	804	831	▼3.2%
<i>Kauai</i>	37	19	▲94.7%	146	155	▼5.8%
<i>Maui</i>	58	56	▲3.6%	285	282	▲1.1%
<i>Oahu</i>	255	235	▲8.5%	1,116	1,045	▲6.8%
<b>Total</b>	<b>534</b>	<b>484</b>	<b>▲10.3%</b>	<b>2,351</b>	<b>2,313</b>	<b>▲1.6%</b>

MEDIAN SALES PRICE	MONTH			YTD		
	2026	2025	% CHANGE	2026	2025	% CHANGE
<i>Hawaii</i>	\$472,500	\$550,000	▼14.1%	\$558,000	\$580,000	▼3.8%
<i>Kauai</i>	\$1,550,000	\$1,105,000	▲40.3%	\$1,325,000	\$1,150,000	▲15.2%
<i>Maui</i>	\$1,174,500	\$1,290,000	▼9.0%	\$1,250,000	\$1,300,000	▼3.8%
<i>Oahu</i>	\$1,166,000	\$1,175,000	▼0.8%	\$1,175,000	\$1,160,000	▲1.3%

## CONDOMINIUMS

# OF SALES	MONTH			YTD		
	2026	2025	% CHANGE	2026	2025	% CHANGE
<i>Hawaii</i>	39	48	▼18.8%	227	234	▼3.0%
<i>Kauai</i>	22	23	▼4.3%	97	127	▼23.6%
<i>Maui</i>	51	64	▼20.3%	305	298	▲2.3%
<i>Oahu</i>	339	374	▼9.4%	1,656	1,743	▼5.0%
<b>Total</b>	<b>451</b>	<b>509</b>	<b>▼11.4%</b>	<b>2,285</b>	<b>2,402</b>	<b>▼4.9%</b>

MEDIAN SALES PRICE	MONTH			YTD		
	2026	2025	% CHANGE	2026	2025	% CHANGE
<i>Hawaii</i>	\$479,000	\$816,000	▼41.3%	\$634,000	\$679,500	▼6.7%
<i>Kauai</i>	\$817,500	\$875,000	▼6.6%	\$800,000	\$900,000	▼11.1%
<i>Maui</i>	\$597,000	\$762,500	▼21.7%	\$670,000	\$762,500	▼12.1%
<i>Oahu</i>	\$520,000	\$500,000	▲4.0%	\$510,000	\$505,000	▲1.0%

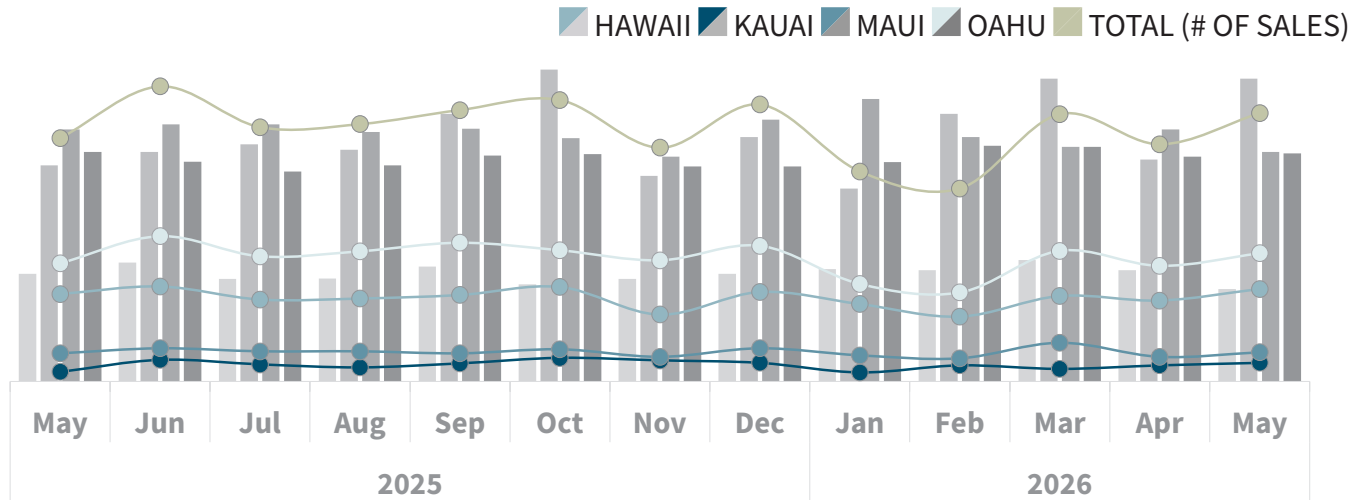


TITLE GUARANTY  
HAWAII

# STATEWIDE HOUSING STATISTICS

MAY 2026

## SINGLE FAMILY HOMES



### # OF SALES | MEDIAN SALES PRICE (\$)

	HAWAII	KAUAI	MAUI	OAHU	TOTAL (# OF SALES)
<b>2025</b>					
May	174   550.0K	19   1.1M	56   1.3M	235   1.2M	484
Jun	189   608.5K	43   1.2M	66   1.3M	289   1.1M	587
Jul	163   525.0K	34   1.2M	60   1.3M	249   1.1M	506
Aug	165   527.0K	28   1.2M	60   1.3M	259   1.1M	512
Sep	172   587.2K	36   1.4M	56   1.3M	276   1.2M	540
Oct	188   497.0K	47   1.6M	64   1.2M	261   1.2M	560
Nov	133   525.0K	42   1.1M	49   1.2M	241   1.1M	465
Dec	178   550.0K	37   1.3M	66   1.3M	270   1.1M	551
<b>2026</b>					
Jan	154   574.5K	18   1.0M	52   1.4M	194   1.1M	418
Feb	129   570.0K	32   1.4M	46   1.3M	177   1.2M	384
Mar	170   622.0K	25   1.6M	77   1.2M	260   1.2M	532
Apr	161   570.0K	32   1.1M	49   1.3M	230   1.2M	472
May	184   472.5K	37   1.6M	58   1.2M	255   1.2M	534

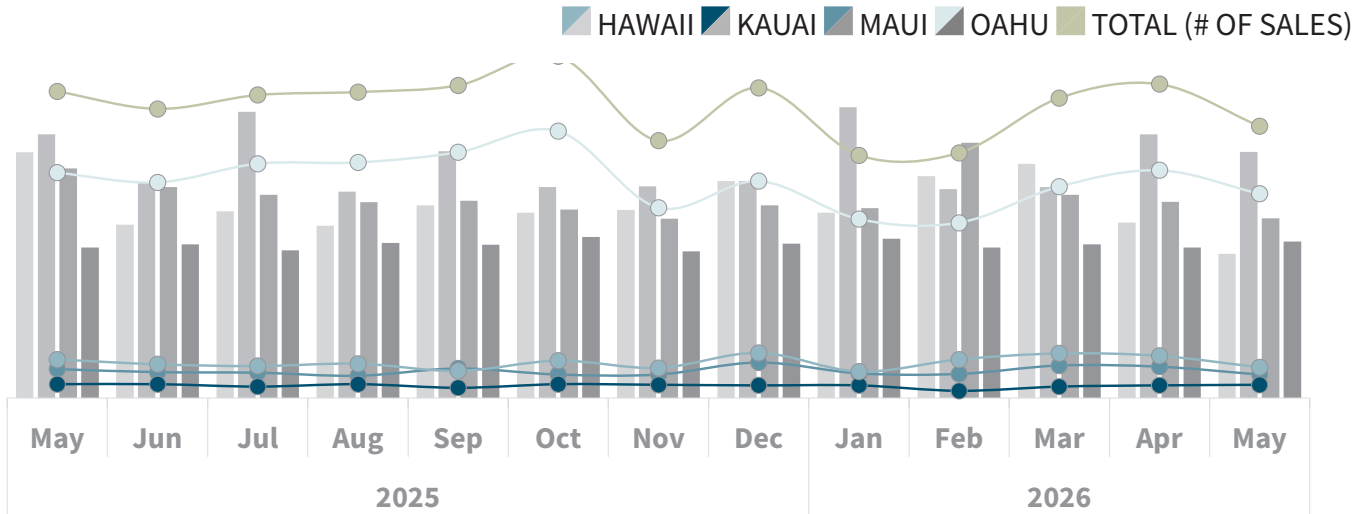


TITLE GUARANTY  
HAWAII

# STATEWIDE HOUSING STATISTICS

MAY 2026

## CONDOMINIUMS



# OF SALES | MEDIAN SALES PRICE (\$)

	HAWAII	KAUAI	MAUI	OAHU	TOTAL (# OF SALES)
<b>2025</b>					
May	48   816.0K	23   875.0K	64   762.5K	374   500.0K	509
Jun	43   575.0K	23   715.0K	56   700.0K	358   510.0K	480
Jul	42   620.0K	19   1.0M	53   675.0K	389   490.0K	503
Aug	37   572.5K	23   685.0K	57   650.0K	391   515.0K	508
Sep	49   640.0K	17   820.0K	45   655.0K	408   508.8K	519
Oct	39   615.0K	23   700.0K	62   625.8K	443   535.0K	567
Nov	39   624.8K	22   702.5K	50   595.0K	316   487.5K	427
Dec	59   720.0K	21   720.0K	75   640.0K	360   512.0K	515
<b>2026</b>					
Jan	41   615.0K	21   1.0M	44   630.0K	297   529.0K	403
Feb	40   736.5K	12   693.4K	64   847.5K	291   500.0K	407
Mar	54   777.5K	19   700.0K	74   675.0K	351   510.0K	498
Apr	52   582.5K	21   875.0K	70   651.3K	378   500.0K	521
May	39   479.0K	22   817.5K	51   597.0K	339   520.0K	451

Source: Respective Islands' board of REALTORS® Statistics provided by Title Guaranty. Information deemed reliable but not guaranteed. All rights to these materials are reserved; no reproduction without prior written consent.



TITLE GUARANTY  
HAWAII

# STATEWIDE HOUSING STATISTICS

MAY 2026

## SINGLE FAMILY HOMES

CURRENT MONTH (VS LAST YEAR)

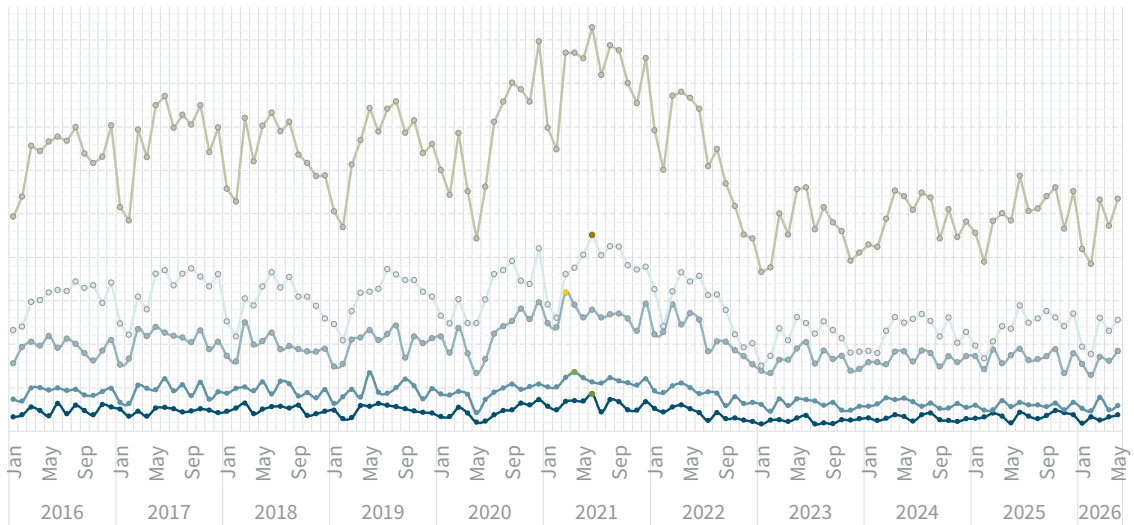
STATEWIDE ↑534

OAHU ↑255

HAWAII ↑184

MAUI ↑58

KAUAI ↑37



## CONDOMINIUMS

CURRENT MONTH (VS LAST YEAR)

STATEWIDE ↓451

OAHU ↓339

MAUI ↓51

HAWAII ↓39

KAUAI ↓22

