



TITLE GUARANTY  
HAWAII

# STATEWIDE HOUSING STATISTICS

MAY 2021

## SINGLE FAMILY HOMES

# OF SALES	MONTH			YTD		
	2021	2020	% CHANGE	2021	2020	% CHANGE
<b>Hawaii</b>	257	133	▲93.2%	1,347	945	▲42.5%
<b>Kauai</b>	69	20	▲245.0%	312	181	▲72.4%
<b>Maui</b>	121	42	▲188.1%	580	385	▲50.6%
<b>Oahu</b>	405	248	▲63.3%	1,692	1,311	▲29.1%
<b>Total</b>	<b>852</b>	<b>443</b>	<b>▲92.3%</b>	<b>3,931</b>	<b>2,822</b>	<b>▲39.3%</b>

MEDIAN SALES PRICE	MONTH			YTD		
	2021	2020	% CHANGE	2021	2020	% CHANGE
<b>Hawaii</b>	\$500,000	\$370,000	▲35.1%	\$475,000	\$395,000	▲20.3%
<b>Kauai</b>	\$1,125,000	\$772,500	▲45.6%	\$1,076,000	\$765,000	▲40.7%
<b>Maui</b>	\$1,039,000	\$800,000	▲29.9%	\$975,000	\$765,173	▲27.4%
<b>Oahu</b>	\$978,000	\$797,000	▲22.7%	\$935,000	\$789,000	▲18.5%

## CONDOMINIUMS

# OF SALES	MONTH			YTD		
	2021	2020	% CHANGE	2021	2020	% CHANGE
<b>Hawaii</b>	107	29	▲269.0%	580	264	▲119.7%
<b>Kauai</b>	65	25	▲160.0%	257	144	▲78.5%
<b>Maui</b>	241	54	▲346.3%	1,018	564	▲80.5%
<b>Oahu</b>	598	254	▲135.4%	2,707	1,702	▲59.0%
<b>Total</b>	<b>1,011</b>	<b>362</b>	<b>▲179.3%</b>	<b>4,562</b>	<b>2,674</b>	<b>▲70.6%</b>

MEDIAN SALES PRICE	MONTH			YTD		
	2021	2020	% CHANGE	2021	2020	% CHANGE
<b>Hawaii</b>	\$439,000	\$319,000	▲37.6%	\$477,000	\$362,000	▲31.8%
<b>Kauai</b>	\$629,000	\$350,000	▲79.7%	\$610,000	\$570,000	▲7.0%
<b>Maui</b>	\$615,000	\$680,000	▼9.6%	\$620,000	\$575,000	▲7.8%
<b>Oahu</b>	\$457,750	\$399,000	▲14.7%	\$454,000	\$429,000	▲5.8%

Source: Respective Islands' board of REALTORS® Statistics provided by Title Guaranty. Information deemed reliable but not guaranteed. All rights to these materials are reserved; no reproduction without prior written consent.

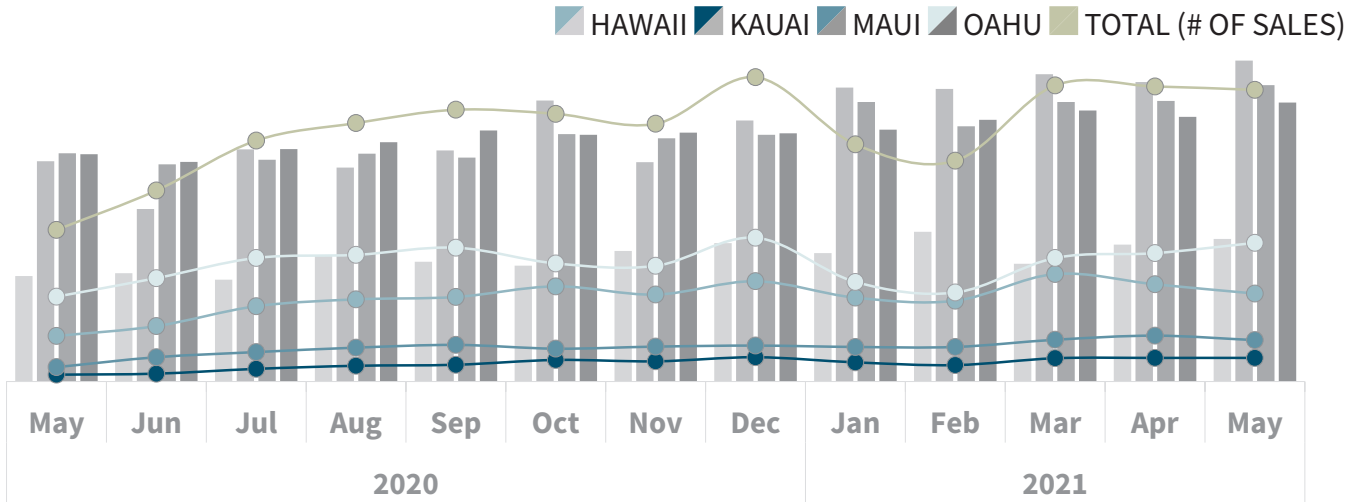


TITLE GUARANTY  
HAWAII

# STATEWIDE HOUSING STATISTICS

MAY 2021

## SINGLE FAMILY HOMES



# OF SALES | MEDIAN SALES PRICE (\$)

	HAWAII	KAUAI	MAUI	OAHU	TOTAL (# OF SALES)
<b>2020</b>					
May	133   370.0K	20   772.5K	42   800.0K	248   797.0K	443
Jun	162   379.5K	23   605.0K	71   761.5K	302   770.0K	558
Jul	220   357.0K	37   813.8K	86   777.6K	361   815.0K	704
Aug	240   440.0K	46   750.0K	99   799.0K	370   839.0K	755
Sep	247   420.0K	49   810.0K	107   785.0K	391   880.0K	794
Oct	278   406.3K	63   1.0M	96   867.5K	345   865.0K	782
Nov	254   458.0K	59   769.0K	102   852.5K	338   872.5K	753
Dec	293   485.0K	71   0.9M	105   865.0K	420   870.0K	889
<b>2021</b>					
Jan	245   450.0K	56   1.0M	101   1.0M	291   883.0K	693
Feb	236   525.0K	48   1.0M	101   895.0K	260   0.9M	645
Mar	314   413.0K	68   1.1M	122   1.0M	361   1.0M	865
Apr	284   480.0K	69   1.1M	134   1.0M	375   0.9M	862
May	257   500.0K	69   1.1M	121   1.0M	405   1.0M	852

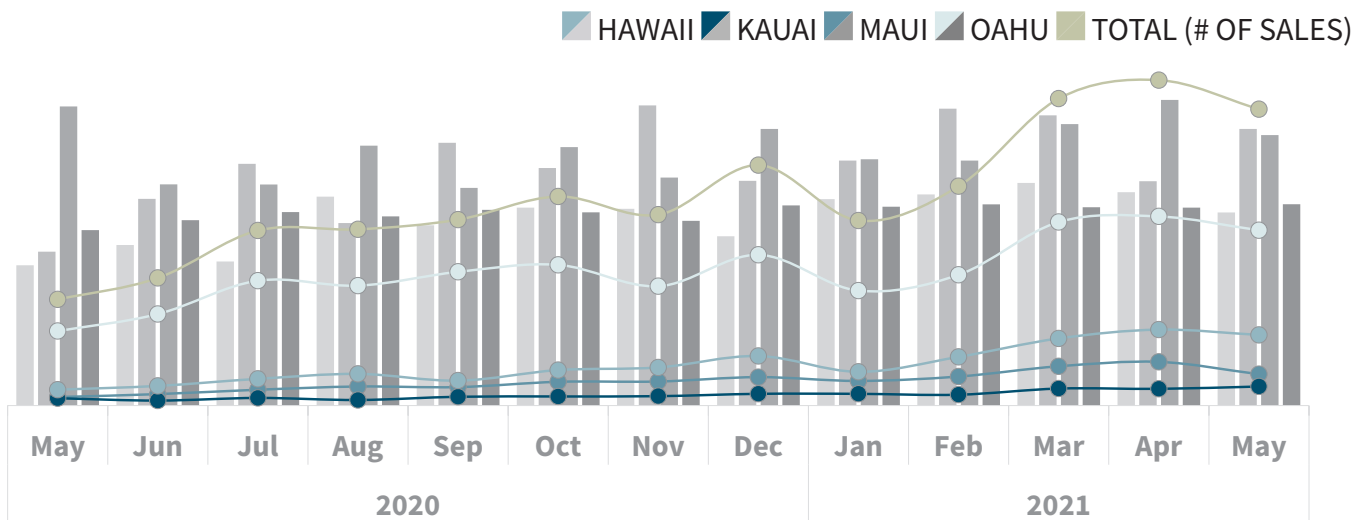


TITLE GUARANTY  
HAWAII

# STATEWIDE HOUSING STATISTICS

MAY 2021

## CONDOMINIUMS



# OF SALES | MEDIAN SALES PRICE (\$)

	HAWAII	KAUAI	MAUI	OAHU	TOTAL (# OF SALES)
<b>2020</b>					
May	29   319.0K	25   350.0K	54   680.0K	254   399.0K	362
Jun	39   365.0K	17   470.0K	67   503.0K	312   421.5K	435
Jul	54   327.5K	26   549.5K	91   502.5K	426   440.0K	597
Aug	65   475.0K	19   415.0K	108   591.0K	409   430.0K	601
Sep	63   410.0K	30   597.5K	85   495.0K	456   445.0K	634
Oct	81   450.0K	31   540.0K	121   587.8K	480   439.5K	713
Nov	82   447.5K	32   682.5K	130   518.5K	407   420.0K	651
Dec	97   385.0K	40   511.0K	169   629.0K	514   455.0K	820
<b>2021</b>					
Jan	84   469.5K	40   557.0K	115   560.0K	392   452.0K	631
Feb	99   480.0K	37   675.0K	166   557.0K	446   457.5K	748
Mar	134   506.3K	58   660.0K	229   640.0K	626   451.0K	1,047
Apr	149   485.0K	57   510.0K	259   695.0K	645   450.0K	1,110
May	107   439.0K	65   629.0K	241   615.0K	598   457.8K	1,011

Source: Respective Islands' board of REALTORS® Statistics provided by Title Guaranty. Information deemed reliable but not guaranteed. All rights to these materials are reserved; no reproduction without prior written consent.



TITLE GUARANTY  
HAWAII

# STATEWIDE HOUSING STATISTICS

MAY 2021

## SINGLE FAMILY HOMES

CURRENT MONTH (VS LAST YEAR)

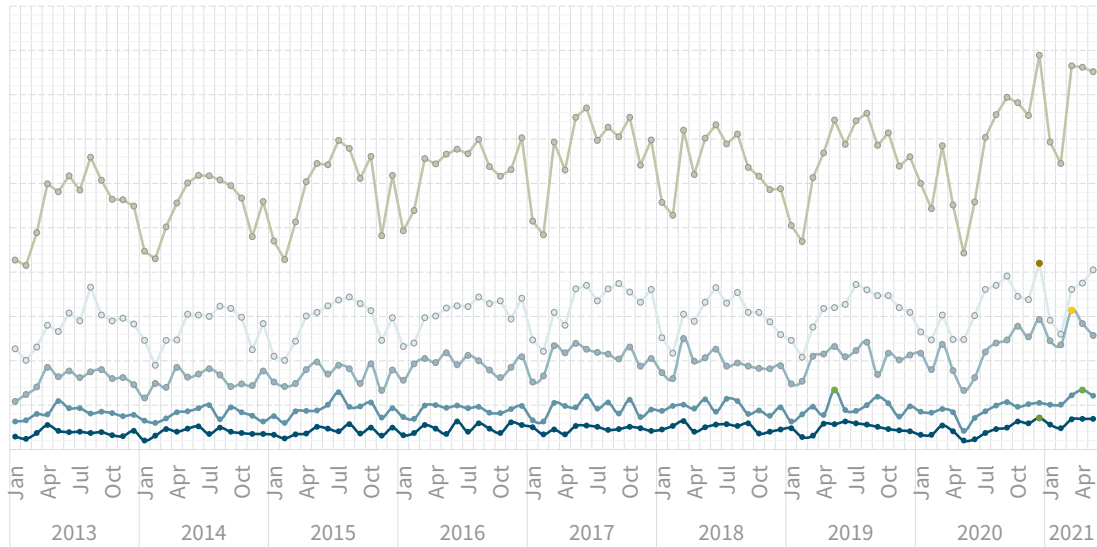
STATEWIDE ↑852

OAHU ↑405

HAWAII ↑257

MAUI ↑121

KAUAI ↑69



## CONDOMINIUMS

CURRENT MONTH (VS LAST YEAR)

STATEWIDE ↑1011

OAHU ↑598

MAUI ↑241

HAWAII ↑107

KAUAI ↑65

