



TITLE GUARANTY
HAWAII

STATEWIDE HOUSING STATISTICS

APRIL 2026

SINGLE FAMILY HOMES

# OF SALES	MONTH			YTD		
	2026	2025	% CHANGE	2026	2025	% CHANGE
<i>Hawaii</i>	161	156	▲3.2%	618	657	▼5.9%
<i>Kauai</i>	32	34	▼5.9%	109	136	▼19.9%
<i>Maui</i>	49	70	▼30.0%	226	226	–
<i>Oahu</i>	230	241	▼4.6%	861	810	▲6.3%
Total	472	501	▼5.8%	1,814	1,829	▼0.8%

MEDIAN SALES PRICE	MONTH			YTD		
	2026	2025	% CHANGE	2026	2025	% CHANGE
<i>Hawaii</i>	\$570,000	\$597,500	▼4.6%	\$590,000	\$600,000	▼1.7%
<i>Kauai</i>	\$1,135,000	\$1,112,500	▲2.0%	\$1,300,000	\$1,150,000	▲13.0%
<i>Maui</i>	\$1,290,000	\$1,377,500	▼6.4%	\$1,297,500	\$1,307,550	▼0.8%
<i>Oahu</i>	\$1,150,000	\$1,170,000	▼1.7%	\$1,175,000	\$1,158,000	▲1.5%

CONDOMINIUMS

# OF SALES	MONTH			YTD		
	2026	2025	% CHANGE	2026	2025	% CHANGE
<i>Hawaii</i>	52	48	▲8.3%	188	186	▲1.1%
<i>Kauai</i>	21	28	▼25.0%	75	104	▼27.9%
<i>Maui</i>	70	67	▲4.5%	254	234	▲8.5%
<i>Oahu</i>	378	395	▼4.3%	1,317	1,369	▼3.8%
Total	521	538	▼3.2%	1,834	1,893	▼3.1%

MEDIAN SALES PRICE	MONTH			YTD		
	2026	2025	% CHANGE	2026	2025	% CHANGE
<i>Hawaii</i>	\$582,500	\$582,500	–	\$647,500	\$660,000	▼1.9%
<i>Kauai</i>	\$875,000	\$862,500	▲1.4%	\$800,000	\$925,000	▼13.5%
<i>Maui</i>	\$651,250	\$715,000	▼8.9%	\$699,000	\$766,250	▼8.8%
<i>Oahu</i>	\$500,000	\$505,000	▼1.0%	\$505,000	\$510,000	▼1.0%

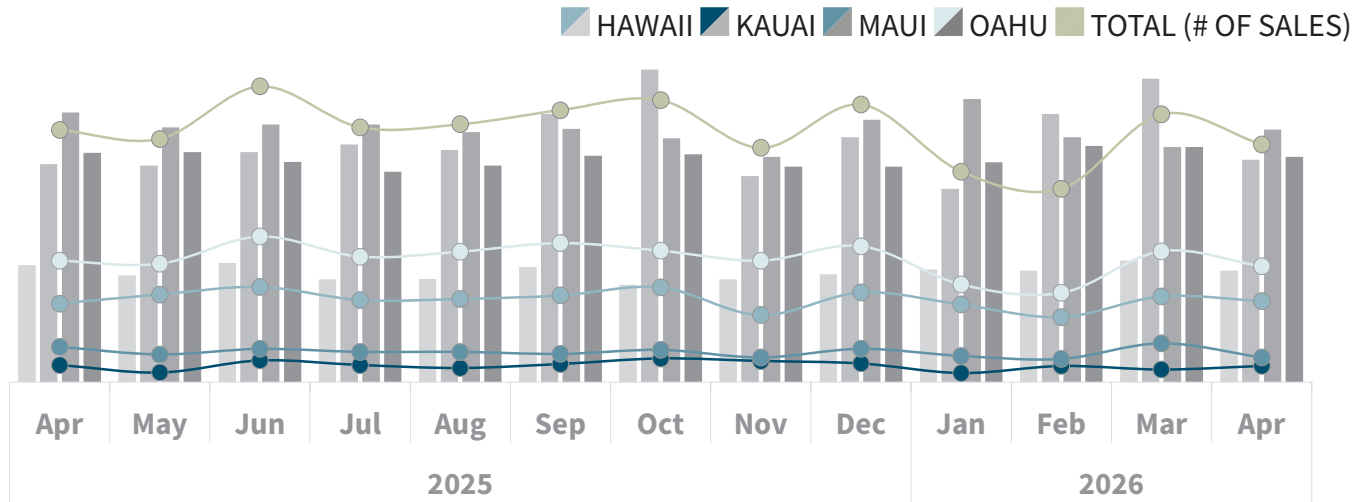


TITLE GUARANTY
HAWAII

STATEWIDE HOUSING STATISTICS

APRIL 2026

SINGLE FAMILY HOMES



OF SALES | MEDIAN SALES PRICE (\$)

	HAWAII	KAUAI	MAUI	OAHU	TOTAL (# OF SALES)
2025					
<i>Apr</i>	156 597.5K	34 1.1M	70 1.4M	241 1.2M	501
<i>May</i>	174 545.0K	19 1.1M	55 1.3M	235 1.2M	483
<i>Jun</i>	189 608.5K	43 1.2M	66 1.3M	289 1.1M	587
<i>Jul</i>	163 525.0K	34 1.2M	60 1.3M	249 1.1M	506
<i>Aug</i>	165 527.0K	28 1.2M	60 1.3M	259 1.1M	512
<i>Sep</i>	172 587.2K	36 1.4M	56 1.3M	276 1.2M	540
<i>Oct</i>	188 497.0K	47 1.6M	64 1.2M	261 1.2M	560
<i>Nov</i>	133 525.0K	42 1.1M	49 1.2M	241 1.1M	465
<i>Dec</i>	178 550.0K	37 1.3M	66 1.3M	270 1.1M	551
2026					
<i>Jan</i>	154 574.5K	18 1.0M	52 1.4M	194 1.1M	418
<i>Feb</i>	129 570.0K	32 1.4M	46 1.3M	177 1.2M	384
<i>Mar</i>	170 622.0K	25 1.6M	77 1.2M	260 1.2M	532
<i>Apr</i>	161 570.0K	32 1.1M	49 1.3M	230 1.2M	472

Source: Respective Islands' board of REALTORS® Statistics provided by Title Guaranty. Information deemed reliable but not guaranteed. All rights to these materials are reserved; no reproduction without prior written consent.

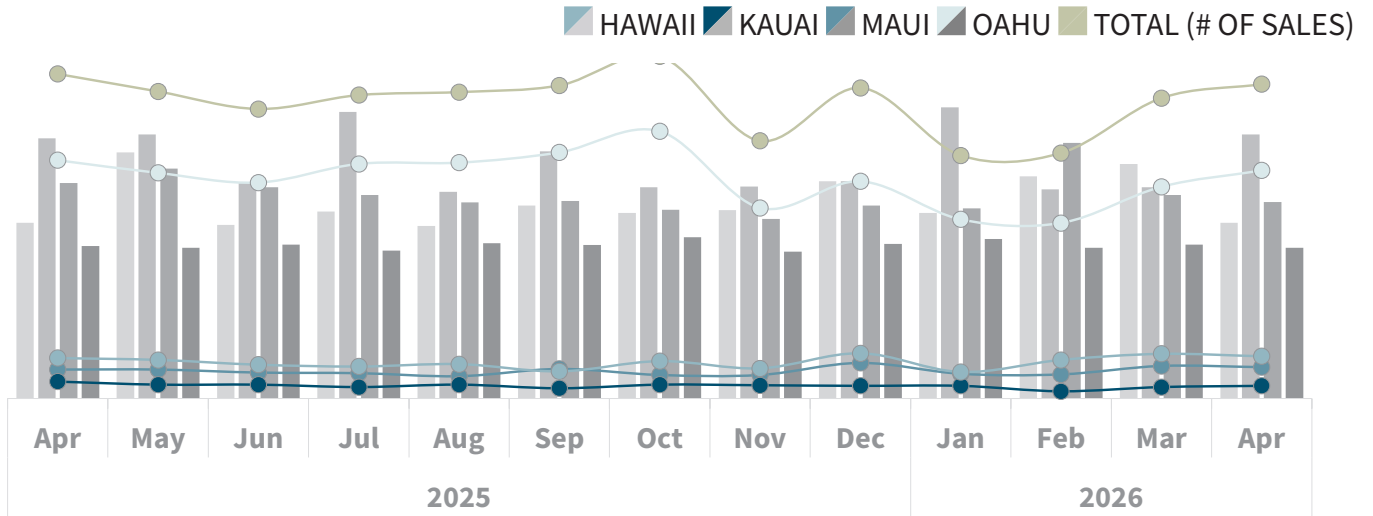


TITLE GUARANTY
HAWAII

STATEWIDE HOUSING STATISTICS

APRIL 2026

CONDOMINIUMS



OF SALES | MEDIAN SALES PRICE (\$)

	HAWAII	KAUAI	MAUI	OAHU	TOTAL (# OF SALES)
2025					
<i>Apr</i>	48 582.5K	28 862.5K	67 715.0K	395 505.0K	538
<i>May</i>	48 816.0K	23 875.0K	64 762.5K	374 500.0K	509
<i>Jun</i>	43 575.0K	23 715.0K	56 700.0K	358 510.0K	480
<i>Jul</i>	42 620.0K	19 1.0M	53 675.0K	389 490.0K	503
<i>Aug</i>	37 572.5K	23 685.0K	57 650.0K	391 515.0K	508
<i>Sep</i>	49 640.0K	17 820.0K	45 655.0K	408 508.8K	519
<i>Oct</i>	39 615.0K	23 700.0K	62 625.8K	443 535.0K	567
<i>Nov</i>	39 624.8K	22 702.5K	50 595.0K	316 487.5K	427
<i>Dec</i>	59 720.0K	21 720.0K	75 640.0K	360 512.0K	515
2026					
<i>Jan</i>	41 615.0K	21 1.0M	44 630.0K	297 529.0K	403
<i>Feb</i>	40 736.5K	12 693.4K	64 847.5K	291 500.0K	407
<i>Mar</i>	54 777.5K	19 700.0K	74 675.0K	351 510.0K	498
<i>Apr</i>	52 582.5K	21 875.0K	70 651.3K	378 500.0K	521

Source: Respective Islands' board of REALTORS® Statistics provided by Title Guaranty. Information deemed reliable but not guaranteed. All rights to these materials are reserved; no reproduction without prior written consent.



TITLE GUARANTY
HAWAII

STATEWIDE HOUSING STATISTICS

APRIL 2026

SINGLE FAMILY HOMES

CURRENT MONTH (VS LAST YEAR)

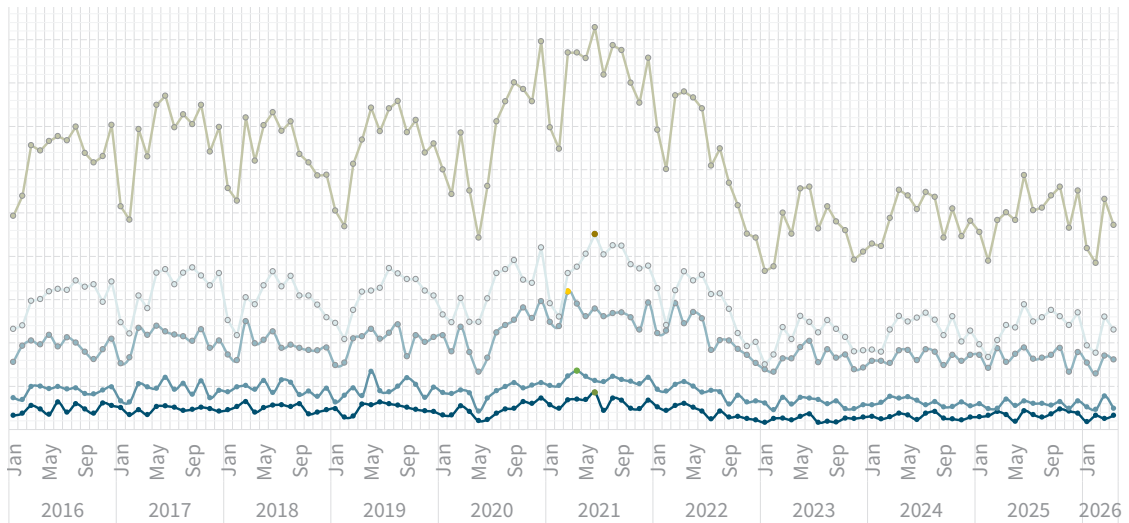
STATEWIDE ↓472

OAHU ↓230

HAWAII ↑161

MAUI ↓49

KAUAI ↓32



CONDOMINIUMS

CURRENT MONTH (VS LAST YEAR)

STATEWIDE ↓521

OAHU ↓378

MAUI ↑70

HAWAII ↑52

KAUAI ↓21

